

7 Steps to **SMARTER** **CPIC**



Jim Kendrick, CMC
P2C2 Group, Inc
kendrick@p2c2group.com



You've seen CPIC change...

- CPIC's early activity concentrated on individual projects
- Today's emphasis is much broader:
 - Agency portfolio management
 - Transformational strategies
 - E-Government
 - Results as measured by PART reviews

New Focus: Enterprise CPIC

EXAMPLE:

OMB has told GAO that **individual agencies** are responsible for correcting \$22 billion of investments on the Watch List.


– See GAO-05-276, April 2005

OMB Now Focuses More on the Agency OMB's Own Training Materials State:

- OMB assesses –
 - the “health” of individual investments
 - the agency’s overall capital planning and investment control process
 - Investment and program performance
 - how the agency’s IT portfolio is aligned with federal programs evaluated using OMB’s Program Assessment Rating Tool (PART)

Our Conclusion

The old solutions and tools won't get you where you need to go.



One Solution: SMARTER CPICSM

S OLVE	Solve CPIC at the Enterprise Level
M ANAGE	Manage for Compliance and Scores
A UTOMATE	Automate the CPIC Process
R EVIEW	Review and Correct Continuously
T RANSFORM	Transform Programs and IT with E-Gov
E MPOWER	Empower Your Team
R EALLOCATE	Reallocate Your Resources

Solve CPIC at the Enterprise Level **Many Decisions Are Agency-Wide**

- Mission and Program Objectives
- Alignment with PMA
- Budget Priorities
- E-Gov Strategy
- Enterprise Architecture
- Security for Infrastructure
- Acquisition Strategy
- Accountability for PART Results



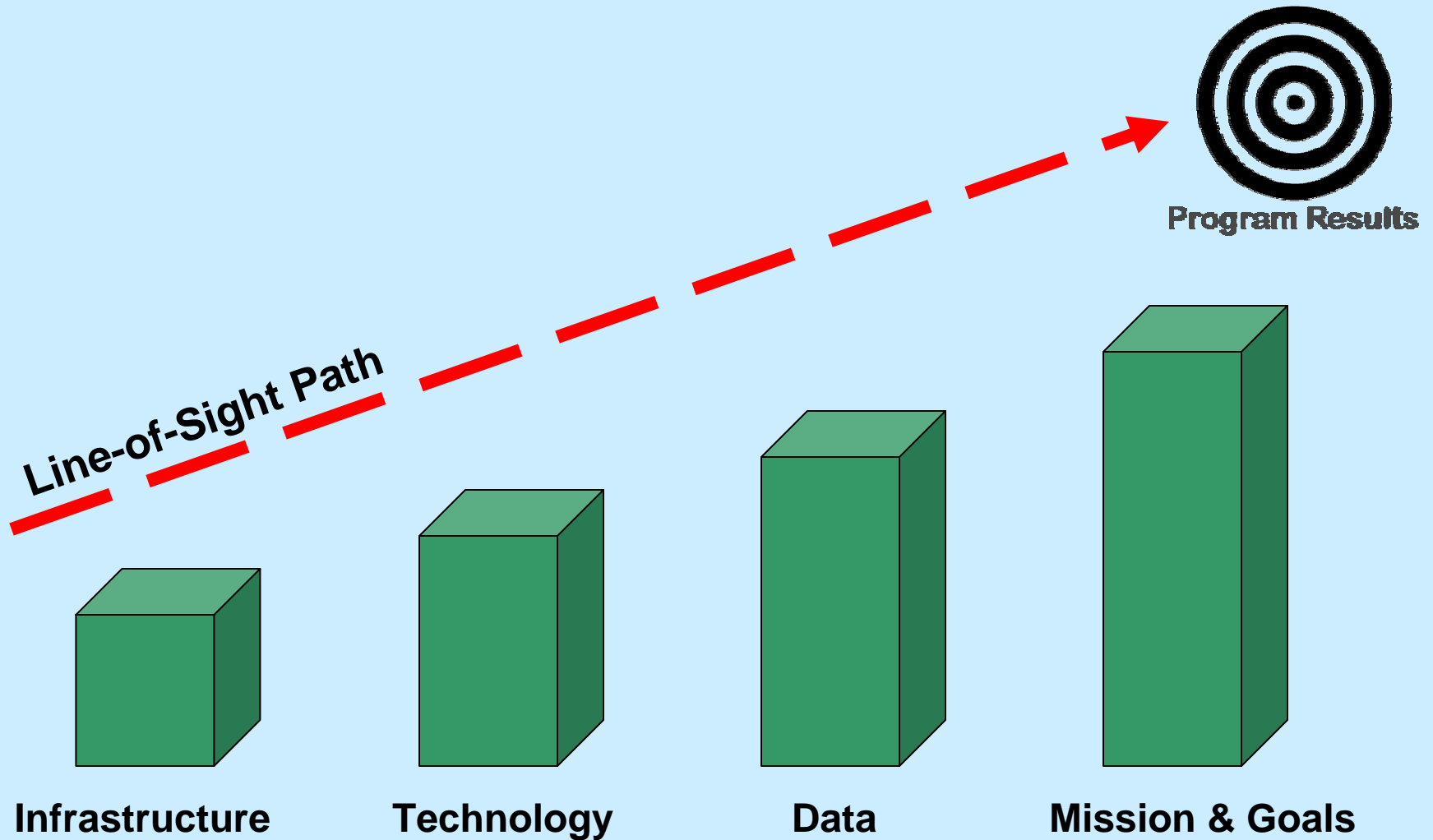
Manage CPIC for Compliance and Scores

Manage for Success!

- **Manage your IT portfolio** to score well -- both for your budget submissions and your overall e-Government scorecard.
- **Leverage e-Gov Scorecard** - - Department of Labor models its IT Governance strategy upon "getting green" on its e-Government scorecard from OMB, according to Secretary Patrick Pizzella, Assistant Secretary and CIO. The results have been stunning. *Federal Computer Week, December 13, 2004*

Manage CPIC for Compliance and Scores

Focus on Line-of-Sight Governance



Automate the CPIC Process Checklist

- ✓ Define automation requirements for both portfolio & project management of CPIC
- ✓ Improve workflows and processes for:
 - Governance
 - Portfolio Management
 - Project Management
- ✓ Cut the paperwork and busywork
- ✓ Focus on doing IT and getting results

Automate the CPIC Process

Tips for Better CPIC Automation

1. Keep the tools and CPIC process easy to use so people have time to manage
2. Build databases, not just OMB 53 and 300 forms processors
3. Re-use data year-round for status tracking, briefings, multiple documents
4. Integrate collaboration and best practices with software tools

Review and Correct Continuously Avoid Surprises!

Why wait to be surprised by a formal Exhibit 300 when you can track the status of your investments throughout the year?

With automated tools, ongoing review is possible without sentencing project managers to a life of paperwork and special reports.



Review and Correct Continuously

Thought Starters

ACTION	BENEFIT
Break down CPIC into manageable chunks <ul style="list-style-type: none"> ▪ Market research ▪ Acquisition strategy ▪ Security 	Better quality work, more detailed reviews
Track all scoring and scorecard issues	Better OMB scores, more "green lights"
Identify and track corrective actions	Higher success rate
Stop low-performing investments	Invest in results

Transform Programs and IT with E-Gov Federal CPIC Has a Broad Agenda

“In concert with the four other management agenda goals, **E-Government is transforming our agencies and producing results** by providing improved services.”

- Clay Johnson III
Deputy Director for Management
Office of Management and Budget



***Today's CPIC
Is about
transforming
government,
not just IT.***

Content from <http://www.whitehouse.gov/omb/egov/>

Transform Programs and IT with E-Gov **CPIC Enables Transformation Beyond IT**

- Making government more accessible and convenient
- Streamlining internal business processes
- Improving the quality and availability of information
- Providing agency budget flexibility by reducing operating costs

In some cases, the costs of e-Gov could be borne by savings gained through organizational & workflow changes.

Empower Your Team **Enterprise CPIC Energizes Projects**

Empower your entire team with:

- Access to agency-wide best practices and standard text
- Collaboration
- Databases that provide re-usable information for all lifecycle requirements
- Automated work flow
- Ongoing reviews and feedback

Empower Your Team

6 Freedoms of Enterprise CPIC

1. **Freedom to Perform**
2. **Freedom to Manage**
3. **Freedom to Learn**
4. **Freedom to Collaborate**
5. **Freedom to Know What's Expected**
6. **Freedom to Take Responsibility**

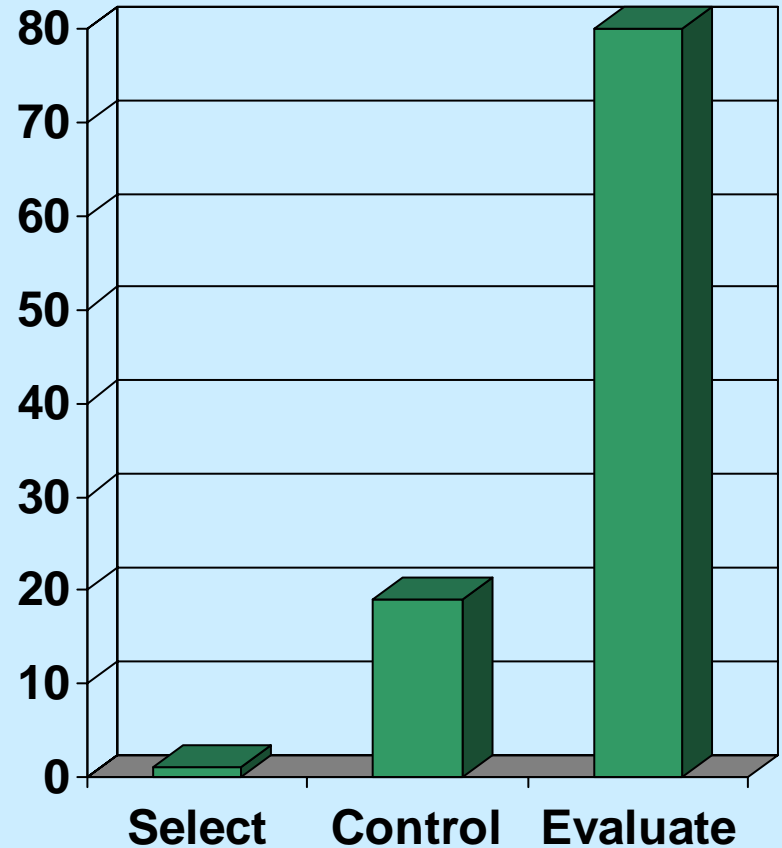


Reallocate Your Resources Where's the Money?

Most of your money is probably tied up in the EVALUATE phase of the CPIC process:

Ownership costs, such as operations, maintenance, including service contracts, and disposition, can easily consume as much as 80 % of the total life-cycle costs.

Source: Capital Programming Guide,
Supplement to Part 7 of Circular A-



Reallocate Your Resources **Checklist**

- Recover money by consolidating applications and systems
- Move money away from low-performing investments
- Share costs by partnering with other agencies
- Transfer costs to other public or private organizations
- Recover money from agency budget by streamlining business operations

Summary of SMARTER CPICSM

SOLVE

MANAGE

AUTOMATE

REVIEW

TRANSFORM

EMPOWER

REALLOCATE

Consulting Support for

SMARTER

CPIC

Jim Kendrick: kendrick@p2c2group.com

Phone: 301-942-7985

www.p2c2group.com

P2C2 Group, Inc.
4101 Denfeld Avenue
Kensington, MD 20895