



US00D443377S

(12) **United States Design Patent** (10) **Patent No.:** **US D443,377 S**
Handsaker (45) **Date of Patent:** **** Jun. 5, 2001**

(54) **LIGHT FIXTURE**

(75) Inventor: **Jerrold L. Handsaker**, Algona, IA (US)

(73) Assignee: **Innovative Lighting, Inc.**, Algona, IA (US)

(**) Term: **14 Years**

(21) Appl. No.: **29/111,565**

(22) Filed: **Sep. 30, 1999**

(51) **LOC (7) Cl.** **26-05**

(52) **U.S. Cl.** **D26/72**

(58) **Field of Search** D26/72-92, 118; 362/147, 326, 355

(56) **References Cited**

U.S. PATENT DOCUMENTS

- D. 47,608 * 7/1915 Owen D26/83
- D. 249,291 * 9/1978 Pemberton D26/85
- D. 384,181 * 9/1997 Borden D26/110
- D. 397,233 * 8/1998 Bassford D26/67
- D. 402,772 * 12/1998 Lodhie D26/26

OTHER PUBLICATIONS

Arbitaire Magazine supplement "5 Lamps", ceiling lamps at top of p. 16, 1979.*

* cited by examiner

Primary Examiner—Alan P. Douglas

Assistant Examiner—Linda Brooks

(74) *Attorney, Agent, or Firm*—Zarley, McKee, Thomte, Voorhees & Sease

(57) **CLAIM**

I claim the ornamental design for a light fixture, as shown and described.

DESCRIPTION

FIG. 1 is a front perspective view of a light fixture showing my new design.

FIG. 2 is a side elevational view thereof.

FIG. 3 is a top plan view thereof.

FIG. 4 is a bottom plan view thereof.

FIG. 5 is a side elevation view taken from the opposite side from FIG. 2.

FIG. 6 is an end elevational view with the opposite end being a mirror image thereof.

FIG. 7 is a front perspective view of a modification of the light fixture of FIG. 1.

FIG. 8 is a side elevational view thereof.

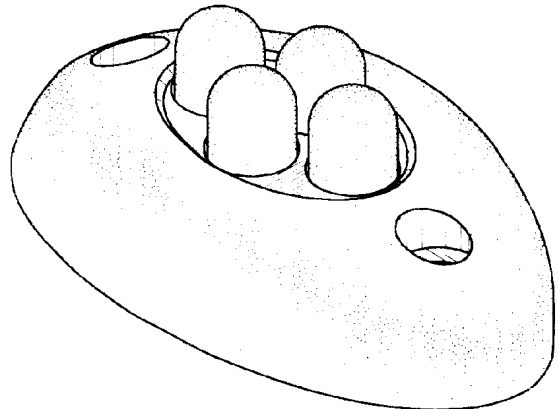
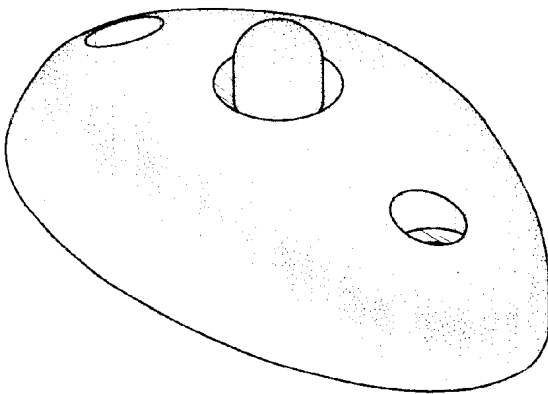
FIG. 9 is a top plan view thereof.

FIG. 10 is a bottom plan view thereof.

FIG. 11 is a side elevation view taken from the opposite side from FIG. 8; and,

FIG. 12 is an end elevational view with the opposite end being a mirror image thereof.

1 Claim, 2 Drawing Sheets



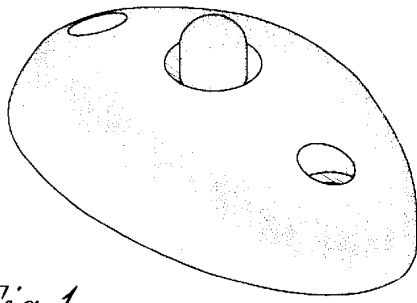


Fig. 1

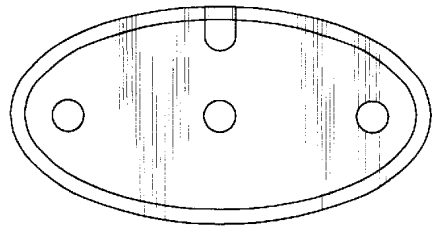


Fig. 4

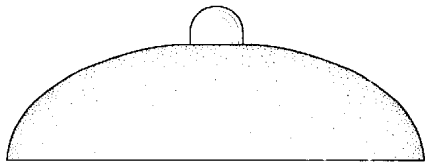


Fig. 2

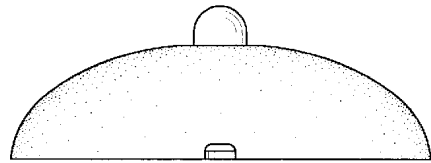


Fig. 5

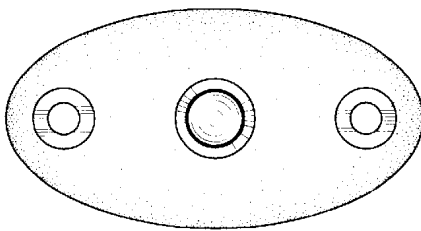


Fig. 3

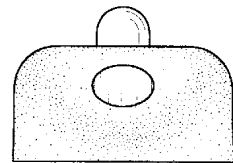


Fig. 6

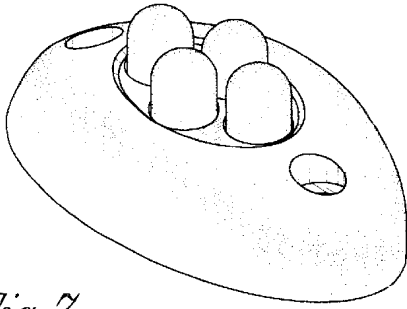


Fig. 7

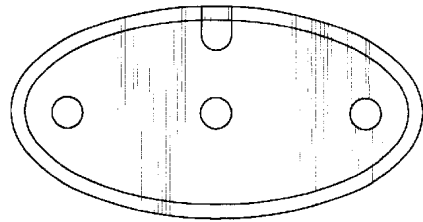


Fig. 10

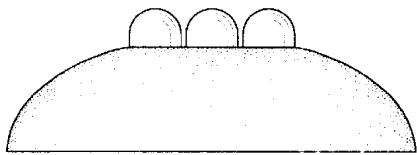


Fig. 8

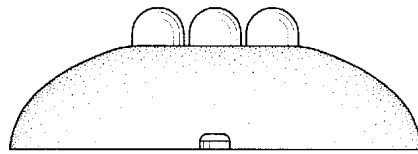


Fig. 11

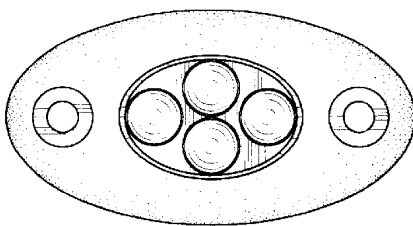


Fig. 9

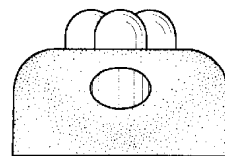


Fig. 12