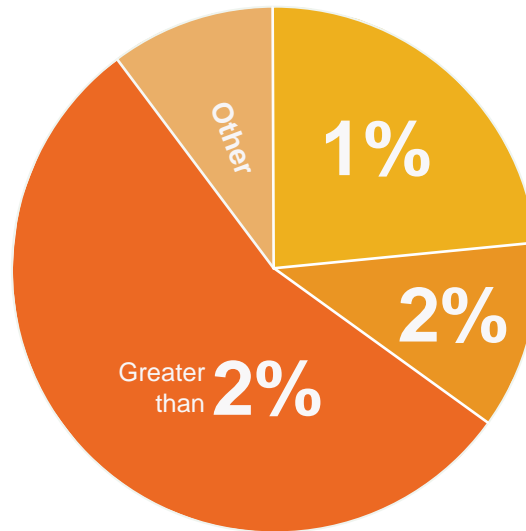


First Annual 1% Solution Participant Survey Results

Survey conducted by Public Architecture

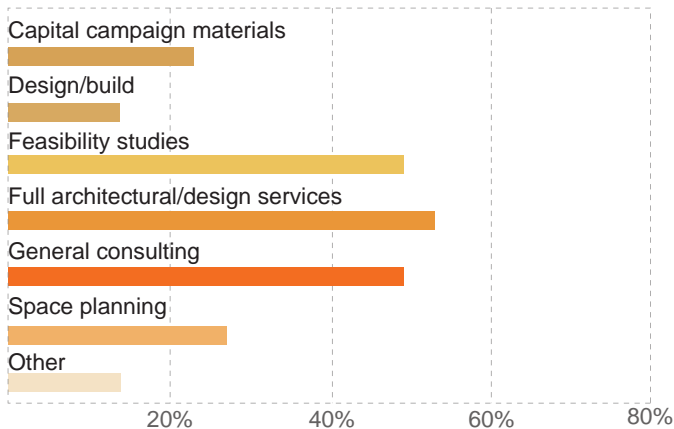
Firms surveyed: 150
Complete responses: 77
Response rate: 51%
Survey open date: 7/17/2007
Survey close date: 8/09/2007

In relation to regular fee-based work, the amount of pro bono done by our firm in the last 12 months is:

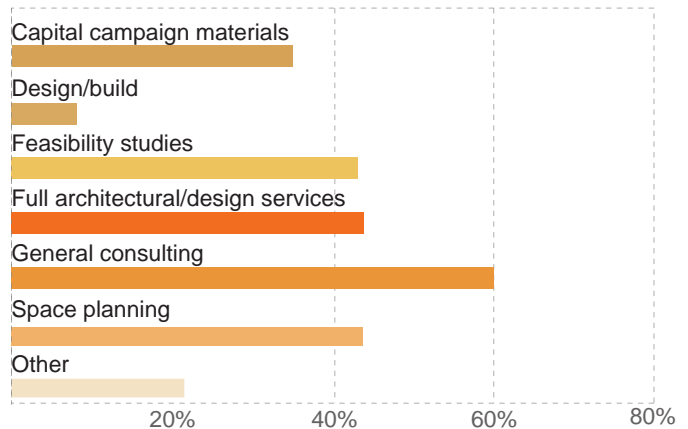


The following graphics are representative of key data collected from the survey.

Which of the following types of pro bono work has your firm done in the last 12 months?



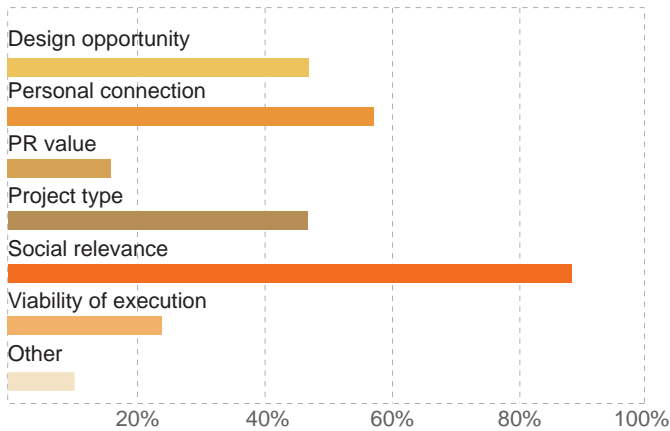
What types of projects would your firm most like to do more of?



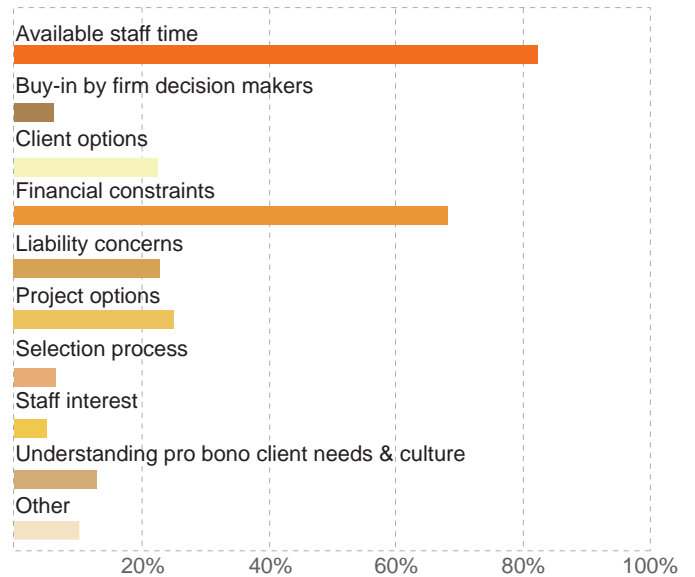
PUBLIC ARCHITECTURE

PUTS THE RESOURCES OF ARCHITECTURE IN THE SERVICE OF THE PUBLIC INTEREST. WE IDENTIFY AND SOLVE PRACTICAL PROBLEMS OF HUMAN INTERACTION IN THE BUILT ENVIRONMENT AND ACT AS A CATALYST FOR PUBLIC DISCOURSE THROUGH EDUCATION, ADVOCACY AND THE DESIGN OF PUBLIC SPACES AND AMENITIES.
1211 FOLSOM STREET, 4TH FLOOR, SAN FRANCISCO, CA 94103-3816
T 415.861.8200 F 415.431.9695 WWW.PUBLICARCHITECTURE.ORG

What are the most important variables in selecting pro bono projects?



What are the top three issues limiting the quality or quantity of your firm's pro bono work?



Rank the following according to their impact on increasing the quality or quantity of your firm's pro bono pursuits.

	(Greatest impact) 1	2	3	(Least impact) 4
Better project opportunities	45%	30%	14%	8%
Ability to track pro bono service with in firm	3%	19%	18%	49%
Measurable impact of pro bono service on our firm	12%	34%	22%	25%
Public recognition & marketing opportunities	23%	36%	26%	12%
Knowledge of pro bono work by other firms	1%	18%	26%	43%
Community benefit	73%	17%	3%	6%

For more information, contact:

John Cary
Executive Director
Public Architecture
415-861-8200
jcary@publicarchitecture.org