

Find it. Now.

Note-Link electronically links your handwritten notes directly to the recorded audio and/or video of events captured using FTR Software.

Note-Link Works with all



FTR Recording Software:

- TheRecord Reporter
- Gold Reporter
- Minutes
- Interrogator
- Hearings

How it works:

- 1. Record.** Note-Link works with ALL FTR recording products.
- 2. Write.** Take notes using the Note-Link digital pen.
- 3. Dock/Store.** Transfer your notes to your computer as a Note-Link PDF file.
- 4. Search/Find.** Retrieve any Note-Link file for review.
- 5. Click your note.** Your handwritten Note-Link retrieves the recording for you.
- 6. Play.** The recording is played at the time you took the note.

Note-Link™


Providing solutions for

- Detectives
- Investigators
- Judges
- Attorneys
- Parole Hearing Officers
- Clerks

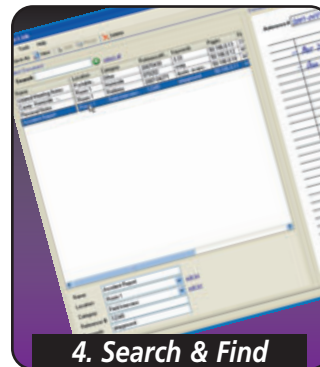


1. Record


2. Write



3. Dock & Store



4. Search & Find



5. Click your note



6. Play

Have you ever looked at your notes and asked "What does that mean?"

- Try it now. Seriously. Go find an old notebook and see if you can recall what exactly each note means.
- Note-Link gives you the power to replay that recorded event by simply clicking on your note.

Do you still have paper forms you fill out?

- Note-Link remembers your form AND the information you wrote on the form. Signatures included.
- There's no limit to the number of forms you can have. Note-Link knows which form you're writing on.
- Dock your pen – your completed form is saved as a pdf file. No more document scanning.

Are you scanning paper forms in order to get them into your case management, document management or records management system?

- Once you've docked your Note-Link pen your files can be placed in a location for your CMS/RMS to catalog and store for future retrieval.
- Even better – your Note-Link forms can replay the recorded event related to that form. Scanned files can't.

Have you ever lost or misplaced your notes?

- Note-Link has redundancy built in. First, you're writing on a piece of paper you can file.
- Second, you have a searchable digital copy.
- Third, you can back it up to another secured location.

Is keeping track of all your notes from multiple interviews a bit of a hassle? And, what recording goes with what set of notes?

- Link all of your notes by keywords and case numbers. Easily review all notes for a case or an interview subject.

How do you wade through hundreds of hours of recordings to find the event you need to review?

- Quickly search your notes by case number, keyword, or date – find it, then simply click the link.

What if everyone could write down their own account of what happened in an event?

- A judge, prosecutor and defense attorney all take different notes that are important to them. Each could take their own notes independently and each would still reference the same recording.

Want to keep your private notes, well, private?

- Save your Note-Link notes in a secured area where only you have access to them.

Minimum System Requirements:

- Windows XP (Home or Pro)
- PC-Pentium IV Processor
- 512MB RAM & 80GB Hard Disk
- Available USB Ports
- 1024 x 768 Screen Resolution
- Adobe® Acrobat Reader V 5.05 or higher
- FTR Player 4.1

Note-Link™

www.note-link.com

Authorized U.S. Sales Representative:

Precise
Digital

(866) 282-5878

Email: info@precisedigital.com

ThinkLink™ ThinkLink technology
licensed by FTR Pty Ltd.

Do you Note-Link



In a few easy steps, review the specific event you need in any recording.

Really.