# NL Atlanta

## RECORD

| | Actual | Pythagorean |
|---|---|---|
| **Overall** | 59-53 | 60-52 |
| *Last Week* | 4-2 | 4-2 |
| *Last Month* | 12-11 | 15-8 |
| *Home* | 31-28 | 31-28 |
| *Away* | 28-25 | 29-24 |
| *vs. RH Starter* | 38-26 | 39-25 |
| *vs. LH Starter* | 21-27 | 21-27 |
| *1-Run Games* | 13-16 | 14-15 |

## STARTING LINE-UPS

| | Monday | Tuesday | Wednesday | Thursday | Friday | Saturday | Sunday |
|---|---|---|---|---|---|---|---|
| | | HOUSTON ASTROS | | | COLORADO ROCKIES | | |
| | | *Sampson* RH | *Rodriguez W* LH | *Williams W* RH | *Francis* LH | *Jimenez U* RH | *Cook* RH |
| #1 | | Harris W LF | Escobar Y 2B | Harris W LF | Escobar Y SS | Harris W CF | Harris W CF |
| #2 | | Renteria SS | Renteria SS | Renteria SS | Johnson K 2B | Johnson K 2B | Johnson K 2B |
| #3 | | Jones C 3B | Jones C 3B | Jones C 3B | Jones C 3B | Jones C 3B | Jones C 3B |
| #4 | | Jones An CF | Teixeira 1B | Teixeira 1B | Teixeira 1B | Teixeira 1B | Teixeira 1B |
| #5 | | McCann C | Jones An CF | Jones An CF | Jones An CF | McCann C | Francoeur RF |
| #6 | | Francoeur RF | Francoeur RF | McCann C | Francoeur RF | Francoeur RF | Diaz M LF |
| #7 | | Johnson K 2B | McCann C | Francoeur RF | Diaz M LF | Diaz M LF | Escobar Y SS |
| #8 | | Franco 1B | Diaz M LF | Johnson K 2B | McCann C | Escobar Y SS | Miller C C |
| #9 | | James P | Carlyle P | Reyes Jo- P | Smoltz P | Hudson T P | James P |
| | | W 12-4 (James) | W 12-3 (Carlyle) | L 11-12 (Reyes Jo-) | L 2-9 (Smoltz) | W 6-4 (Hudson T) | W 6-5 (James) |

## GAME LOG (last 8 weeks)

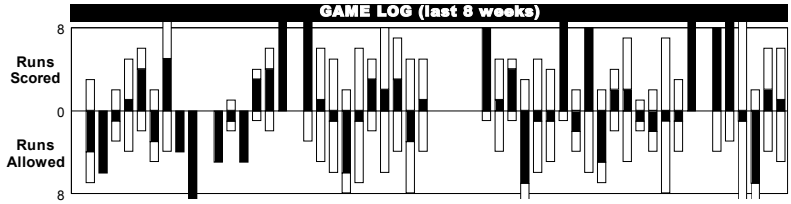


*The black bar is the Run Differential - short black bars indicate close games, long black bars indicate blow-outs. Black bars above 0 are Wins*

## PLAYING TIME BY POSITION (last 3 weeks)

*Read these graphs down, by position. The total percentage of PT at each position is 100%*

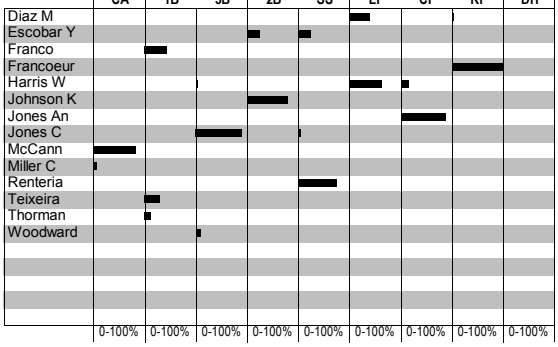


| Rolling PT | *Change from prior 3 weeks* |
|---|---|
| ▽ | 12% |
| ▽ | 14% |
| ▲ | 640% |
| ▽ | 3% |
| ▲ | 38% |
| ▲ | 44% |
| ▽ | 15% |
| ▽ | 10% |
| ▲ | 4% |
| ▲ | New |
| ▽ | 25% |
| ▲ | 344% |
| ▽ | 50% |
| ▲ | 1% |

## OFFENSE

Runs per Game

| | Overall | Home | Away | Last Month |
|---|---|---|---|---|
| **vRH starter** | 5.46 (119) | 4.98 (109) | 5.91 (129) | 6.25 (136) |
| **vLH starter** | 4.31 (94) | 4.64 (101) | 3.92 (86) | 5.26 (115) |

*Numbers in parens are normalized by league. Values >100 are better.*

## BULLPEN

When starter leaves with lead…

| | RA | Norm RA | Preserved Wins |
|---|---|---|---|
| **after >=6 IP** | 5.53 | 132 | 85% (28/33) |
| **after >=7 IP** | 5.56 | 151 | 88% (21/24) |

*Normalized by league. Values <100 are better.*

## STATISTICS FOR HITTERS

| Player | Bat | Last Week AB | HR | R | RBI | BA | SB | Last 3 Weeks AB | HR | R | RBI | BA | SB | Year-to-Date AB | H | 2B | 3B | HR | R | RBI | BA | OBP | SLG | K/9 | BB/9 | Power H% | PA/F | HR/9 | Speed SB | CS | Att% | OPS Total | Hm | Rd | vs L | vs R | Positions Played | RC Gm | Tot |
|---|---|---|---|---|---|---|---|---|---|---|---|---|---|---|---|---|---|---|---|---|---|---|---|---|---|---|---|---|---|---|---|---|---|---|---|---|---|---|---|---|
| Diaz M | R | 19 | 2 | 6 | 5 | .421 | 0 | 46 | 3 | 9 | 10 | .326 | 0 | 239 | 83 | 13 | 0 | 7 | 27 | 30 | .347 | .376 | .490 | 5.6 | 1.5 | 41% | 4.5 | 1.1 | 3 | 0 | 4% | .866 | .928 | .792 | .894 | .827 | lf-66, 1b-2, dh-1, rf-1 | 5.6 | 44 |
| Escobar Y | R | 18 | 0 | 3 | 4 | .444 | 0 | 45 | 0 | 8 | 5 | .400 | 1 | 157 | 52 | 10 | 0 | 1 | 25 | 16 | .331 | .373 | .414 | 4.7 | 2.1 | 38% | 10.1 | 0.2 | 3 | 2 | 10% | .787 | .810 | .755 | .801 | .770 | 3b-19, ss-18, 2b-14 | 4.5 | 24 |
| Franco | R | 3 | 0 | 0 | 1 | .333 | 0 | 36 | 0 | 1 | 7 | .250 | 0 | 86 | 19 | 3 | 0 | 1 | 8 | 15 | .221 | .324 | .291 | 8.5 | 5.4 | 30% | 7.4 | 0.4 | 2 | 1 | 10% | .614 | .335 | .863 | .819 | .517 | 1b-16, 3b-2, dh-1 | 3.2 | 8 |
| Francoeur | R | 26 | 1 | 5 | 4 | .423 | 0 | 83 | 2 | 15 | 11 | .373 | 1 | 444 | 135 | 29 | 0 | 12 | 56 | 72 | .304 | .349 | .450 | 6.8 | 2.5 | 37% | 4.6 | 1.0 | 2 | 2 | 3% | .800 | .725 | .873 | .822 | .788 | rf-112 | 4.9 | 70 |
| Harris W | L | 23 | 0 | 3 | 5 | .348 | 0 | 75 | 0 | 13 | 12 | .307 | 1 | 235 | 77 | 15 | 5 | 1 | 41 | 24 | .328 | .397 | .447 | 6.5 | 3.8 | 40% | 5.5 | 0.2 | 16 | 9 | 31% | .844 | .903 | .774 | .627 | .879 | lf-60, cf-11, 3b-2 | 5.5 | 42 |
| Johnson K | L | 23 | 2 | 4 | 7 | .522 | 2 | 69 | 3 | 11 | 15 | .362 | 2 | 372 | 112 | 19 | 9 | 12 | 67 | 57 | .301 | .397 | .497 | 7.4 | 5.3 | 38% | 4.6 | 1.1 | 9 | 4 | 10% | .895 | .854 | .936 | .818 | .934 | 2b-94 | 6.4 | 73 |
| Jones An | R | 18 | 1 | 4 | 4 | .222 | 0 | 75 | 4 | 14 | 15 | .240 | 0 | 406 | 88 | 20 | 1 | 21 | 60 | 72 | .217 | .316 | .426 | 8.9 | 4.6 | 29% | 4.0 | 1.8 | 5 | 1 | 6% | .742 | .745 | .738 | .799 | .711 | cf-109 | 4.6 | 55 |
| Jones C | R | 24 | 1 | 8 | 2 | .250 | 0 | 75 | 3 | 17 | 17 | .333 | 1 | 335 | 112 | 25 | 2 | 18 | 67 | 58 | .334 | .429 | .582 | 5.3 | 5.8 | 40% | 5.0 | 1.8 | 5 | 1 | 5% | 1.011 | .976 | 1.047 | .927 | 1.064 | 3b-80, dh-6, ss-1 | 7.6 | 84 |
| McCann | L | 21 | 1 | 3 | 5 | .333 | 0 | 68 | 1 | 7 | 11 | .279 | 0 | 336 | 90 | 27 | 0 | 12 | 35 | 64 | .268 | .319 | .455 | 5.5 | 2.6 | 32% | 3.9 | 1.3 | 0 | 0 | 0% | .774 | .825 | .730 | .676 | .826 | c-88 | 4.4 | 49 |
| Miller C | R | 6 | 0 | 2 | 1 | .333 | 0 | 6 | 0 | 2 | 1 | .333 | 0 | 6 | 2 | 1 | 0 | 0 | 2 | 1 | .333 | .333 | .500 | 6.7 | 0.0 | 40% | ### | 0.0 | 0 | 0 | 0% | .833 | .833 | ### | ### | .833 | c-2 | 5.1 | 1 |
| Renteria | R | 12 | 1 | 6 | 1 | .417 | 0 | 74 | 1 | 16 | 5 | .378 | 2 | 423 | 142 | 29 | 1 | 11 | 74 | 53 | .336 | .392 | .487 | 5.6 | 3.3 | 40% | 5.1 | 1.0 | 11 | 1 | 9% | .879 | .867 | .889 | .951 | .836 | ss-103 | 5.7 | 81 |
| Teixeira | R | 23 | 3 | 5 | 7 | .261 | 0 | 75 | 3 | 10 | 12 | .267 | 0 | 309 | 91 | 26 | 1 | 16 | 53 | 56 | .294 | .395 | .540 | 8.0 | 5.2 | 39% | 5.0 | 1.7 | 0 | 0 | 0% | .935 | .961 | .906 | 1.014 | .906 | 1b-79, dh-4 | 7.2 | 66 |
| Thorman | L | 4 | 0 | 0 | 0 | .000 | 0 | 21 | 1 | 3 | 1 | .238 | 0 | 258 | 56 | 16 | 0 | 10 | 33 | 34 | .217 | .258 | .395 | 8.9 | 1.7 | 29% | 3.7 | 1.4 | 1 | 1 | 5% | .654 | .546 | .752 | .460 | .720 | 1b-78 | 3.4 | 26 |
| Woodward | R | 4 | 0 | 0 | 0 | .000 | 0 | 11 | 0 | 1 | 1 | .091 | 0 | 112 | 24 | 5 | 1 | 1 | 12 | 8 | .214 | .246 | .304 | 8.2 | 1.6 | 28% | 3.6 | 0.3 | 1 | 0 | 5% | .549 | .574 | .511 | .575 | .516 | 3b-17, ss-11, 2b-9, 1b-6 | 2.4 | 8 |

*Glossary: K/9 = strikeouts per 40 PA. BB/9 = walks per 40 PA. H% = percentage of hit balls that become hits. PA/F = plate appearances per fly ball. HR/9 = home runs per 40 PA. Att% = attempted steals per trip to first base = (SB + CS) / (Singles + Walks).*

## STATISTICS FOR PITCHERS

| Player | Thr | Last Week IP | W | Sv | WHIP | ERA | K | Last 3 Weeks IP | W | Sv | WHIP | ERA | K | Year-to-Date G | W | L | IP | H | HR | WHIP | ERA | K | Rates K/9 | BB/9 | IBB% | K/UW | Action H% | HR/F | Type | HR/9 | Starts GS | QS | K5 | TmW | RS | IP | Relief GR | Sv (Bl) | Hd | BF | oppOPS vs L | vs R |
|---|---|---|---|---|---|---|---|---|---|---|---|---|---|---|---|---|---|---|---|---|---|---|---|---|---|---|---|---|---|---|---|---|---|---|---|---|---|---|---|---|---|---|
| Ascanio | R | 1 | 0 | 0 | 0.00 | 0.00 | 1 | 6 | 0 | 0 | 0.83 | 0.00 | 6 | 5 | 0 | 1 | 7 | 7 | 0 | 1.14 | 1.29 | 8 | 10.3 | 1.3 | 100% | ### | 33% | 0% | FBX | 0.0 | | | | | | | 5 | 0 (0) | 0 | 6 | .522 | .650 |
| Carlyle | R | 5 | 1 | 0 | 1.00 | 3.60 | 2 | 17 | 2 | 0 | 1.44 | 4.86 | 8 | 13 | 6 | 3 | 71 | 69 | 10 | 1.20 | 4.20 | 46 | 5.9 | 2.0 | 31% | 4.2 | 27% | 12% | FBX | 1.3 | 12 | 6 | 3 | 2 | 5.7 | 5.2 | 1 | 0 (0) | 0 | 4 | .975 | .574 |
| Cormier L | R | 1 | 0 | 0 | 4.00 | 18.00 | 1 | 1 | 0 | 0 | 4.00 | 18.00 | 1 | 3 | 0 | 2 | 9 | 17 | 7 | 2.88 | 15.58 | 5 | 5.2 | 8.3 | 13% | 0.7 | 36% | 78% | GBX | 7.3 | 2 | 0 | 0 | 0 | 1.0 | 3.2 | 1 | 0 (0) | 0 | 6 | .535 | 2.331 |
| Devine | R | 1 | 0 | 0 | 2.00 | 0.00 | 2 | 2 | 0 | 0 | 2.50 | 4.50 | 2 | 4 | 0 | 0 | 4 | 5 | 0 | 1.75 | 2.25 | 4 | 9.0 | 4.5 | 0% | 2.0 | 38% | 0% | GBX | 0.0 | | | | | | | 4 | 0 (0) | 0 | 5 | .929 | .473 |
| Dotel | R | 3 | 0 | 0 | 1.50 | 10.80 | 4 | 7 | 0 | 2 | 1.77 | 8.59 | 10 | 28 | 2 | 1 | 26 | 28 | 4 | 1.52 | 4.78 | 33 | 11.3 | 4.1 | 33% | 4.1 | 32% | 15% | FB | 1.4 | | | | | | | 28 | 11 (4) | 0 | 4 | .802 | .838 |
| Hudson T | R | 7 | 1 | 0 | 1.00 | 0.00 | 7 | 30 | 3 | 0 | 0.88 | 1.21 | 19 | 24 | 12 | 5 | 159 | 143 | 4 | 1.13 | 2.95 | 98 | 5.6 | 2.1 | 14% | 3.1 | 28% | 5% | GBX | 0.2 | 24 | 18 | 8 | 5 | 5.9 | 6.2 | | | | | .603 | .616 |
| James | L | 10 | 1 | 0 | 1.60 | 7.20 | 5 | 23 | 1 | 0 | 1.43 | 4.30 | 14 | 23 | 9 | 8 | 127 | 130 | 20 | 1.44 | 3.84 | 90 | 6.4 | 3.8 | 9% | 1.9 | 28% | 12% | FBX | 1.4 | 23 | 9 | 7 | 4 | 4.6 | 5.2 | | | | | .828 | .784 |
| Mahay | L | 4 | 0 | 0 | 1.25 | 2.25 | 3 | 12 | 1 | 1 | 1.33 | 3.75 | 11 | 30 | 2 | 0 | 43 | 36 | 3 | 1.37 | 2.72 | 35 | 7.3 | 4.8 | 0% | 1.5 | 27% | 9% | GB | 0.6 | | | | | | | 30 | 1 (0) | 1 | 6 | .713 | .688 |
| Moylan | R | 3 | 0 | 0 | 0.33 | 0.00 | 5 | 13 | 1 | 0 | 0.95 | 1.42 | 10 | 48 | 4 | 1 | 60 | 42 | 4 | 1.06 | 1.94 | 42 | 6.3 | 3.3 | 27% | 2.6 | 22% | 10% | GBX | 0.6 | | | | | | | 48 | 1 (0) | 4 | 5 | .619 | .541 |
| Reyes Jo- | L | 3 | 0 | 0 | 2.67 | 12.00 | 1 | 19 | 0 | 0 | 1.82 | 7.71 | 6 | 5 | 0 | 1 | 22 | 27 | 7 | 1.94 | 8.72 | 7 | 2.9 | 6.2 | 0% | 0.5 | 27% | 23% | FB | 2.9 | 5 | 0 | 0 | 0 | 6.0 | 4.1 | | | | | .762 | 1.078 |
| Smoltz | R | 7 | 0 | 0 | 1.95 | 6.75 | 5 | 28 | 1 | 0 | 1.30 | 2.93 | 26 | 21 | 10 | 6 | 133 | 136 | 11 | 1.25 | 3.04 | 122 | 8.2 | 2.0 | 27% | 5.5 | 31% | 10% | | 0.7 | 21 | 16 | 16 | 2 | 4.5 | 6.1 | | | | | .721 | .662 |
| Soriano R | R | 4 | 0 | 0 | 1.09 | 7.36 | 4 | 11 | 0 | 0 | 1.41 | 6.75 | 9 | 51 | 2 | 2 | 50 | 36 | 9 | 0.97 | 3.81 | 44 | 8.0 | 2.2 | 8% | 4.0 | 21% | 14% | FBX | 1.6 | | | | | | | 51 | 5 (3) | 17 | 4 | .693 | .592 |
| Villarreal | R | 5 | 1 | 0 | 1.20 | 3.60 | 3 | 15 | 1 | 0 | 1.23 | 3.68 | 12 | 41 | 2 | 1 | 63 | 56 | 5 | 1.25 | 3.69 | 56 | 8.0 | 3.3 | 26% | 3.3 | 27% | 10% | GB | 0.7 | | | | | | | 41 | 0 (1) | 1 | 7 | .840 | .541 |
| Wickman | R | 3 | 0 | 1 | 0.67 | 0.00 | 4 | 7 | 0 | 2 | 1.09 | 1.23 | 6 | 44 | 2 | 2 | 39 | 41 | 3 | 1.45 | 3.89 | 33 | 7.6 | 3.7 | 19% | 2.5 | 30% | 8% | | 0.7 | | | | | | | 44 | 18 (5) | 0 | 4 | .671 | .755 |
| Yates | R | 3 | 0 | 0 | 0.60 | 0.00 | 4 | 9 | 0 | 1 | 1.85 | 6.23 | 9 | 54 | 2 | 3 | 48 | 43 | 3 | 1.43 | 4.91 | 48 | 9.1 | 4.7 | 28% | 2.7 | 29% | 7% | | 0.6 | | | | | | | 54 | 2 (1) | 11 | 4 | .942 | .505 |

*Glossary: IBB% = % of walks that are intentional. K/UW = K per unintentional walk. H% = hit rate on balls in play. QS = quality starts (6 IP or more, 3 ER or fewer). K5 = starts with five or more K. TmW = starts that team won but starter did not. RS = run*

## THIS WEEK

| | Monday, Aug. 6 | Tuesday, Aug. 7 | Wednesday, Aug. 8 | Thursday, Aug. 9 | Friday, Aug. 10 | Saturday, Aug. 11 | Sunday, Aug. 12 |
|---|---|---|---|---|---|---|---|
| **Opponent** | --- | @NYN | @NYN | @NYN | @PHI | @PHI | @PHI |

## NEXT WEEK

| | Monday, Aug. 13 | Tuesday, Aug. 14 | Wednesday, Aug. 15 | Thursday, Aug. 16 | Friday, Aug. 17 | Saturday, Aug. 18 | Sunday, Aug. 19 |
|---|---|---|---|---|---|---|---|
| **Opponent** | | SF<br>47-62 (22-35 Away) | SF<br>47-62 (22-35 Away) | SF<br>47-62 (22-35 Away) | ARI<br>63-50 (30-29 Away) | ARI<br>63-50 (30-29 Away) | ARI<br>63-50 (30-29 Away) |
| **Site of Game** | | **Type:** Outdoor<br>**Field:** Grass<br>**Run Factor:** 1.00<br>vs RH / BA / HR<br>vs LH / ↓↓ | **Type:** Outdoor<br>**Field:** Grass<br>**Run Factor:** 1.00<br>vs RH / BA / HR<br>vs LH / ↓↓ | **Type:** Outdoor<br>**Field:** Grass<br>**Run Factor:** 1.00<br>vs RH / BA / HR<br>vs LH / ↓↓ | **Type:** Outdoor<br>**Field:** Grass<br>**Run Factor:** 1.00<br>vs RH / BA / HR<br>vs LH / ↓↓ | **Type:** Outdoor<br>**Field:** Grass<br>**Run Factor:** 1.00<br>vs RH / BA / HR<br>vs LH / ↓↓ | **Type:** Outdoor<br>**Field:** Grass<br>**Run Factor:** 1.00<br>vs RH / BA / HR<br>vs LH / ↓↓ |
| **Offense of Foe** | | Runs per 9 IP<br>Total / Away<br>vs RH 4.28 / 4.18<br>vs LH 4.08 / 4.14 | Runs per 9 IP<br>Total / Away<br>vs RH 4.28 / 4.18<br>vs LH 4.08 / 4.14 | Runs per 9 IP<br>Total / Away<br>vs RH 4.28 / 4.18<br>vs LH 4.08 / 4.14 | Runs per 9 IP<br>Total / Away<br>vs RH 3.99 / 3.60<br>vs LH 4.62 / 4.10 | Runs per 9 IP<br>Total / Away<br>vs RH 3.99 / 3.60<br>vs LH 4.62 / 4.10 | Runs per 9 IP<br>Total / Away<br>vs RH 3.99 / 3.60<br>vs LH 4.62 / 4.10 |
| **Proj'd Match-Up** | | Misch (LH)<br>4.38 RA, 0.7 HR, 0.0 SB<br>8/04 5.0 IP, 7 H, 8 K, 33 GS<br>vs.<br>Smoltz (RH)<br>3.38 RA, 0.7 HR, 0.3 SB<br>8/03 6.2 IP, 9 H, 5 K, 31 GS<br>7/28 7.0 IP, 7 H, 6 K, 53 GS<br>7/23 7.0 IP, 7 H, 4 K, 57 GS | Lowry (LH) ?<br>3.85 RA, 0.4 HR, 0.3 SB<br>8/05 3.0 IP, 2 H, 1 K, 0 GS<br>7/31 5.2 IP, 5 H, 1 K, 26 GS<br>7/25 8.0 IP, 7 H, 4 K, 68 GS<br>vs.<br>Hudson T (RH)<br>3.01 RA, 0.2 HR, 0.3 SB<br>8/04 7.0 IP, 5 H, 7 K, 59 GS<br>7/29 7.0 IP, 3 H, 5 K, 61 GS<br>7/24 8.2 IP, 6 H, 4 K, 65 GS | Lincecum (RH)<br>4.03 RA, 0.8 HR, 0.8 SB<br>8/01 6.0 IP, 2 H, 5 K, 38 GS<br>7/26 6.0 IP, 6 H, 5 K, 36 GS<br>7/21 8.0 IP, 4 H, 8 K, 70 GS<br>vs.<br>James (LH)<br>3.91 RA, 1.4 HR, 0.6 SB<br>8/05 5.0 IP, 6 H, 2 K, 16 GS<br>7/31 5.0 IP, 6 H, 3 K, 26 GS<br>7/25 6.0 IP, 7 H, 5 K, 36 GS | Kim (RH) ?<br>5.29 RA, 1.2 HR, 2.1 SB<br>8/01 5.1 IP, 5 H, 10 K, 32 GS<br>7/26 5.0 IP, 1 H, 3 K, 19 GS<br>7/21 7.0 IP, 5 H, 6 K, 59 GS<br>vs.<br>Cormier L (RH)<br>15.58 RA, 7.3 HR, 2.1 SB<br>6/08 3.2 IP, 5 H, 3 K, 0 GS<br>6/03 4.0 IP, 9 H, 1 K, 0 GS | Owings (RH) ?<br>5.18 RA, 1.0 HR, 0.4 SB<br>8/01 6.0 IP, 4 H, 4 K, 45 GS<br>7/26 3.0 IP, 6 H, 2 K, 0 GS<br>7/21 4.0 IP, 4 H, 3 K, 0 GS<br>vs.<br>Carlyle (RH)<br>4.33 RA, 1.3 HR, 0.3 SB<br>8/01 5.0 IP, 5 H, 2 K, 27 GS<br>7/26 5.2 IP, 9 H, 4 K, 34 GS<br>7/21 6.0 IP, 7 H, 2 K, 35 GS | Davis D (LH)<br>4.33 RA, 0.8 HR, 0.1 SB<br>8/03 8.0 IP, 3 H, 4 K, 70 GS<br>7/28 7.0 IP, 5 H, 6 K, 55 GS<br>7/23 6.2 IP, 5 H, 8 K, 40 GS<br>vs.<br>Smoltz (RH)<br>3.38 RA, 0.7 HR, 0.3 SB<br>8/03 6.2 IP, 9 H, 5 K, 31 GS<br>7/28 7.0 IP, 7 H, 6 K, 53 GS<br>7/23 7.0 IP, 7 H, 4 K, 57 GS |

# AL Left Field

*In "Upcoming Schedule," the number after each team is its Runs Allowed per game, adjusted for the site. Higher numbers are better for hitters. "Total RA" sums the values. "Starting Line-up" shows where the batter has appeared in the order in the last four weeks. Darker shades indicate more-usual spots.* **Reverse Text** *indicates favorable numbers.*

| Player | Games Played CA | 1B | 2B | 3B | SS | LF | CF | RF | DH | Season-to-Date AB | HR | R | RBI | SB | BA | OBP | SLG | Pow | WOW 4x4 | 5x5 | Last Four Weeks AB | HR | R | RBI | SB | BA | OBP | SLG | Trend SLG | Pts by Week 7/9 | 7/16 | 7/23 | 7/30 | Starting Line-up 1 | 2 | 3 | 4 | 5 | 6 | 7 | 8 | 9 | Lead OBP | Trail SLG |
|---|---|---|---|---|---|---|---|---|---|---|---|---|---|---|---|---|---|---|---|---|---|---|---|---|---|---|---|---|---|---|---|---|---|---|---|---|---|---|---|---|---|---|---|---|
| Anderson G | | | | | | 45 | | | 13 | 234 | 6 | 37 | 35 | 0 | .291 | .313 | .457 | 94 | 6 | 8 | 83 | 3 | 11 | 20 | 0 | .301 | .359 | .518 | | 9 | 22 | 31 | 20 | | | | | | | | | | .382 | .436 |
| Brown E | | | | | | 63 | | 7 | 9 | 258 | 4 | 30 | 42 | 8 | .233 | .289 | .322 | 71 | 7 | 6 | 51 | 1 | 6 | 7 | 0 | .255 | .264 | .353 | | 9 | 8 | 9 | 5 | | | | | | | | | | .307 | .455 |
| Buck T | | | | | | 17 | 2 | 60 | | 252 | 7 | 36 | 31 | 3 | .282 | .371 | .468 | 95 | 7 | 8 | 72 | 1 | 7 | 11 | 2 | .278 | .333 | .417 | | 3 | 12 | 19 | 25 | | | | | | | | | | .309 | .414 |
| Catalanotto | | 1 | | | | 47 | | | 16 | 218 | 7 | 34 | 27 | 2 | .243 | .320 | .417 | 91 | 7 | 5 | 57 | 1 | 8 | 5 | 0 | .281 | .349 | .439 | | 4 | 9 | 7 | 21 | | | | | | | | | | .261 | .369 |
| Crawford | | | | | | 102 | | | 2 | 416 | 9 | 64 | 60 | 35 | .303 | .350 | .469 | 92 | 21 | 16 | 72 | 3 | 16 | 9 | 12 | .389 | .421 | .583 | | 15 | 29 | 8 | 43 | | | | | | | | | | .293 | .495 |
| Cust | | | | | | 9 | | 11 | 49 | 234 | 17 | 36 | 51 | 0 | .265 | .399 | .530 | 123 | 12 | 9 | 54 | 2 | 6 | 9 | 0 | .259 | .417 | .389 | | 5 | 22 | 7 | 18 | | | | | | | | | | .338 | .333 |
| Damon | | 3 | | | | 6 | 44 | 1 | 37 | 358 | 6 | 64 | 40 | 19 | .251 | .351 | .355 | 79 | 8 | 11 | 85 | 1 | 20 | 13 | 4 | .271 | .388 | .388 | | 14 | 26 | 32 | 19 | | | | | | | | | | .393 | .514 |
| Erstad | | 6 | | | | 1 | 42 | 1 | 2 | 194 | 2 | 21 | 23 | 7 | .273 | .324 | .351 | 72 | 7 | 7 | 12 | 0 | 0 | 2 | 0 | .417 | .500 | .500 | | DNP | DNP | DNP | 10 | | | | | | | | | | .500 | .475 |
| Fahey | | | 2 | 1 | 15 | 1 | | | 1 | 38 | 0 | 4 | 1 | 1 | .237 | .275 | .316 | 63 | 5 | 5 | 11 | 0 | 2 | 0 | 1 | .364 | .417 | .636 | | 2 | 2 | 8 | 0 | | | | | | | | | | .348 | .727 |
| Ford | | | | | | 33 | 11 | 3 | 3 | 112 | 3 | 11 | 14 | 3 | .232 | .301 | .366 | 83 | 5 | 5 | 20 | 1 | 3 | 2 | 1 | .150 | .227 | .350 | | 0 | 1 | 6 | 9 | | | | | | | | | | .241 | .315 |
| Gathright | | | | | | 26 | 3 | | 1 | 88 | 0 | 15 | 10 | 5 | .352 | .418 | .420 | 74 | 5 | 6 | 21 | 0 | 2 | 2 | 0 | .429 | .455 | .524 | | 2 | DNP | DNP | 14 | | | | | | | | | | .342 | .292 |
| German | | | 40 | 31 | 4 | 5 | | | 3 | 259 | 3 | 34 | 29 | 7 | .286 | .375 | .398 | 79 | 9 | 8 | 40 | 1 | 5 | 2 | 1 | .325 | .372 | .425 | | 5 | 13 | 5 | 5 | | | | | | | | | | .330 | .548 |
| Gibbons | | | | | | 43 | | 2 | 27 | 263 | 6 | 28 | 27 | 0 | .228 | .270 | .350 | 78 | 4 | 4 | 55 | 1 | 7 | 6 | 0 | .291 | .291 | .345 | | 3 | 15 | 6 | 8 | | | | | | | | | | .358 | .571 |
| Gload | | 46 | | | | 7 | | | 2 | 183 | 4 | 24 | 36 | 2 | .295 | .318 | .464 | 93 | 8 | 9 | 64 | 2 | 9 | 14 | 0 | .375 | .377 | .594 | | 7 | 5 | 32 | 19 | | | | | | | | | | .338 | .416 |
| Gomes | | | | | | 9 | | 24 | 24 | 195 | 12 | 26 | 29 | 4 | .256 | .330 | .497 | 114 | 10 | 8 | 62 | 4 | 8 | 7 | 1 | .210 | .286 | .419 | | 4 | 11 | 15 | 18 | | | | | | | | | | .347 | .374 |
| Gonzalez An | | 3 | 3 | 4 | 1 | 15 | 9 | 10 | | 104 | 2 | 13 | 11 | 1 | .221 | .325 | .317 | 73 | 3 | 6 | 31 | 1 | 2 | 2 | 1 | .161 | .278 | .258 | | 1 | 3 | 12 | 3 | | | | | | | | | | .360 | .357 |
| Hairston J | | | 16 | 4 | | 19 | 22 | 6 | | 149 | 3 | 20 | 13 | 4 | .195 | .253 | .302 | 67 | 4 | 4 | 41 | 0 | 2 | 3 | 2 | .146 | .163 | .171 | | 0 | 12 | 1 | 4 | | | | | | | | | | .304 | .418 |
| Ibanez | | | | | | 89 | | | 4 | 372 | 6 | 44 | 62 | 0 | .253 | .310 | .387 | 80 | 6 | 7 | 81 | 0 | 3 | 9 | 0 | .173 | .261 | .247 | | 6 | 5 | 19 | 11 | | | | | | | | | | .357 | .384 |
| Johnson Re | | | | | | 32 | | | | 121 | 2 | 13 | 10 | 3 | .264 | .321 | .364 | 73 | 6 | 5 | 76 | 1 | 6 | 3 | 1 | .276 | .321 | .355 | | 7 | 8 | 19 | 8 | | | | | | | | | | .330 | .466 |
| Jones Ad | | | | | | 1 | 1 | | | 8 | 0 | 2 | 0 | 1 | .250 | .250 | .250 | 48 | 8 | 7 | 8 | 0 | 2 | 0 | 1 | .250 | .250 | .250 | | DNP | DNP | DNP | 6 | | | | | | | | | | .348 | .364 |
| Kubel | | | | | | 67 | | | 14 | 293 | 9 | 29 | 44 | 3 | .249 | .305 | .406 | 91 | 8 | 6 | 53 | 2 | 5 | 7 | 1 | .245 | .322 | .415 | | 2 | 21 | 10 | 9 | | | | | | | | | | .350 | .349 |
| Lofton | | | | | | 7 | 81 | | | 346 | 7 | 65 | 25 | 21 | .298 | .374 | .422 | 88 | 9 | 11 | 77 | 1 | 12 | 5 | 1 | .286 | .329 | .390 | | 12 | 12 | 20 | 10 | | | | | | | | | | .319 | .476 |
| Matsui H | | | | | | 87 | | | 12 | 378 | 22 | 73 | 78 | 3 | .294 | .366 | .526 | 121 | 15 | 16 | 103 | 11 | 27 | 25 | 1 | .350 | .391 | .699 | | 20 | 46 | 32 | 37 | | | | | | | | | | .396 | .598 |
| Michaels | | | | | | 57 | 1 | 21 | | 203 | 7 | 30 | 30 | 1 | .271 | .321 | .429 | 94 | 5 | 6 | 41 | 1 | 6 | 4 | 0 | .220 | .220 | .341 | | 5 | 9 | 2 | 8 | | | | | | | | | | .383 | .414 |
| Monroe | | | | | | 94 | | 1 | 1 | 333 | 11 | 45 | 54 | 0 | .222 | .265 | .378 | 86 | 6 | 7 | 60 | 2 | 5 | 10 | 0 | .217 | .238 | .333 | | 1 | 17 | 10 | 9 | | | | | | | | | | .323 | .512 |
| Payton | | | | | | 83 | 17 | 2 | | 304 | 4 | 36 | 41 | 4 | .266 | .309 | .372 | 77 | 7 | 7 | 68 | 2 | 7 | 10 | 0 | .235 | .270 | .353 | | 8 | 17 | 8 | 12 | | | | | | | | | | .373 | .377 |
| Pena W | | | | | | 20 | 12 | 33 | 2 | 147 | 5 | 17 | 16 | 0 | .218 | .290 | .388 | 87 | 5 | 4 | 27 | 1 | 3 | 4 | 0 | .259 | .333 | .481 | | 1 | 1 | 18 | 2 | | | | | | | | | | .388 | .376 |
| Podsednik | | | | | | 29 | | | 1 | 113 | 1 | 18 | 7 | 6 | .265 | .336 | .389 | 76 | 5 | 6 | 46 | 0 | 5 | 5 | 2 | .261 | .306 | .370 | | DNP | DNP | 12 | 20 | | | | | | | | | | .343 | .437 |
| Raburn | | | 1 | | | 4 | 5 | 7 | | 42 | 3 | 10 | 10 | 2 | .357 | .400 | .643 | 144 | 4 | 6 | 41 | 3 | 10 | 9 | 2 | .341 | .386 | .634 | | 5 | 10 | 30 | 7 | | | | | | | | | | .302 | .496 |
| Ramirez M | | | | | | 98 | | | 8 | 394 | 19 | 66 | 72 | 0 | .299 | .393 | .515 | 110 | 14 | 12 | 91 | 8 | 21 | 27 | 0 | .352 | .417 | .681 | | 21 | 38 | 44 | 19 | | | | | | | | | | .384 | .369 |
| Stairs | | 31 | | | | 26 | | 12 | 2 | 234 | 14 | 34 | 42 | 2 | .286 | .350 | .538 | 123 | 10 | 8 | 39 | 1 | 5 | 7 | 1 | .282 | .349 | .513 | | 6 | 5 | 9 | 18 | | | | | | | | | | .252 | .500 |
| Stewart S | | | | | | 94 | 5 | | | 382 | 8 | 53 | 33 | 10 | .301 | .361 | .398 | 86 | 10 | 9 | 81 | 1 | 6 | 7 | 2 | .272 | .322 | .346 | | 6 | 10 | 23 | 12 | | | | | | | | | | .293 | .361 |
| Tyner | | | | | | 19 | 8 | 18 | 17 | 198 | 1 | 29 | 16 | 7 | .278 | .330 | .354 | 69 | 4 | 5 | 56 | 1 | 7 | 2 | 1 | .304 | .361 | .446 | | 8 | 1 | 14 | 16 | | | | | | | | | | .272 | .335 |
| Wilkerson | | 30 | | | | 34 | 1 | 15 | | 243 | 16 | 35 | 47 | 2 | .226 | .303 | .473 | 116 | 7 | 7 | 59 | 2 | 7 | 5 | 0 | .220 | .292 | .356 | | 0 | 15 | 14 | 9 | | | | | | | | | | .273 | .380 |
| Willits | | | | | | 57 | 10 | 19 | 8 | 301 | 0 | 52 | 30 | 22 | .302 | .398 | .355 | 67 | 9 | 10 | 70 | 0 | 13 | 5 | 4 | .271 | .363 | .314 | | 15 | 5 | 22 | 15 | | | | | | | | | | .320 | .488 |

*Glossary: Pow = HR-heavy measure of power (average=100). WOW = odds of victory in 12-team mixed league (average=8). Pts: per base=1, RBI & Run=1, SB=2. Lead OPS = aggregate OPS of three leading batters. Trail SLG = aggregate SLG of three trailing batters.*

| Player | Overall BA | SLG | RC/G | Rel RC/G | Bat | vL AB | BA | SLG | RC/G | vR AB | BA | SLG | RC/G | Platn Index | Team | Home AB | BA | SLG | RC/G | Away AB | BA | SLG | RC/G | Home Edge | Upcoming Schedule M | T | W | T | F | S | S | M | T | W | T | F | S | S | Away | Tot RA |
|---|---|---|---|---|---|---|---|---|---|---|---|---|---|---|---|---|---|---|---|---|---|---|---|---|---|---|---|---|---|---|---|---|---|---|---|---|---|---|---|---|
| Anderson G | .291 | .457 | 5.1 | 121 | L | 60 | .317 | .450 | 5.6 | 174 | .282 | .460 | 5.0 | 103 | LAA | 108 | .278 | .472 | 5.2 | 126 | .302 | .444 | 5.0 | 104 | | TOR (4.7) | | | BOS (4.2) | | | NYA (4.4) | | | | TOR (4.0) | | | | 56 |
| Brown E | .233 | .322 | 3.0 | 72 | R | 96 | .281 | .385 | 4.8 | 162 | .204 | .284 | 2.3 | 87 | KC | 99 | .222 | .323 | 3.1 | 159 | .239 | .321 | 3.0 | 100 | TOR (4.3) | TEX (6.1) | | | OAK (4.4) | | | CHA (5.6) | | | | CLE (4.9) | | | | 67 |
| Buck T | .282 | .468 | 6.0 | 142 | L | 55 | .345 | .655 | 10.7 | 197 | .264 | .416 | 5.2 | 108 | OAK | 153 | .268 | .431 | 5.2 | 99 | .303 | .525 | 7.3 | 71 | DET (6.0) | CHA (5.2) | | | KC (5.2) | | | TOR (4.7) | | | | TB (6.4) | | | | 76 |
| Catalanotto | .243 | .417 | 4.0 | 95 | L | 6 | .333 | .333 | 5.5 | 212 | .241 | .420 | 4.5 | 134 | TEX | 103 | .291 | .553 | 6.5 | 115 | .200 | .296 | 2.4 | 277 | | KC (5.8) | | | MIN (4.6) | | | BAL (4.7) | | | | SEA (6.0) | | | | 69 |
| Crawford | .303 | .469 | 5.8 | 137 | L | 137 | .314 | .526 | 6.8 | 279 | .297 | .441 | 5.6 | 93 | TB | 222 | .284 | .464 | 5.1 | 194 | .325 | .474 | 6.6 | 77 | BOS (4.2) | | | | CLE (4.9) | | | BOS (4.0) | | | | OAK (4.4) | | | | 57 |
| Cust | .265 | .530 | 7.3 | 172 | L | 73 | .260 | .507 | 6.9 | 161 | .267 | .540 | 7.5 | 95 | OAK | 126 | .302 | .611 | 10.1 | 108 | .222 | .435 | 4.6 | 222 | DET (6.0) | CHA (5.2) | | | KC (5.2) | | | TOR (4.7) | | | | TB (6.4) | | | | 76 |
| Damon | .251 | .355 | 4.2 | 100 | L | 104 | .279 | .356 | 4.4 | 254 | .240 | .354 | 4.2 | 98 | NYA | 176 | .278 | .386 | 5.4 | 182 | .225 | .324 | 3.1 | 174 | | BAL (4.5) | | | DET (5.0) | | | LAA (4.5) | | | | DET (5.0) | | | | 62 |
| Erstad | .273 | .351 | 3.9 | 92 | L | 51 | .176 | .255 | 1.6 | 143 | .308 | .385 | 5.1 | 102 | CHA | 80 | .313 | .425 | 5.8 | 114 | .246 | .298 | 2.8 | 206 | | OAK (4.4) | | | SEA (4.8) | | | KC (5.6) | | | | BOS (4.3) | | | | 61 |
| Fahey | .237 | .316 | 2.9 | 69 | L | 6 | .000 | .000 | 0.0 | 32 | .281 | .375 | 4.3 | 116 | BAL | 22 | .273 | .409 | 4.8 | 16 | .188 | .188 | 1.1 | 433 | | NYA (4.5) | | | TOR (4.7) | | | TEX (5.4) | | | | MIN (4.6) | | | | 62 |
| Ford | .232 | .366 | 3.5 | 82 | R | 40 | .250 | .425 | 4.8 | 72 | .222 | .333 | 3.1 | 89 | MIN | 55 | .255 | .345 | 3.5 | 57 | .211 | .386 | 3.4 | 102 | | SEA (4.8) | | | TEX (5.4) | | | SEA (5.4) | | | | BAL (4.7) | | | | 65 |
| Gathright | .352 | .420 | 6.4 | 152 | L | 8 | .375 | .500 | 7.7 | 80 | .350 | .413 | 6.8 | 125 | KC | 41 | .220 | .244 | 2.4 | 47 | .468 | .574 | 12.8 | 19 | TOR (4.3) | TEX (6.1) | | | OAK (4.4) | | | CHA (5.6) | | | | CLE (4.9) | | | | 67 |
| German | .286 | .398 | 5.0 | 120 | R | 99 | .293 | .434 | 5.9 | 160 | .281 | .375 | 5.0 | 85 | KC | 118 | .347 | .508 | 8.2 | 141 | .234 | .305 | 3.1 | 264 | TOR (4.3) | TEX (6.1) | | | OAK (4.4) | | | CHA (5.6) | | | | CLE (4.9) | | | | 67 |
| Gibbons | .228 | .350 | 3.0 | 72 | L | 44 | .295 | .409 | 5.0 | 219 | .215 | .338 | 2.8 | 115 | BAL | 121 | .207 | .281 | 2.2 | 142 | .246 | .408 | 3.8 | 57 | | NYA (4.5) | | | TOR (4.7) | | | TEX (5.4) | | | | MIN (4.6) | | | | 62 |
| Gload | .295 | .464 | 5.3 | 127 | L | 28 | .321 | .393 | 4.7 | 155 | .290 | .477 | 5.4 | 117 | KC | 106 | .302 | .500 | 5.9 | 77 | .286 | .416 | 4.6 | 126 | TOR (4.3) | TEX (6.1) | | | OAK (4.4) | | | CHA (5.6) | | | | CLE (4.9) | | | | 67 |
| Gomes | .256 | .497 | 5.1 | 120 | R | 64 | .328 | .563 | 8.2 | 131 | .221 | .466 | 4.6 | 93 | TB | 88 | .216 | .477 | 4.4 | 107 | .290 | .514 | 5.8 | 75 | | BOS (4.2) | | | CLE (4.9) | | | BOS (4.0) | | | | OAK (4.4) | | | | 57 |
| Gonzalez An | .221 | .317 | 3.3 | 79 | R | 61 | .213 | .279 | 3.0 | 43 | .233 | .372 | 3.9 | 57 | CHA | 34 | .265 | .382 | 5.4 | 70 | .200 | .286 | 2.5 | 212 | | OAK (4.4) | | | SEA (4.8) | | | KC (5.6) | | | | BOS (4.3) | | | | 61 |
| Hairston J | .195 | .302 | 2.2 | 51 | R | 74 | .230 | .311 | 2.6 | 75 | .160 | .293 | 2.2 | 69 | TEX | 70 | .171 | .271 | 1.8 | 79 | .215 | .329 | 2.5 | 70 | | KC (5.8) | | | MIN (4.6) | | | BAL (4.7) | | | | SEA (6.0) | | | | 69 |
| Ibanez | .253 | .387 | 4.0 | 96 | L | 111 | .243 | .297 | 2.6 | 261 | .257 | .425 | 4.8 | 97 | SEA | 186 | .247 | .355 | 3.6 | 186 | .258 | .419 | 4.5 | 79 | | MIN (4.1) | | | CHA (4.6) | | | MIN (4.6) | | | | TEX (6.1) | | | | 64 |
| Johnson Re | .264 | .364 | 3.5 | 84 | R | 34 | .382 | .647 | 11.6 | 87 | .218 | .253 | 2.3 | 99 | TOR | 47 | .213 | .319 | 2.5 | 74 | .297 | .392 | 4.4 | 57 | KC (5.2) | LAA (5.2) | | | BAL (5.1) | | | OAK (4.7) | | | | LAA (4.5) | | | | 68 |
| Jones Ad | .250 | .250 | 2.1 | 50 | R | 2 | 1.000 | 1.000 | ### | 6 | .000 | .000 | 0.0 | 103 | SEA | 8 | .250 | .250 | 2.1 | 0 | ### | ### | ### | ### | | MIN (4.1) | | | CHA (4.6) | | | MIN (4.6) | | | | TEX (6.1) | | | | 64 |
| Kubel | .249 | .406 | 4.1 | 98 | L | 50 | .260 | .360 | 4.2 | 243 | .247 | .416 | 4.2 | 114 | MIN | 156 | .244 | .404 | 4.1 | 137 | .255 | .409 | 4.2 | 99 | | SEA (4.8) | | | TEX (5.4) | | | SEA (5.4) | | | | BAL (4.7) | | | | 65 |
| Lofton | .298 | .422 | 5.6 | 133 | L | 77 | .221 | .260 | 2.5 | 269 | .320 | .468 | 7.0 | 107 | CLE | 183 | .306 | .454 | 6.3 | 163 | .288 | .387 | 4.8 | 131 | | DET (4.9) | | | TB (6.4) | | | DET (5.0) | | | | KC (5.2) | | | | 59 |
| Matsui H | .294 | .526 | 6.9 | 163 | L | 128 | .258 | .445 | 5.2 | 250 | .312 | .568 | 8.0 | 91 | NYA | 199 | .296 | .553 | 7.8 | 179 | .291 | .497 | 5.9 | 133 | | BAL (4.5) | | | DET (5.0) | | | LAA (4.5) | | | | DET (5.0) | | | | 62 |
| Michaels | .271 | .429 | 4.6 | 108 | R | 105 | .286 | .467 | 5.9 | 98 | .255 | .388 | 3.8 | 67 | CLE | 110 | .264 | .464 | 4.6 | 93 | .280 | .387 | 4.5 | 102 | | DET (4.9) | | | TB (6.4) | | | DET (5.0) | | | | KC (5.2) | | | | 59 |
| Monroe | .222 | .378 | 3.2 | 77 | R | 91 | .308 | .560 | 6.7 | 242 | .190 | .310 | 2.4 | 100 | DET | 161 | .199 | .329 | 2.7 | 172 | .244 | .424 | 3.8 | 71 | OAK (4.3) | CLE (4.6) | | | NYA (4.5) | | | CLE (4.7) | | | | NYA (4.5) | | | | 59 |
| Payton | .266 | .372 | 3.8 | 91 | R | 89 | .303 | .416 | 5.5 | 215 | .251 | .353 | 3.5 | 98 | BAL | 135 | .267 | .370 | 3.8 | 169 | .266 | .373 | 3.9 | 98 | | NYA (4.5) | | | TOR (4.7) | | | TEX (5.4) | | | | MIN (4.6) | | | | 62 |
| Pena W | .218 | .388 | 3.5 | 83 | R | 64 | .281 | .453 | 5.7 | 83 | .169 | .337 | 2.5 | 78 | BOS | 80 | .138 | .200 | 1.3 | 67 | .313 | .612 | 7.9 | 17 | | TB (6.8) | | | LAA (5.1) | | | TB (6.4) | | | | CHA (5.6) | | | | 77 |
| Podsednik | .265 | .389 | 4.2 | 100 | L | 34 | .324 | .471 | 8.0 | 79 | .241 | .354 | 3.3 | 96 | CHA | 44 | .250 | .273 | 2.9 | 69 | .275 | .464 | 5.1 | 57 | | OAK (4.4) | | | SEA (4.8) | | | KC (5.6) | | | | BOS (4.3) | | | | 61 |
| Raburn | .357 | .643 | 10.0 | 237 | R | 22 | .227 | .500 | 5.3 | 20 | .500 | .800 | 20.4 | 66 | DET | 12 | .333 | .667 | 8.5 | 30 | .367 | .633 | 10.5 | 81 | OAK (4.3) | CLE (4.6) | | | NYA (4.5) | | | CLE (4.7) | | | | NYA (4.5) | | | | 59 |
| Ramirez M | .299 | .515 | 7.0 | 166 | R | 103 | .369 | .680 | 13.6 | 291 | .275 | .457 | 5.7 | 102 | BOS | 200 | .300 | .505 | 6.7 | 194 | .299 | .526 | 7.3 | 92 | | TB (6.8) | | | LAA (5.1) | | | TB (6.4) | | | | CHA (5.6) | | | | 77 |
| Stairs | .286 | .538 | 6.6 | 156 | L | 30 | .300 | .433 | 6.3 | 204 | .284 | .554 | 6.8 | 120 | TOR | 111 | .324 | .541 | 7.4 | 123 | .252 | .537 | 5.9 | 126 | KC (5.2) | LAA (5.2) | | | BAL (5.1) | | | OAK (4.7) | | | | LAA (4.5) | | | | 68 |
| Stewart S | .301 | .398 | 5.1 | 122 | R | 115 | .304 | .417 | 5.7 | 267 | .300 | .390 | 5.1 | 96 | OAK | 189 | .280 | .344 | 4.1 | 193 | .321 | .451 | 6.3 | 66 | DET (6.0) | CHA (5.2) | | | KC (5.2) | | | TOR (4.7) | | | | TB (6.4) | | | | 76 |
| Tyner | .278 | .354 | 3.8 | 90 | L | 36 | .222 | .250 | 2.6 | 162 | .290 | .377 | 4.5 | 113 | MIN | 102 | .304 | .373 | 4.6 | 96 | .250 | .333 | 3.1 | 151 | | SEA (4.8) | | | TEX (5.4) | | | SEA (5.4) | | | | BAL (4.7) | | | | 65 |
| Wilkerson | .226 | .473 | 4.7 | 110 | L | 65 | .262 | .600 | 7.3 | 178 | .213 | .427 | 3.9 | 101 | TEX | 122 | .238 | .492 | 5.2 | 121 | .215 | .455 | 4.1 | 128 | | KC (5.8) | | | MIN (4.6) | | | BAL (4.7) | | | | SEA (6.0) | | | | 69 |
| Willits | .302 | .355 | 5.0 | 118 | LR | 89 | .360 | .404 | 6.9 | 212 | .278 | .335 | 4.5 | 97 | LAA | 147 | .306 | .374 | 5.4 | 154 | .299 | .338 | 4.6 | 118 | | TOR (4.7) | | | BOS (4.2) | | | NYA (4.4) | | | | TOR (4.0) | | | | 56 |

*Glossary: Rel RC/G = relative RC/G among these hitters (median=100). Platn Index = platoon index; values far from 100 indicate hitters who tend to face RH (>110) or LH (<90). Home Edge: values over 100 indicate players who are hitting better at home.*

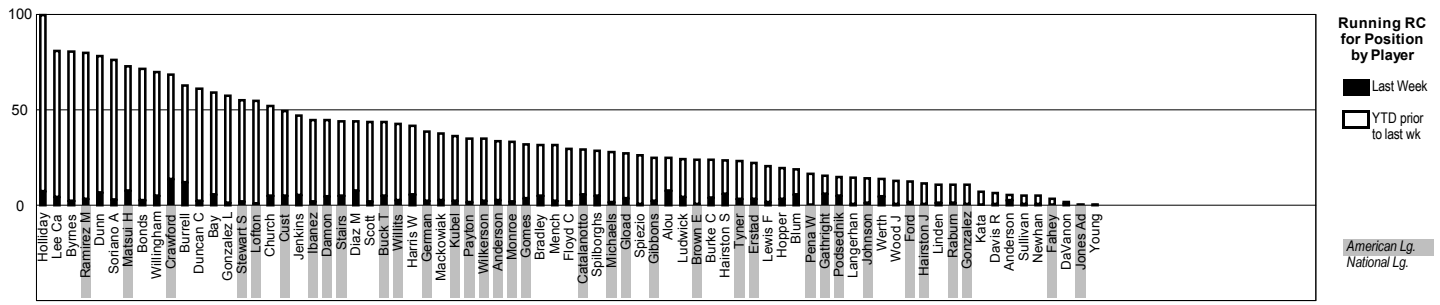

# NL Starter

For the purposes of this page, a pitcher qualifies as a starter if he started at least one game last week.
"Sc" = Game Score = probability of a starter's earning the Win with his observed combination of IP, K, BB, and HR.
Shaded Starters pitch for teams with winning records. **Reverse Text** indicates favorable numbers.

| | | Role | | | Season-to-Date | | | | | | | | Last Four Weeks | | | | | Pts by Week | | | | Last Three Starts | | | | | | | | | | | | | | | | | | | | |
|---|---|---|---|---|---|---|---|---|---|---|---|---|---|---|---|---|---|---|---|---|---|---|---|---|---|---|---|---|---|---|---|---|---|---|---|---|---|---|---|---|---|---|
| Player | Team | GS | GR | SO | IP | W | ERA | WHIP | K | K/9 | K/BB | Type | Wins | ERA | WHIP | K/9 | K/BB | 4/2 | 4/9 | 4/16 | 4/23 | IP | H | ER | K/BB | HR | Dec | Sc | IP | H | ER | K/BB | HR | Dec | Sc | IP | H | ER | K/BB | HR | Dec | Sc |
| Albers | HOU | 9 | 11 | | 59 | 2 | 6.25 | 1.59 | 40 | 6.1 | 1.4 | | | 7.50 | 1.61 | 8.5 | 1.5 | -1 | 0 | 11 | -6 | 4.1 | 5 | 5 | 6/3 | 1 | L | 0 | 5 | 3 | 0 | 5/1 | 0 | | 37 | 6.1 | 4 | 4 | 4/5 | 0 | L | 37 |
| Armas Jr. | PIT | 8 | 13 | | 56 | 1 | 6.31 | 1.62 | 42 | 6.8 | 1.8 | FB | ● | 1.04 | 0.69 | 7.8 | 5.0 | 4 | 5 | 6 | 17 | 6.1 | 4 | 1 | 5/1 | 1 | W | 39 | 3 | 3 | 2 | 3/2 | 0 | | 0 | 2 | 7 | 4 | 2/1 | 1 | L | 0 |
| Arroyo | CIN | 23 | | | 141 | 4 | 4.72 | 1.45 | 99 | 6.3 | 2.1 | FB | ● | 4.30 | 1.36 | 7.4 | 2.4 | 2 | 25 | 10 | -9 | 1.2 | 7 | 7 | 1/2 | 1 | L | 0 | 7.2 | 4 | 0 | 5/1 | 0 | | 70 | 6 | 8 | 4 | 6/4 | 2 | L | 24 |
| Bacsik | WAS | 14 | | | 82 | 5 | 4.19 | 1.33 | 27 | 3.0 | 1.4 | FB | ●●● | 2.05 | 0.99 | 3.1 | 1.8 | DNP | 17 | 10 | 18 | 7 | 3 | 3 | 6/0 | 2 | W | 39 | 7 | 8 | 2 | 0/1 | 0 | W | 57 | 6.2 | 3 | 0 | 1/3 | 0 | W | 38 |
| Belisle | CIN | 22 | | | 130 | 6 | 5.26 | 1.47 | 87 | 6.0 | 2.9 | | ● | 5.20 | 1.81 | 6.5 | 2.5 | 6 | 0 | 0 | 10 | 6 | 9 | 3 | 2/1 | 1 | W | 35 | 6.1 | 9 | 4 | 4/1 | 1 | L | 37 | 3.2 | 6 | 4 | 3/2 | 0 | L | 0 |
| Billingsley | LAN | 9 | 23 | 1 | 87 | 7 | 3.43 | 1.23 | 82 | 8.5 | 2.2 | FB | ●● | 3.09 | 1.28 | 6.8 | 1.6 | 14 | -1 | 19 | 11 | 7.2 | 5 | 1 | 8/2 | 1 | L | 56 | 4.1 | 5 | 4 | 4/3 | 2 | L | 0 | 9 | 5 | 2 | 6/3 | 1 | W | 68 |
| Bush | MIL | 21 | 2 | | 131 | 9 | 5.03 | 1.36 | 99 | 6.8 | 3.1 | | ●● | 5.79 | 1.50 | 7.3 | 2.4 | DNP | 19 | 0 | 10 | 5 | 8 | 5 | 4/3 | 3 | | 12 | 5.1 | 7 | 4 | 4/3 | 1 | | 24 | 6 | 6 | 3 | 7/2 | 1 | L | 39 |
| Cain | SF | 22 | | | 137 | 3 | 3.93 | 1.37 | 107 | 7.0 | 1.6 | FB | | 5.53 | 1.52 | 8.1 | 1.8 | 0 | -4 | 4 | 13 | 7.1 | 5 | 2 | 11/1 | 0 | | 66 | 7 | 6 | 3 | 7/2 | 1 | | 46 | 4.1 | 6 | 4 | 2/4 | 0 | L | 0 |
| Capuano | MIL | 20 | | | 109 | 5 | 4.86 | 1.46 | 96 | 7.9 | 2.2 | | | 5.04 | 1.42 | 8.6 | 2.9 | -4 | 7 | 13 | 3 | 6 | 10 | 5 | 8/1 | 2 | L | 33 | 6.1 | 6 | 4 | 6/4 | 0 | L | 42 | 8 | 7 | 1 | 7/0 | 1 | | 61 |
| Carlyle | ATL | 12 | 1 | | 71 | 6 | 4.20 | 1.20 | 46 | 5.9 | 2.9 | FBX | ●●● | 3.65 | 1.14 | 4.4 | 4.0 | 19 | 11 | 0 | 12 | 5 | 5 | 2 | 2/0 | 1 | W | 27 | 5.2 | 9 | 4 | 4/2 | 0 | L | 34 | 6 | 7 | 3 | 2/1 | 1 | W | 35 |
| Chico | WAS | 23 | | | 123 | 5 | 4.76 | 1.56 | 67 | 4.9 | 1.2 | FBX | ● | 6.08 | 1.88 | 5.4 | 1.1 | 1 | 0 | -2 | 10 | 5 | 6 | 3 | 2/3 | 2 | | 16 | 5 | 9 | 2 | 4/3 | 0 | W | 32 | 4.2 | 6 | 4 | 2/3 | 0 | | 0 |
| Cook | COL | 24 | | | 160 | 8 | 4.16 | 1.32 | 57 | 3.2 | 1.4 | GBX | ●●● | 2.31 | 1.06 | 5.1 | 2.9 | 5 | 21 | 15 | 15 | 5.1 | 10 | 3 | 1/0 | 1 | | 26 | 7.2 | 5 | 2 | 5/2 | 1 | W | 56 | 9 | 7 | 2 | 2/0 | 0 | W | 93 |
| Cormier L | ATL | 2 | 1 | | 9 | 0 | 15.58 | 2.88 | 5 | 5.2 | 0.6 | GBX | | 18.00 | 4.00 | 9.0 | 1.0 | DNP | DNP | DNP | -2 | 3.2 | 5 | 5 | 3/6 | 4 | L | 0 | 4 | 9 | 8 | 1/1 | 3 | L | 0 | | | | | | | |
| Davis D | ARI | 23 | | | 139 | 8 | 3.88 | 1.58 | 98 | 6.3 | 1.3 | GB | ●●● | 2.67 | 1.04 | 5.6 | 1.5 | 12 | 1 | 24 | 20 | 8 | 3 | 0 | 4/1 | 0 | W | 70 | 7 | 5 | 3 | 6/3 | 0 | | 55 | 6.2 | 5 | 3 | 8/2 | 1 | W | 40 |
| Dumatrait | CIN | 1 | | | 3 | 0 | 16.20 | 3.30 | 3 | 8.1 | 1.0 | FBX | | 16.20 | 3.30 | 8.1 | 1.0 | DNP | DNP | DNP | -6 | 3.1 | 8 | 6 | 3/3 | 0 | L | 0 | | | | | | | | | | | | | | |
| Eaton | PHI | 23 | | | 130 | 9 | 6.09 | 1.59 | 81 | 5.6 | 1.4 | FB | ● | 7.71 | 1.99 | 4.9 | 1.6 | -7 | 14 | 0 | -7 | 4.1 | 9 | 6 | 3/3 | 1 | | 0 | 5.1 | 8 | 4 | 2/2 | 0 | L | 32 | 6.1 | 8 | 4 | 2/0 | 0 | | 47 |
| Fogg | COL | 18 | 1 | | 105 | 5 | 4.87 | 1.49 | 61 | 5.2 | 1.7 | FB | ● | 2.50 | 1.22 | 3.5 | 1.2 | DNP | 21 | DNP | -2 | 5 | 8 | 3 | 1/2 | 1 | L | 23 | 6 | 3 | 0 | 1/3 | 0 | | 38 | 7 | 5 | 2 | 5/1 | 1 | W | 48 |
| Francis | COL | 23 | | | 148 | 12 | 4.01 | 1.34 | 110 | 6.7 | 3.0 | | ●●●● | 4.55 | 1.23 | 8.5 | 10.0 | 11 | 18 | 16 | 20 | 6 | 6 | 1 | 8/0 | 0 | W | 55 | 7.2 | 7 | 2 | 5/0 | 0 | W | 72 | 6 | 10 | 5 | 4/1 | 2 | | 28 |
| Gallardo | MIL | 7 | 3 | | 53 | 4 | 2.55 | 1.04 | 47 | 8.0 | 2.8 | FB | ●●● | 1.86 | 0.90 | 7.4 | 3.0 | 8 | 17 | 18 | 20 | 6.2 | 4 | 1 | 7/1 | 1 | W | 41 | 5 | 4 | 4 | 7/2 | 0 | | 37 | 6.2 | 6 | 1 | 2/3 | 0 | W | 39 |
| Germano | SD | 16 | | | 92 | 6 | 4.30 | 1.15 | 51 | 5.0 | 2.2 | | ● | 5.27 | 1.21 | 5.9 | 1.8 | 16 | -1 | -4 | 10 | 5.2 | 2 | 2 | 3/2 | 0 | | 33 | 5 | 4 | 4 | 7/1 | 2 | L | 22 | 5 | 7 | 6 | 1/1 | 2 | L | 18 |
| Glavine | NYN | 24 | | | 144 | 10 | 4.31 | 1.37 | 63 | 3.9 | 1.3 | | ●●● | 4.13 | 1.34 | 3.2 | 1.0 | 21 | -10 | 9 | 15 | 6.1 | 6 | 2 | 1/1 | 0 | W | 43 | 6 | 2 | 1 | 2/5 | 0 | | 34 | 6 | 8 | 3 | 2/3 | 1 | W | 30 |
| Gorzelanny | PIT | 21 | | | 134 | 9 | 3.55 | 1.29 | 87 | 5.8 | 2.1 | | | 7.04 | 1.63 | 7.0 | 2.0 | 5 | 5 | -8 | DNP | 2.1 | 7 | 6 | 1/3 | 0 | L | 0 | 7 | 6 | 2 | 4/2 | 1 | L | 43 | 6 | 6 | 4 | 7/1 | 1 | | 41 |
| Hamels | PHI | 23 | | | 154 | 12 | 3.57 | 1.15 | 148 | 8.7 | 4.2 | FB | ●● | 3.09 | 0.91 | 6.2 | 4.0 | 9 | 7 | 7 | 27 | 7 | 7 | 4 | 5/0 | 1 | | 52 | 8 | 3 | 1 | 8/2 | 1 | W | 56 | 7 | 6 | 2 | 6/1 | 1 | | 49 |
| Hanrahan | WAS | 2 | | | 11 | 1 | 3.27 | 1.27 | 10 | 8.2 | 2.5 | FBX | ● | 3.27 | 1.27 | 8.2 | 2.5 | DNP | DNP | 7 | 12 | 5 | 6 | 1 | 3/3 | 1 | W | 23 | 6 | 4 | 3 | 7/1 | 1 | | 41 | | | | | | | |
| Harang | CIN | 23 | | | 152 | 10 | 3.54 | 1.19 | 138 | 8.2 | 3.5 | FB | ● | 2.92 | 1.22 | 9.5 | 5.2 | 16 | 7 | 13 | DNP | 1 | 1 | 2 | 0/1 | 1 | L | 0 | 10 | 7 | 1 | 10/0 | 1 | | 50 | 7.2 | 10 | 2 | 8/2 | 0 | | 68 |
| Hendrickson | LAN | 13 | 13 | | 97 | 4 | 4.55 | 1.32 | 75 | 7.0 | 3.1 | | ● | 6.75 | 1.45 | 5.3 | 11.0 | 13 | -7 | 1 | 3 | 6.2 | 6 | 3 | 3/0 | 0 | | 49 | 5 | 6 | 3 | 3/1 | 0 | | 35 | 3 | 11 | 7 | 2/0 | 0 | L | 0 |
| Hensley | SD | 7 | 3 | | 39 | 1 | 6.18 | 1.81 | 22 | 5.0 | 1.0 | GB | | 2.45 | 1.18 | 6.5 | 1.1 | DNP | DNP | 1 | 8 | 4.2 | 3 | 2 | 3/5 | 1 | | 0 | 2 | 2 | 1 | 1/1 | 0 | | 0 | 6.1 | 6 | 2 | 5/4 | 0 | | 41 |
| Hernandez Li | ARI | 23 | | | 143 | 7 | 4.83 | 1.61 | 71 | 4.5 | 1.1 | FB | ●● | 6.04 | 1.66 | 4.8 | 1.2 | 1 | -4 | 7 | 15 | 6 | 5 | 1 | 4/2 | 0 | W | 45 | 4 | 8 | 8 | 0/3 | 1 | L | 0 | 7 | 7 | 1 | 5/1 | 1 | W | 48 |
| Hernandez O | NYN | 18 | | | 111 | 7 | 3.00 | 1.08 | 94 | 7.6 | 2.2 | FB | ●●● | 2.48 | 0.95 | 9.1 | 3.0 | 18 | 21 | 21 | 10 | 6.2 | 5 | 2 | 9/1 | 1 | | 44 | 7 | 3 | 1 | 8/2 | 1 | W | 47 | 6 | 7 | 4 | 5/3 | 2 | | 25 |
| Hill R | CHN | 21 | | | 128 | 6 | 3.67 | 1.21 | 118 | 8.3 | 2.7 | FB | ● | 3.04 | 1.52 | 8.4 | 1.8 | DNP | 22 | 6 | 1 | 4.2 | 8 | 3 | 5/3 | 1 | | 0 | 5 | 6 | 2 | 8/3 | 1 | | 27 | 6 | 6 | 1 | 6/4 | 0 | | 42 |
| Hirsh | COL | 18 | | | 106 | 4 | 4.91 | 1.37 | 74 | 6.3 | 1.6 | FBX | | 5.06 | 1.88 | 13.5 | 2.0 | DNP | DNP | DNP | 5 | 5.1 | 6 | 3 | 8/4 | 2 | | 18 | 6 | 3 | 0 | 2/1 | 0 | W | 45 | 6 | 5 | 5 | 4/4 | 2 | L | 22 |
| Hudson T | ATL | 24 | | | 159 | 12 | 2.95 | 1.13 | 98 | 5.6 | 2.6 | GBX | ●●●● | 0.98 | 0.87 | 5.6 | 2.9 | 18 | 16 | 25 | 20 | 7 | 5 | 0 | 7/2 | 0 | W | 59 | 7 | 3 | 0 | 5/1 | 0 | W | 61 | 8.2 | 6 | 3 | 4/3 | 0 | | 65 |
| James | ATL | 23 | | | 127 | 9 | 3.84 | 1.44 | 90 | 6.4 | 1.7 | FBX | ● | 3.41 | 1.31 | 5.6 | 1.6 | 7 | 6 | 4 | 9 | 5 | 6 | 4 | 2/3 | 2 | | 16 | 5 | 6 | 4 | 3/1 | 1 | W | 26 | 6 | 7 | 2 | 5/2 | 1 | L | 36 |
| Jennings | HOU | 15 | 1 | | 84 | 2 | 6.11 | 1.57 | 58 | 6.2 | 1.9 | FB | ● | 11.10 | 2.14 | 5.5 | 1.4 | 3 | -6 | -2 | -4 | 6.1 | 10 | 5 | 1/0 | 3 | | 20 | 0.2 | 8 | 11 | 0/3 | 2 | L | 0 | 6 | 3 | 3 | 4/2 | 1 | W | 35 |
| Jimenez U | COL | 4 | | | 23 | 1 | 5.16 | 1.37 | 20 | 7.9 | 1.5 | | ● | 5.16 | 1.37 | 7.9 | 1.5 | DNP | 4 | 19 | 0 | 4.2 | 6 | 6 | 7/5 | 1 | L | 0 | 6 | 4 | 2 | 3/3 | 0 | W | 41 | 7 | 4 | 3 | 5/2 | 1 | | 44 |
| Kendrick K | PHI | 10 | | | 63 | 5 | 3.88 | 1.29 | 25 | 3.6 | 1.6 | GB | ●● | 3.38 | 1.19 | 4.2 | 2.5 | 16 | -1 | 17 | 2 | 7 | 8 | 2 | 2/1 | 0 | L | 59 | 7 | 6 | 1 | 4/1 | 1 | W | 47 | 5.2 | 5 | 3 | 2/3 | 0 | | 30 |
| Kennedy J | ARI | 16 | 11 | 1 | 101 | 3 | 4.37 | 1.55 | 42 | 3.7 | 0.9 | GB | ● | 3.60 | 1.70 | 3.6 | 0.8 | -1 | 0 | 12 | -1 | 0.2 | 2 | 4 | 0/4 | 0 | L | 0 | 6 | 7 | 2 | 5/3 | 0 | L | 43 | 4 | 8 | 5 | 2/1 | 0 | L | 0 |
| Kim | ARI | 14 | 3 | | 82 | 6 | 4.63 | 1.57 | 70 | 7.7 | 1.2 | FB | ●● | 3.86 | 1.71 | 8.9 | 1.1 | DNP | 16 | 2 | 17 | 5.1 | 5 | 2 | 10/6 | 0 | W | 32 | 5 | 1 | 2 | 3/6 | 1 | | 19 | 7 | 5 | 1 | 6/2 | 0 | W | 59 |
| Lannan | WAS | 2 | | | 10 | 1 | 5.40 | 1.50 | 2 | 1.8 | 0.5 | GBX | ● | 5.40 | 1.50 | 1.8 | 0.5 | DNP | DNP | -3 | 11 | 5.2 | 5 | 2 | 1/2 | 0 | W | 31 | 4.1 | 6 | 4 | 1/2 | 1 | | 0 | | | | | | | |
| Lawrence | NYN | 1 | | | 5 | 1 | 5.40 | 1.60 | 3 | 5.4 | ### | FBX | ● | 5.40 | 1.60 | 5.4 | ### | DNP | DNP | DNP | 11 | 5 | 8 | 3 | 3/0 | 1 | W | 28 | | | | | | | | | | | | | | |
| Lilly | CHN | 23 | | | 145 | 12 | 3.53 | 1.11 | 119 | 7.4 | 3.3 | FBX | ●●●● | 3.03 | 1.19 | 5.8 | 2.3 | 21 | 9 | 13 | 18 | 7.2 | 7 | 2 | 8/1 | 2 | W | 46 | 5 | 7 | 4 | 3/3 | 2 | L | 16 | 7 | 6 | 1 | 2/3 | 0 | W | 51 |
| Lincecum | SF | 16 | | | 98 | 6 | 3.75 | 1.19 | 105 | 9.6 | 2.3 | | ●● | 1.37 | 1.03 | 8.9 | 2.0 | DNP | 33 | 15 | 6 | 6 | 2 | 1 | 5/5 | 0 | | 38 | 6 | 6 | 2 | 5/2 | 1 | W | 36 | 8 | 4 | 0 | 8/1 | 0 | W | 70 |
| Livingston | CIN | 7 | | | 38 | 2 | 4.46 | 1.54 | 18 | 4.2 | 2.6 | | ● | 5.13 | 1.52 | 5.8 | 3.4 | DNP | 16 | 1 | 1 | 5.1 | 6 | 2 | 4/0 | 1 | | 29 | 4 | 8 | 5 | 3/2 | 0 | L | 0 | 6 | 5 | 3 | 1/1 | 1 | | 34 |
| Lohse | PHI | 22 | | | 133 | 6 | 4.61 | 1.35 | 80 | 5.4 | 2.4 | FB | ● | 5.50 | 1.44 | 5.0 | 2.0 | -2 | 3 | 14 | -2 | 1 | 2 | 1 | 0/1 | 0 | | 0 | 5.2 | 5 | 1 | 2/0 | 1 | W | 27 | 6.2 | 8 | 4 | 5/1 | 2 | L | 30 |
| Looper | STL | 20 | | | 115 | 8 | 5.23 | 1.43 | 53 | 4.1 | 1.4 | | ●● | 7.65 | 1.65 | 4.5 | 2.0 | DNP | 8 | 15 | -8 | 4 | 8 | 7 | 0/1 | 2 | L | 0 | 7 | 5 | 1 | 3/2 | 1 | W | 42 | 2.2 | 10 | 7 | 3/1 | 0 | L | 0 |
| Lowe D | LAN | 23 | 1 | | 146 | 8 | 3.58 | 1.27 | 106 | 6.5 | 2.4 | GBX | | 6.63 | 1.68 | 6.6 | 2.3 | 6 | -10 | 4 | 2 | 5 | 4 | 4 | 4/1 | 1 | L | 27 | 4 | 4 | 1 | 3/0 | 1 | | 0 | 3 | 10 | 8 | 0/3 | 0 | L | 0 |
| Lowry | SF | 22 | | | 136 | 12 | 3.32 | 1.45 | 76 | 5.0 | 1.1 | GB | ●●● | 3.18 | 1.62 | 3.8 | 0.7 | -4 | 13 | 16 | 11 | 3 | 2 | 1 | 1/3 | 0 | | 0 | 5.2 | 5 | 1 | 1/5 | 0 | W | 26 | 8 | 7 | 1 | 4/2 | 0 | W | 68 |
| Maddux | SD | 23 | | | 137 | 7 | 4.20 | 1.26 | 71 | 4.7 | 3.4 | GB | | 3.95 | 1.24 | 4.0 | 4.0 | -4 | 9 | 3 | 2 | 6.1 | 8 | 3 | 3/0 | 0 | | 49 | 6 | 5 | 3 | 0/2 | 1 | L | 30 | 6 | 5 | 2 | 2/0 | 0 | | 47 |
| Maholm | PIT | 22 | | | 138 | 7 | 4.50 | 1.34 | 81 | 5.3 | 2.1 | GB | ●● | 3.28 | 1.38 | 4.7 | 2.2 | 1 | 14 | 12 | 3 | 6 | 6 | 2 | 3/2 | 0 | L | 43 | 6 | 6 | 3 | 3/1 | 1 | W | 36 | 6.2 | 8 | 2 | 5/2 | 1 | W | 36 |
| Maine | NYN | 22 | | | 135 | 12 | 3.27 | 1.16 | 114 | 7.6 | 2.3 | FB | ●● | 5.68 | 1.26 | 7.5 | 2.3 | -1 | 2 | 38 | -6 | 2.2 | 4 | 6 | 1/3 | 0 | L | 0 | 5 | 1 | 0 | 5/0 | 0 | W | 39 | 7 | 5 | 2 | 7/1 | 1 | W | 50 |
| Maroth | STL | 19 | 2 | | 110 | 5 | 6.79 | 1.83 | 45 | 3.7 | 1.0 | | | 17.63 | 3.12 | 5.0 | 1.5 | -3 | -12 | -6 | -13 | 4 | 11 | 7 | 3/0 | 1 | L | 0 | 5 | 11 | 10 | 0/3 | 2 | L | 15 | 5 | 9 | 6 | 4/2 | 3 | L | 13 |
| Marquis | CHN | 23 | | | 133 | 8 | 4.39 | 1.36 | 73 | 4.9 | 1.3 | | ●● | 7.07 | 1.71 | 3.5 | 0.8 | -6 | 16 | -5 | 6 | 5.1 | 9 | 5 | 1/3 | 0 | L | 29 | 6 | 8 | 3 | 4/3 | 1 | W | 33 | 5 | 5 | 6 | 1/4 | 2 | L | 14 |
| Marshall S | CHN | 13 | | | 72 | 5 | 3.86 | 1.34 | 50 | 6.2 | 2.2 | | ● | 4.79 | 1.50 | 5.2 | 2.0 | DNP | 9 | 14 | -8 | 2.2 | 9 | 7 | 2/1 | 1 | L | 0 | 6 | 6 | 1 | 3/1 | 0 | W | 46 | 6 | 5 | 1 | 5/2 | 0 | L | 46 |
| Misch | SF | 1 | 6 | | 12 | 0 | 4.38 | 1.46 | 10 | 7.3 | 2.5 | FB | | 5.23 | 1.65 | 7.8 | 2.3 | -1 | -2 | DNP | 7 | 5 | 7 | 2 | 8/0 | 1 | | 33 | | | | | | | | | | | | | | |
| Mitre | FLA | 20 | | | 118 | 5 | 3.67 | 1.31 | 67 | 5.1 | 2.6 | GBX | ●● | 6.14 | 1.47 | 3.7 | 1.7 | 15 | 3 | -1 | 1 | 6 | 7 | 4 | 4/2 | 1 | | 35 | 6.2 | 6 | 5 | 0/2 | 0 | W | 40 | 3 | 8 | 7 | 1/2 | 1 | L | 0 |
| Morris | PIT | 22 | | | 143 | 7 | 4.41 | 1.48 | 77 | 4.8 | 1.9 | GB | | 7.76 | 1.83 | 5.3 | 5.7 | -5 | -7 | 5 | 1 | 6.1 | 9 | 4 | 4/1 | 0 | | 47 | 7 | 13 | 6 | 8/0 | 1 | L | 54 | 6 | 8 | 4 | 5/1 | 1 | | 39 |
| Moyer | PHI | 22 | | | 138 | 9 | 4.84 | 1.37 | 86 | 5.6 | 2.0 | FB | ●● | 6.75 | 1.67 | 7.5 | 2.9 | DNP | 6 | 18 | 1 | 5 | 9 | 4 | 6/2 | 0 | | 36 | 7 | 6 | 0 | 4/0 | 0 | W | 64 | 6.2 | 8 | 4 | 6/3 | 1 | W | 35 |
| Olsen | FLA | 24 | | | 133 | 9 | 5.43 | 1.66 | 104 | 7.1 | 1.6 | FB | ●●● | 6.14 | 1.64 | 6.8 | 1.6 | 9 | 17 | -5 | 15 | 7.1 | 6 | 3 | 8/1 | 0 | W | 64 | 5 | 7 | 6 | 3/4 | 0 | L | 29 | 5 | 11 | 7 | 4/3 | 1 | L | 24 |
| Oswalt | HOU | 24 | 1 | | 160 | 11 | 3.55 | 1.34 | 119 | 6.7 | 2.5 | GB | ●●● | 3.65 | 1.14 | 9.1 | 6.3 | -3 | 15 | 25 | 17 | 6 | 4 | 1 | 5/1 | 1 | W | 39 | 7 | 3 | 0 | 10/1 | 0 | W | 66 | 6 | 7 | 1 | 4/0 | 0 | W | 50 |
| Owings | ARI | 18 | 2 | | 99 | 5 | 4.91 | 1.49 | 65 | 5.9 | 1.7 | FB | | 5.21 | 1.53 | 5.7 | 1.5 | DNP | 2 | -3 | 6 | 6 | 4 | 1 | 4/2 | 0 | | 45 | 3 | 6 | 4 | 2/2 | 0 | | 0 | 4 | 4 | 2 | 3/3 | 0 | | 0 |
| Peavy | SD | 22 | | | 145 | 11 | 2.30 | 1.07 | 154 | 9.6 | 3.8 | | ●● | 2.77 | 1.12 | 10.0 | 4.1 | DNP | 6 | 21 | 25 | 7 | 3 | 0 | 10/1 | 0 | W | 66 | 7 | 4 | 1 | 8/2 | 0 | W | 60 | 6 | 9 | 4 | 6/2 | 1 | L | 37 |
| Penny | LAN | 23 | | | 149 | 13 | 2.66 | 1.20 | 104 | 6.3 | 2.2 | GB | ●●● | 3.62 | 1.24 | 6.1 | 1.7 | DNP | 34 | 12 | 4 | 7 | 6 | 3 | 5/0 | 0 | L | 65 | 6 | 6 | 3 | 1/5 | 0 | L | 33 | 6 | 5 | 3 | 3/3 | 0 | W | 41 |
| Perez Ol | NYN | 19 | | | 120 | 10 | 3.00 | 1.18 | 119 | 8.9 | 2.5 | FBX | ●●● | 2.49 | 1.26 | 12.1 | 3.4 | 15 | 19 | 12 | 19 | 6 | 5 | 4 | 11/3 | 1 | W | 41 | 6 | 5 | 0 | 9/1 | 1 | L | 44 | 7.1 | 6 | 1 | 8/3 | 1 | W | 43 |
| Petit | ARI | 7 | | | 38 | 2 | 4.23 | 1.28 | 28 | 6.6 | 2.2 | FB | ● | 5.14 | 1.38 | 5.1 | 1.7 | DNP | 19 | -2 | -2 | 4.1 | 5 | 5 | 4/4 | 2 | L | 0 | 5.2 | 6 | 5 | 1/0 | 0 | | 35 | 6 | 3 | 0 | 5/0 | 0 | W | 51 |
| Pineiro | STL | 1 | 31 | | 39 | 1 | 5.31 | 1.64 | 22 | 5.1 | 1.4 | GBX | | 6.23 | 1.73 | 6.2 | 2.0 | 0 | 2 | DNP | -2 | 5 | 7 | 4 | 2/2 | 1 | L | 24 | | | | | | | | | | | | | | |
| Redding | WAS | 6 | | | 37 | 1 | 2.43 | 1.30 | 21 | 5.1 | 1.5 | FB | | 1.73 | 1.35 | 6.6 | 1.7 | DNP | 5 | 8 | 8 | 6.1 | 7 | 1 | 8/2 | 0 | | 50 | 6 | 5 | 1 | 8/4 | 0 | | 45 | 6.2 | 5 | 0 | 1/2 | 0 | | 41 |
| Reyes An | STL | 14 | | | 76 | 1 | 6.07 | 1.35 | 54 | 6.4 | 1.9 | FB | ● | 4.09 | 0.91 | 6.5 | 2.0 | DNP | DNP | 16 | 2 | 5 | 4 | 3 | 4/3 | 0 | | 32 | 6 | 2 | 2 | 4/1 | 1 | W | 37 | 5 | 2 | 2 | 3/2 | 1 | L | 25 |
| Reyes Jo- | ATL | 5 | | | 22 | 0 | 8.72 | 1.94 | 7 | 2.9 | 0.5 | FB | | 7.71 | 1.82 | 2.9 | 0.5 | DNP | 1 | -6 | -4 | 3 | 4 | 4 | 1/4 | 2 | | 0 | 4 | 7 | 7 | 2/2 | 3 | | 0 | 5.1 | 3 | 1 | 3/4 | 0 | | 29 |
| Rodriguez W | HOU | 21 | | | 124 | 7 | 4.72 | 1.30 | 107 | 7.8 | 3.0 | | ● | 9.31 | 1.91 | 7.9 | 1.7 | -8 | 3 | 17 | -6 | 4 | 6 | 8 | 4/5 | 1 | L | 0 | 7 | 5 | 1 | 5/2 | 0 | W | 58 | 5 | 7 | 4 | 6/1 | 0 | L | 38 |
| Sampson | HOU | 19 | 1 | | 117 | 7 | 4.53 | 1.34 | 47 | 3.6 | 1.8 | | ● | 6.32 | 1.47 | 1.7 | ### | DNP | 14 | -3 | -6 | 4 | 9 | 5 | 0/0 | 2 | L | 0 | 5 | 8 | 4 | 0/0 | 0 | L | 34 | 6.2 | 6 | 2 | 3/0 | 2 | W | 30 |
| Smoltz | ATL | 21 | | | 133 | 10 | 3.04 | 1.25 | 122 | 8.2 | 4.1 | | ● | 2.93 | 1.30 | 8.5 | 3.3 | DNP | 14 | 22 | 0 | 6.2 | 9 | 5 | 5/4 | 1 | L | 31 | 7 | 7 | 3 | 6/0 | 1 | | 53 | 7 | 7 | 1 | 4/2 | 0 | W | 57 |
| Snell | PIT | 22 | | | 143 | 7 | 3.91 | 1.30 | 117 | 7.4 | 2.8 | | | 8.31 | 1.85 | 8.3 | 2.7 | 0 | 4 | 3 | -6 | 5 | 10 | 6 | 2/3 | 1 | L | 22 | 6 | 6 | 3 | 7/3 | 0 | L | 46 | 4 | 10 | 6 | 5/0 | 1 | L | 0 |
| Sosa J | NYN | 14 | 4 | | 87 | 7 | 4.26 | 1.29 | 49 | 5.1 | 1.5 | FB | | 5.24 | 1.52 | 4.4 | 1.1 | DNP | -1 | -2 | 6 | 6 | 9 | 5 | 3/3 | 2 | L | 23 | 4 | 8 | 6 | 1/1 | 1 | L | 0 | 6 | 5 | 2 | 4/2 | 0 | L | 45 |
| Suppan | MIL | 24 | | | 145 | 8 | 4.84 | 1.52 | 73 | 4.5 | 1.4 | | | 4.18 | 1.61 | 3.9 | 1.2 | 5 | -1 | -5 | 5 | 5.2 | 5 | 1 | 3/1 | 0 | | 35 | 6.1 | 6 | 2 | 0/2 | 0 | | 40 | 5 | 10 | 5 | 1/2 | 0 | L | 31 |
| Tomko | LAN | 12 | 18 | | 89 | 2 | 5.56 | 1.57 | 70 | 7.1 | 2.1 | FB | ● | 3.68 | 1.41 | 4.5 | 1.1 | 14 | 6 | -1 | -1 | 5 | 5 | 3 | 1/3 | 0 | L | 29 | 6 | 7 | 5 | 4/4 | 2 | L | 22 | 6 | 5 | 0 | 3/1 | 0 | | 46 |
| Vanden Hurk | FLA | 10 | 1 | | 49 | 3 | 6.75 | 1.76 | 47 | 8.6 | 1.6 | FBX | ● | 4.43 | 1.82 | 6.6 | 1.2 | DNP | 19 | -7 | 3 | 4.1 | 4 | 2 | 5/3 | 0 | | 0 | 5 | 8 | 6 | 1/5 | 3 | | 9 | 6 | 7 | 2 | 3/2 | 1 | | 34 |
| Vargas C | MIL | 19 | 2 | 1 | 105 | 9 | 4.78 | 1.48 | 89 | 7.6 | 2.1 | FBX | ●●● | 5.82 | 1.43 | 6.6 | 2.3 | DNP | 25 | 19 | -6 | 2.2 | 5 | 7 | 2/2 | 2 | L | 0 | 8 | 9 | 2 | 8/1 | 0 | W | 70 | 6 | 5 | 3 | 4/1 | 0 | W | 47 |
| Wainwright | STL | 22 | | | 134 | 10 | 4.35 | 1.51 | 88 | 5.9 | 1.8 | GB | ●●● | 3.38 | 1.44 | 8.2 | 3.2 | 18 | 19 | 1 | 18 | 7 | 8 | 3 | 7/3 | 0 | | 56 | 6 | 8 | 2 | 3/1 | 0 | W | 46 | 5 | 9 | 6 | 7/1 | 0 | L | 39 |
| Webb | ARI | 24 | | | 167 | 11 | 2.92 | 1.24 | 145 | 7.8 | 2.6 | GBX | ●●● | 1.26 | 1.12 | 8.3 | 4.1 | 6 | 6 | 20 | 41 | 9 | 7 | 0 | 4/0 | 0 | W | 94 | 7 | 3 | 0 | 7/2 | 0 | W | 59 | 7 | 6 | 0 | 8/3 | 0 | W | 57 |
| Wells D | SD | 21 | | | 115 | 5 | 5.18 | 1.55 | 62 | 4.9 | 1.9 | | ● | 9.64 | 2.04 | 3.4 | 0.9 | DNP | 6 | -8 | -3 | 5.1 | 9 | 5 | 2/1 | 0 | | 34 | 3 | 7 | 7 | 2/4 | 3 | L | 0 | 4.1 | 7 | 7 | 1/2 | 3 | L | 0 |
| Wells K | STL | 20 | 4 | | 119 | 4 | 5.58 | 1.60 | 89 | 6.7 | 1.5 | GB | ● | 4.39 | 1.80 | 6.1 | 1.4 | -7 | 20 | 1 | 2 | 6 | 6 | 2 | 4/5 | 0 | | 37 | 5 | 11 | 5 | 7/2 | 0 | | 37 | 6.2 | 8 | 2 | 2/3 | 0 | L | 39 |
| Williams W | HOU | 23 | 1 | | 139 | 5 | 5.37 | 1.42 | 69 | 4.5 | 1.9 | FB | ● | 5.54 | 1.31 | 3.8 | 5.5 | DNP | 19 | 0 | -6 | 5 | 13 | 7 | 2/0 | 2 | | 20 | 6 | 8 | 5 | 4/2 | 1 | L | 35 | 8 | 5 | 0 | 3/0 | 0 | W | 72 |
| Willis | FLA | 24 | | | 141 | 7 | 4.91 | 1.62 | 95 | 6.1 | 1.6 | GB | | 5.74 | 1.95 | 5.1 | 1.4 | -5 | -6 | 4 | 4 | 6.1 | 6 | 3 | 5/1 | 0 | L | 49 | 7 | 7 | 1 | 2/3 | 0 | | 51 | 6.2 | 9 | 4 | 4/2 | 1 | L | 35 |
| Youman | PIT | 6 | | | 34 | 2 | 4.76 | 1.53 | 15 | 4.0 | 1.2 | FBX | | 5.73 | 1.59 | 4.9 | 1.2 | DNP | 6 | -5 | 1 | 5 | 5 | 3 | 3/3 | 0 | | 31 | 4 | 8 | 6 | 3/3 | 0 | L | 0 | 8 | 4 | 1 | 3/2 | 0 | L | 68 |
| Zambrano C | CHN | 24 | | | 155 | 14 | 3.42 | 1.25 | 133 | 7.7 | 1.8 | | ●●●● | 0.89 | 1.05 | 7.7 | 1.4 | 20 | 16 | 36 | 4 | 5 | 2 | 1 | 5/7 | 1 | | 19 | 7.1 | 2 | 0 | 6/3 | 0 | W | 55 | 6.1 | 5 | 2 | 5/3 | 0 | W | 43 |
| Zito | SF | 22 | 1 | | 128 | 8 | 5.08 | 1.47 | 86 | 6.1 | 1.4 | FB | ●● | 5.87 | 1.57 | 7.8 | 2.5 | DNP | 18 | -5 | 16 | 5.2 | 7 | 1 | 5/2 | 0 | W | 35 | 4 | 8 | 6 | 3/4 | 1 | | 0 | 5.1 | 8 | 7 | 4/2 | 2 | L | 18 |

*Glossary: SO = Save Opportunities. Pts = calculated points (W=10, Sv=10, IP=1, K=1, ER=-1, H=-0.5, BB=-0.5). Type = GB (favoring ground balls), GBX (extreme GB), FB (favoring fly balls), FBX (extreme FB), or empty (no pronounced tendency).*

# NL Reliever

For the purposes of this page, a pitcher qualifies as a reliever if he did not start a game last week.

**Reverse Text** indicates favorable numbers.

| | Player | Thr | Role | | | Season-to-Date | | | | | | | | Last Four Weeks | | | | | Pts by Week | | | | Last Three Appearances | | | | | | | | | | | | | | |
|---|---|---|---|---|---|---|---|---|---|---|---|---|---|---|---|---|---|---|---|---|---|---|---|---|---|---|---|---|---|---|---|---|---|---|---|---|---|
| | | | GS | GR | SO | IP | Sv | ERA | WHIP | K | K/9 | K/BB | Type | Saves | ERA | WHIP | K/9 | K/BB | 4/2 | 4/9 | 4/16 | 4/23 | Game State | 1 2 3 | BF | Dec | Game State | 1 2 3 | BF | Dec | Game State | 1 2 3 | BF | Dec |
| ARI | Cruz Ju | R | | 37 | | 43 | 0 | 3.38 | 1.41 | 58 | 12.2 | 2.4 | FB | | 3.72 | 1.45 | 14.0 | 2.1 | 2 | 20 | 12 | -2 | 7th, 0 out, +6 | ◇◇◇ | 5 | | 7th, 0 out, +4 | ◇◇◇ | 6 | | 10th, 0 out, = | ◇◇◇ | 3 | W |
| | Gonzalez Ed | R | 8 | 14 | | 69 | 0 | 5.35 | 1.29 | 50 | 6.5 | 3.1 | FB | | 5.63 | 1.00 | 4.5 | ### | 0 | 2 | 10 | 0 | 8th, 0 out, -10 | ◇◇◇ | 5 | | 7th, 0 out, -12 | ◇◇◇ | 9 | | 10th, 0 out, = | ◇◇◇ | 6 | W |
| | Kennedy J | L | 16 | 11 | 1 | 101 | 0 | 4.37 | 1.55 | 42 | 3.7 | 0.9 | GB | | 3.60 | 1.70 | 3.6 | 0.8 | -1 | 0 | 12 | -1 | 8th, 0 out, -3 | ◇◇◇ | 5 | | 8th, 2 out, -3 | ◈◇◈ | 3 | | 5th, 0 out, -6 | ◇◇◇ | 8 | |
| | Lyon | R | | 50 | 5 | 52 | 2 | 2.79 | 1.24 | 27 | 4.7 | 1.8 | | | 4.66 | 1.14 | 5.6 | 6.0 | 11 | 2 | 4 | -2 | 8th, 1 out, +4 | ◈◈◇ | 4 | Hld | 8th, 0 out, +4 | ◇◇◇ | 3 | | 7th, 0 out, +1 | ◇◇◇ | 6 | Hld |
| | Pena Tony | R | | 52 | 3 | 64 | 1 | 1.98 | 0.91 | 44 | 6.2 | 2.4 | | | 1.29 | 0.79 | 7.7 | 4.0 | 0 | 18 | 17 | 3 | 7th, 1 out, +2 | ◇◇◇ | 6 | Hld | 11th, 0 out, +4 | ◇◇◇ | 3 | | 9th, 0 out, +4 | ◇◇◇ | 4 | |
| | Valverde | R | | 46 | 38 | 45 | 33 | 2.80 | 1.04 | 54 | 10.8 | 3.2 | FBX | ◖◖◖◖◖◖◖ | 2.70 | 0.70 | 14.4 | 5.3 | 11 | 37 | 12 | 39 | 9th, 0 out, +1 | ◇◇◇ | 3 | Sv | 9th, 0 out, +1 | ◇◇◇ | 3 | Sv | 9th, 0 out, +3 | ◇◈◇ | 8 | W |
| ATL | Cormier L | R | 2 | 1 | | 9 | 0 | 15.58 | 2.88 | 5 | 5.2 | 0.6 | GBX | | 18.00 | 4.00 | 9.0 | 1.0 | DNP | DNP | DNP | -2 | 9th, 0 out, -6 | ◇◇◇ | 6 | | | | | | | | | |
| | Devine | R | | 4 | | 4 | 0 | 2.25 | 1.75 | 4 | 9.0 | 2.0 | GBX | | 4.50 | 2.50 | 9.0 | 1.0 | DNP | -2 | DNP | 2 | 8th, 0 out, -6 | ◇◇◇ | 5 | | 4th, 0 out, -4 | ◇◇◇ | 6 | | 8th, 0 out, -3 | ◇◇◇ | 3 | |
| | Dotel | R | | 28 | 15 | 26 | 11 | 4.78 | 1.52 | 33 | 11.3 | 2.8 | FB | ◖◖◖ | 7.56 | 1.68 | 11.9 | 2.8 | 11 | 12 | 11 | 0 | 7th, 0 out, +1 | ◇◇◇ | 5 | | 8th, 0 out, +6 | ◇◇◇ | 5 | | 7th, 0 out, +4 | ◇◇◇ | 3 | |
| | Mahay | L | | 30 | 1 | 43 | 1 | 2.72 | 1.37 | 35 | 7.3 | 1.5 | GB | ◖ | 3.65 | 1.62 | 8.0 | 2.2 | -2 | 29 | -4 | 3 | 10th, 0 out, = | ◇◇◇ | 14 | | 8th, 0 out, +9 | ◇◇◇ | 4 | | 6th, 1 out, -5 | ◈◇◈ | 6 | |
| | Moylan | R | | 48 | 1 | 60 | 1 | 1.94 | 1.06 | 42 | 6.3 | 1.9 | GBX | | 1.32 | 0.88 | 6.6 | 2.5 | 1 | 0 | 16 | 7 | 4th, 0 out, -2 | ◇◇◇ | 6 | | 6th, 0 out, +1 | ◇◇◇ | 4 | Hld | 8th, 0 out, = | ◇◇◇ | 3 | |
| | Soriano R | R | | 51 | 8 | 50 | 5 | 3.81 | 0.97 | 44 | 8.0 | 3.7 | FBX | | 7.36 | 1.45 | 8.2 | 2.5 | -1 | -4 | 5 | 2 | 8th, 0 out, = | ◇◇◇ | 4 | | 8th, 1 out, +2 | ◇◇◇ | 2 | Hld | 8th, 0 out, +4 | ◇◇◇ | 7 | |
| | Villarreal | R | | 41 | 1 | 63 | 0 | 3.69 | 1.25 | 56 | 8.0 | 2.4 | GB | | 3.45 | 1.15 | 6.9 | 2.0 | 1 | 4 | 4 | 13 | 10th, 0 out, = | ◇◇◇ | 3 | W | 13th, 0 out, = | ◇◇◇ | 10 | L | 6th, 0 out, +6 | ◇◇◇ | 9 | |
| | Wickman | R | | 44 | 23 | 39 | 18 | 3.89 | 1.45 | 33 | 7.6 | 2.1 | | ◖◖ | 0.96 | 0.86 | 7.7 | 2.7 | 14 | 2 | 10 | 16 | 9th, 0 out, = | ◇◇◇ | 5 | | 9th, 0 out, +2 | ◇◇◇ | 4 | Sv | 9th, 0 out, = | ◇◇◇ | 3 | |
| | Yates | R | | 54 | 3 | 48 | 2 | 4.91 | 1.43 | 48 | 9.1 | 1.9 | | ◖ | 8.68 | 2.04 | 9.6 | 1.3 | -3 | -3 | 9 | 6 | 6th, 0 out, = | ◈◇◈ | 5 | | 7th, 2 out, -6 | ◇◇◇ | 1 | | 6th, 0 out, +2 | ◇◇◇ | 3 | Hld |
| CHN | Dempster | R | | 40 | 19 | 42 | 17 | 3.89 | 1.30 | 39 | 8.4 | 1.9 | GB | ◖ | 6.43 | 2.71 | 7.7 | 0.9 | DNP | 1 | 10 | 6 | 9th, 0 out, -4 | ◇◇◇ | 5 | | 9th, 0 out, = | ◇◇◇ | 9 | L | 9th, 0 out, = | ◇◇◇ | 6 | W |
| | Eyre S | L | | 34 | 4 | 36 | 0 | 5.45 | 2.06 | 33 | 8.2 | 1.1 | | | 0.00 | 1.74 | 8.5 | 0.8 | -1 | 1 | 0 | 5 | 6th, 1 out, -4 | ◈◇◇ | 5 | | 6th, 0 out, -2 | ◇◇◇ | 4 | | 5th, 2 out, = | ◈◈◇ | 5 | |
| | Howry | R | | 52 | 11 | 55 | 7 | 3.95 | 1.28 | 46 | 7.6 | 3.5 | FB | ◖◖◖ | 1.46 | 0.89 | 9.5 | 13.0 | 13 | 28 | -1 | 7 | 9th, 0 out, +4 | ◇◇◇ | 3 | | 8th, 0 out, = | ◇◇◇ | 5 | | 8th, 0 out, = | ◇◇◇ | 3 | |
| | Marmol | R | | 36 | 1 | 42 | 1 | 1.71 | 1.10 | 58 | 12.4 | 2.9 | FBX | | 3.21 | 1.29 | 11.6 | 1.8 | 4 | 1 | 3 | 8 | 8th, 2 out, +4 | ◈◇◇ | 2 | | 6th, 0 out, -1 | ◇◇◇ | 9 | | 7th, 0 out, = | ◇◇◇ | 3 | |
| | Ohman | L | | 47 | 1 | 32 | 1 | 5.06 | 1.56 | 31 | 8.7 | 2.4 | FB | | 9.00 | 2.33 | 4.5 | 1.0 | 0 | -3 | 2 | -5 | 8th, 0 out, -2 | ◇◇◇ | 5 | | 9th, 0 out, -1 | ◇◇◇ | 7 | | 7th, 0 out, +2 | ◇◇◇ | 3 | Hld |
| | Wood K | R | | 1 | | 1 | 0 | 0.00 | 1.00 | 1 | 9.0 | ### | ### | | 0.00 | 1.00 | 9.0 | ### | DNP | DNP | DNP | 1 | 7th, 0 out, -4 | ◇◇◇ | 4 | | | | | | | | | |
| | Wuertz | R | | 52 | | 51 | 0 | 3.33 | 1.36 | 50 | 8.8 | 2.1 | | | 3.09 | 1.54 | 11.6 | 2.5 | 12 | 4 | 2 | 4 | 8th, 1 out, -3 | ◈◈◈ | 3 | | 7th, 0 out, -2 | ◇◇◇ | 9 | | 6th, 0 out, -4 | ◇◇◇ | 8 | |
| CIN | Burton | R | | 23 | | 20 | 0 | 3.54 | 1.48 | 19 | 8.4 | 1.2 | | | 2.31 | 1.46 | 7.7 | 1.1 | 0 | 4 | 19 | 15 | 8th, 1 out, -1 | ◈◇◇ | 7 | W | 7th, 0 out, +8 | ◇◇◇ | 3 | | 8th, 0 out, -3 | ◇◇◇ | 4 | |
| | Coffey | R | | 48 | 3 | 45 | 0 | 6.04 | 1.75 | 36 | 7.3 | 2.1 | GBX | | 10.61 | 2.14 | 7.7 | 1.6 | 0 | 5 | 1 | -1 | 6th, 1 out, +3 | ◈◇◇ | 4 | Hld | 4th, 1 out, -1 | ◇◈◈ | 3 | | 5th, 0 out, -2 | ◇◈◇ | 11 | |
| | Coutlangus | L | | 57 | 2 | 37 | 0 | 3.93 | 1.53 | 32 | 7.9 | 1.3 | | | 2.70 | 1.95 | 6.8 | 0.7 | 0 | -2 | 1 | 2 | 9th, 0 out, +10 | ◇◇◇ | 5 | | 8th, 0 out, -5 | ◇◇◇ | 4 | | 7th, 2 out, -2 | ◈◇◇ | 2 | |
| | Gosling | L | | 14 | 1 | 21 | 0 | 4.35 | 2.13 | 23 | 10.0 | 1.2 | | | 3.77 | 1.88 | 8.2 | 1.2 | 0 | 15 | 1 | 0 | 6th, 2 out, +1 | ◈◈◇ | 5 | | 2nd, 2 out, -7 | ◇◇◇ | 9 | | 2nd, 0 out, -2 | ◇◇◇ | 18 | |
| | Santos | R | | 29 | | 44 | 0 | 4.50 | 1.43 | 36 | 7.4 | 1.8 | GB | | 1.35 | 1.05 | 8.1 | 3.0 | DNP | DNP | 5 | 2 | 5th, 0 out, -3 | ◇◇◇ | 15 | | 7th, 1 out, -4 | ◇◇◇ | 7 | | 6th, 0 out, -5 | ◇◇◇ | 6 | |
| | Stanton | L | | 50 | 2 | 39 | 0 | 5.03 | 1.60 | 27 | 6.2 | 1.9 | FB | | 7.84 | 1.94 | 5.2 | 1.0 | -3 | -3 | -1 | 1 | 7th, 0 out, -1 | ◈◈◇ | 6 | | 8th, 0 out, +8 | ◇◇◇ | 3 | | 7th, 0 out, -5 | ◇◇◇ | 3 | |
| | Weathers | R | | 47 | 26 | 56 | 21 | 3.40 | 1.13 | 41 | 6.6 | 2.7 | FB | ◖◖◖◖ | 3.86 | 1.37 | 5.4 | 2.3 | 1 | 21 | 22 | 10 | 10th, 0 out, +2 | ◇◇◇ | 4 | Sv | 8th, 0 out, -4 | ◇◇◇ | 4 | | 8th, 2 out, +2 | ◇◈◇ | 8 | W |
| COL | Affeldt | L | | 52 | 3 | 44 | 0 | 2.68 | 1.24 | 33 | 6.8 | 1.5 | GB | | 3.52 | 1.57 | 7.0 | 3.0 | -2 | 2 | 0 | 2 | 6th, 1 out, = | ◇◈◇ | 4 | | 7th, 0 out, +6 | ◇◇◇ | 3 | | 7th, 2 out, +3 | ◈◇◈ | 5 | Hld |
| | Buchholz | R | 8 | 19 | | 70 | 0 | 4.91 | 1.39 | 44 | 5.7 | 3.1 | | | 6.52 | 1.86 | 8.4 | 4.5 | DNP | 0 | 8 | 4 | 10th, 0 out, = | ◇◇◇ | 4 | L | 6th, 0 out, -6 | ◇◇◇ | 7 | | 6th, 1 out, -1 | ◈◈◇ | 2 | |
| | Corpas | R | | 54 | 10 | 52 | 8 | 2.24 | 1.11 | 44 | 7.6 | 2.8 | GBX | ◖◖◖◖◖◖◖ | 0.96 | 0.75 | 10.6 | 5.5 | 1 | 38 | 23 | 22 | 9th, 0 out, +1 | ◇◇◇ | 3 | Sv | 9th, 0 out, +3 | ◇◇◇ | 3 | Sv | 9th, 2 out, +4 | ◈◈◇ | 3 | Sv |
| | Hawkins | R | | 37 | 4 | 34 | 0 | 3.97 | 1.47 | 18 | 4.8 | 1.5 | GBX | | 3.72 | 1.86 | 4.7 | 0.8 | 0 | 10 | -2 | 11 | 7th, 0 out, = | ◇◇◇ | 3 | | 7th, 0 out, -1 | ◇◇◇ | 5 | W | 7th, 0 out, +5 | ◇◇◇ | 4 | |
| | Herges | R | | 13 | | 14 | 0 | 4.50 | 1.43 | 8 | 5.1 | 1.6 | GBX | | 3.00 | 1.11 | 4.0 | 2.0 | 2 | 0 | -1 | 3 | 8th, 0 out, -2 | ◇◇◇ | 4 | | 9th, 0 out, +8 | ◇◇◇ | 5 | | 6th, 0 out, -2 | ◈◇◈ | 7 | |
| | Julio | R | | 42 | 4 | 39 | 0 | 5.26 | 1.63 | 29 | 6.6 | 1.3 | GB | | 3.38 | 1.13 | 8.4 | 2.5 | 1 | -2 | 4 | 6 | 8th, 0 out, = | ◇◇◇ | 6 | | 8th, 0 out, +1 | ◇◇◇ | 4 | Hld | 8th, 2 out, +3 | ◇◈◇ | 1 | Hld |
| | Ramirez R | R | | 21 | | 16 | 0 | 8.82 | 1.59 | 14 | 7.7 | 2.3 | FB | | 4.50 | 1.75 | 9.0 | 1.3 | DNP | 1 | -1 | 2 | 5th, 2 out, -5 | ◈◇◈ | 2 | | 8th, 0 out, +6 | ◇◇◇ | 4 | | 8th, 0 out, -2 | ◇◇◇ | 4 | |
| FLA | Benitez | R | | 46 | 14 | 43 | 9 | 5.48 | 1.55 | 44 | 9.3 | 1.8 | FBX | | 8.10 | 1.60 | 9.9 | 2.2 | 2 | -2 | 0 | 3 | 7th, 0 out, -1 | ◇◇◇ | 3 | | 8th, 0 out, +1 | ◇◇◇ | 5 | L | 8th, 0 out, +2 | ◇◇◇ | 4 | Hld |
| | Gardner | R | | 38 | 1 | 45 | 1 | 2.60 | 1.31 | 34 | 6.8 | 2.6 | FB | | 0.69 | 0.46 | 8.3 | 6.0 | 1 | 9 | 4 | 16 | 12th, 0 out, = | ◇◇◇ | 3 | W | 9th, 0 out, -1 | ◇◇◇ | 3 | | 6th, 0 out, -3 | ◇◇◇ | 9 | |
| | Gregg | R | | 54 | 25 | 62 | 23 | 3.19 | 1.23 | 59 | 8.6 | 2.0 | FBX | ◖◖◖◖◖ | 3.97 | 1.32 | 10.3 | 3.3 | 24 | 4 | 10 | 23 | 9th, 0 out, +1 | ◇◇◇ | 4 | Sv | 9th, 0 out, = | ◇◇◇ | 6 | | 9th, 0 out, +2 | ◇◇◇ | 7 | Sv |
| | Lindstrom | R | | 48 | 1 | 44 | 0 | 4.06 | 1.44 | 44 | 8.9 | 2.8 | | | 5.63 | 1.75 | 14.6 | 6.5 | 1 | 4 | -3 | 6 | 8th, 1 out, +4 | ◈◇◇ | 4 | | 7th, 1 out, -1 | ◇◈◇ | 2 | | 5th, 2 out, +1 | ◈◇◈ | 4 | |
| | Martinez C | R | | 1 | | 1 | 0 | 18.00 | 2.00 | 1 | 9.0 | ### | FBX | | 18.00 | 2.00 | 9.0 | ### | DNP | DNP | DNP | -1 | 9th, 0 out, -4 | ◇◇◇ | 5 | | | | | | | | | |
| | Miller Ju | R | | 38 | 1 | 39 | 0 | 2.56 | 1.11 | 39 | 9.1 | 2.6 | FB | | 2.84 | 1.26 | 8.5 | 1.7 | 3 | 3 | 2 | 3 | 11th, 0 out, = | ◇◇◇ | 3 | | 8th, 0 out, -1 | ◇◇◇ | 8 | | 7th, 0 out, +1 | ◇◇◇ | 4 | Hld |
| | Tankersley | L | | 42 | 2 | 30 | 0 | 5.04 | 1.52 | 27 | 8.0 | 1.4 | FB | | 0.00 | 0.82 | 13.5 | 3.7 | DNP | 4 | 5 | 5 | 8th, 0 out, = | ◇◇◇ | 4 | | 7th, 0 out, +2 | ◇◇◇ | 3 | Hld | 7th, 2 out, +1 | ◈◇◇ | 2 | Hld |
| HOU | Borkowski | R | | 41 | 2 | 49 | 0 | 5.29 | 1.62 | 43 | 7.8 | 1.8 | | | 7.50 | 2.08 | 8.3 | 1.8 | 4 | 1 | -6 | 0 | 7th, 0 out, +1 | ◇◇◇ | 6 | Hld | 6th, 0 out, -2 | ◇◇◇ | 9 | | 5th, 0 out, -4 | ◇◇◇ | 9 | |
| | Lidge | R | | 44 | 10 | 45 | 6 | 2.78 | 1.26 | 60 | 11.9 | 3.0 | FB | ◖◖◖◖◖◖ | 4.22 | 1.22 | 13.5 | 4.0 | 3 | 41 | 31 | -1 | 12th, 0 out, +2 | ◇◇◇ | 6 | | 8th, 0 out, -4 | ◇◇◇ | 8 | | 9th, 0 out, +2 | ◇◇◇ | 4 | Sv |
| | McLemore | L | | 11 | 1 | 15 | 0 | 4.30 | 1.77 | 18 | 11.0 | 3.6 | FBX | | 2.16 | 1.44 | 9.7 | 4.5 | DNP | DNP | -1 | 20 | 7th, 0 out, -4 | ◇◇◇ | 9 | | 8th, 0 out, = | ◇◇◇ | 6 | | 13th, 0 out, = | ◇◇◇ | 5 | W |
| | Miller T | L | | 57 | 3 | 32 | 1 | 4.73 | 1.52 | 35 | 9.7 | 1.9 | FBX | | 0.00 | 0.52 | 8.4 | 9.0 | 0 | 3 | 5 | 6 | 7th, 1 out, = | ◇◇◇ | 2 | | 8th, 0 out, +4 | ◇◇◇ | 3 | | 11th, 0 out, = | ◇◇◇ | 5 | |
| | Moehler | R | | 27 | 1 | 39 | 1 | 5.35 | 1.55 | 27 | 6.3 | 2.5 | GBX | ◖ | 4.26 | 1.11 | 7.1 | 5.0 | DNP | DNP | -1 | 15 | 9th, 0 out, +6 | ◇◇◇ | 3 | | 14th, 0 out, +1 | ◇◇◇ | 3 | Sv | 8th, 0 out, -9 | ◇◇◇ | 4 | |
| | Qualls | R | | 55 | 5 | 56 | 2 | 3.36 | 1.33 | 53 | 8.5 | 3.1 | GBX | | 0.73 | 0.89 | 6.6 | 4.5 | 2 | 1 | 14 | 5 | 10th, 0 out, = | ◇◇◇ | 3 | | 8th, 0 out, = | ◇◇◇ | 10 | | 7th, 0 out, -4 | ◇◇◇ | 4 | |
| | Randolph | L | | 7 | | 7 | 0 | 12.86 | 2.86 | 12 | 15.4 | 1.3 | FBX | | 3.86 | 1.71 | 7.7 | 0.7 | DNP | DNP | DNP | 1 | 5th, 1 out, -2 | ◈◇◇ | 5 | | 11th, 0 out, = | ◇◇◇ | 7 | L | 8th, 0 out, -2 | ◇◇◇ | 5 | |
| LAN | Beimel | L | | 56 | 1 | 48 | 1 | 3.97 | 1.22 | 27 | 5.1 | 1.7 | | | 3.97 | 1.41 | 5.6 | 1.8 | 4 | -1 | -2 | 3 | 9th, 0 out, -1 | ◇◇◇ | 4 | | 7th, 1 out, -3 | ◈◇◈ | 2 | | 7th, 0 out, -2 | ◇◇◇ | 4 | |
| | Broxton | R | | 56 | 5 | 56 | 2 | 2.56 | 1.21 | 67 | 10.7 | 3.0 | GB | ◖ | 1.59 | 1.24 | 11.9 | 7.5 | 2 | 20 | 2 | 12 | 8th, 0 out, -2 | ◇◇◇ | 4 | | 8th, 2 out, -1 | ◈◇◇ | 1 | | 8th, 0 out, -1 | ◇◇◇ | 6 | W |
| | Hernandez Ro | R | | 36 | 1 | 34 | 0 | 5.61 | 1.72 | 20 | 5.3 | 1.1 | | | 3.52 | 1.17 | 2.3 | 1.0 | DNP | -2 | 2 | 1 | 9th, 0 out, -3 | ◇◇◇ | 3 | | 9th, 0 out, -2 | ◇◇◇ | 6 | | 7th, 1 out, -5 | ◈◈◇ | 3 | |
| | Houlton | R | | 10 | | 16 | 0 | 5.17 | 1.28 | 10 | 5.7 | 2.0 | FBX | | 7.00 | 1.33 | 7.0 | 7.0 | DNP | 2 | 1 | -1 | 6th, 0 out, -5 | ◇◇◇ | 5 | | 5th, 0 out, -1 | ◈◇◇ | 6 | L | 10th, 0 out, = | ◇◇◇ | 6 | L |
| | Proctor | R | | 55 | 4 | 58 | 0 | 3.72 | 1.48 | 40 | 6.2 | 1.3 | FBX | | 4.35 | 2.13 | 5.2 | 0.8 | -1 | 8 | -2 | 3 | 8th, 0 out, -3 | ◇◇◇ | 7 | | 6th, 0 out, -2 | ◇◇◇ | 7 | | 7th, 2 out, -1 | ◈◇◇ | 0 | |
| | Saito | R | | 42 | 30 | 43 | 27 | 1.48 | 0.75 | 49 | 10.3 | 8.2 | | ◖◖◖◖ | 1.50 | 1.00 | 3.0 | 1.0 | 10 | 10 | 11 | 12 | 9th, 0 out, -1 | ◇◇◇ | 5 | | 9th, 0 out, +2 | ◇◇◇ | 3 | Sv | 9th, 0 out, +1 | ◇◇◇ | 4 | Sv |
| | Seanez | R | | 51 | 3 | 51 | 1 | 4.03 | 1.38 | 50 | 8.8 | 2.9 | FBX | ◖ | 7.36 | 1.55 | 7.4 | 1.8 | 12 | 9 | -3 | 3 | 7th, 0 out, -6 | ◇◇◇ | 4 | | 8th, 0 out, -3 | ◇◇◇ | 4 | | 8th, 0 out, -2 | ◇◇◇ | 5 | |
| MIL | Cordero F | R | | 49 | 40 | 47 | 34 | 3.28 | 1.16 | 61 | 11.8 | 3.6 | FB | ◖◖◖◖◖◖◖ | 4.50 | 1.42 | 9.0 | 2.4 | 13 | 37 | 3 | 25 | 9th, 0 out, +3 | ◇◇◇ | 8 | | 9th, 0 out, +1 | ◇◇◇ | 3 | Sv | 9th, 0 out, +1 | ◇◇◇ | 3 | Sv |
| | Linebrink | R | | 48 | 7 | 49 | 1 | 3.49 | 1.20 | 31 | 5.7 | 1.9 | FB | | 7.45 | 1.66 | 8.4 | 1.8 | -1 | 9 | -2 | 6 | 8th, 0 out, +5 | ◇◈◈ | 3 | | 7th, 0 out, -1 | ◇◇◇ | 3 | | 7th, 0 out, +1 | ◇◇◇ | 6 | Hld |
| | Parra | L | 1 | 4 | | 16 | 0 | 2.87 | 1.21 | 15 | 8.6 | 3.0 | FB | | 2.87 | 1.21 | 8.6 | 3.0 | DNP | 4 | 4 | 7 | 11th, 0 out, = | ◇◇◇ | 7 | L | 3rd, 2 out, -2 | ◇◇◇ | 25 | | 8th, 0 out, +3 | ◇◇◇ | 5 | Hld |
| | Shouse | L | | 50 | 3 | 34 | 1 | 1.87 | 0.89 | 18 | 4.8 | 1.8 | GBX | | 0.00 | 0.32 | 6.6 | 4.5 | 1 | 6 | 5 | 5 | 6th, 2 out, +5 | ◈◇◈ | 1 | | 6th, 0 out, -4 | ◇◈◇ | 3 | | 7th, 2 out, +1 | ◇◇◇ | 1 | Hld |
| | Spurling | R | | 33 | | 36 | 0 | 4.71 | 1.54 | 23 | 5.7 | 2.3 | GB | | 9.35 | 1.62 | 5.2 | 2.5 | 2 | -8 | 3 | -1 | 9th, 0 out, -5 | ◇◇◇ | 7 | | 10th, 2 out, = | ◇◇◈ | 8 | | 8th, 0 out, -3 | ◇◇◇ | 4 | |
| | Turnbow | R | | 56 | 4 | 50 | 1 | 3.96 | 1.22 | 64 | 11.5 | 2.5 | | | 5.56 | 1.68 | 12.7 | 2.0 | 12 | 3 | -3 | 18 | 10th, 0 out, = | ◇◇◇ | 4 | | 8th, 0 out, -1 | ◇◇◇ | 4 | W | 8th, 0 out, +1 | ◇◇◇ | 4 | Hld |
| | Villanueva | R | 1 | 46 | 1 | 73 | 0 | 4.07 | 1.32 | 70 | 8.6 | 2.1 | FBX | | 9.95 | 1.89 | 10.7 | 1.5 | -2 | 1 | 2 | -1 | 7th, 0 out, +5 | ◇◇◇ | 5 | | 7th, 0 out, -2 | ◇◇◇ | 7 | | 7th, 1 out, -1 | ◈◈◈ | 2 | |
| NYN | Heilman | R | | 53 | 3 | 57 | 0 | 3.47 | 1.02 | 41 | 6.5 | 4.1 | FB | | 2.45 | 0.75 | 6.1 | 10.0 | 3 | 1 | 10 | -1 | 7th, 2 out, +2 | ◇◈◇ | 1 | Hld | 7th, 0 out, +1 | ◈◇◇ | 5 | Hld | 8th, 0 out, +2 | ◇◇◇ | 3 | Hld |
| | Mota | R | | 29 | 1 | 35 | 0 | 5.09 | 1.25 | 28 | 7.1 | 3.5 | | | 2.63 | 0.95 | 5.9 | 4.5 | 0 | 5 | 3 | 13 | 7th, 1 out, +4 | ◇◈◇ | 1 | | 8th, 0 out, = | ◇◇◇ | 4 | W | 7th, 0 out, +3 | ◇◇◇ | 6 | Hld |
| | Schoeneweis | L | | 47 | 1 | 40 | 0 | 5.36 | 1.66 | 26 | 5.8 | 1.1 | GBX | | 6.00 | 1.00 | 9.0 | 6.0 | 2 | 2 | -1 | 1 | 8th, 0 out, -4 | ◇◇◇ | 3 | | 6th, 0 out, +2 | ◇◇◇ | 4 | Hld | 7th, 0 out, -3 | ◇◇◇ | 4 | |
| | Sele | R | | 24 | | 42 | 0 | 4.07 | 1.69 | 25 | 5.4 | 1.4 | | | 2.89 | 1.50 | 3.9 | 2.0 | DNP | 12 | DNP | 1 | 3rd, 2 out, -6 | ◈◈◇ | 12 | | 9th, 0 out, +9 | ◇◇◇ | 4 | | 11th, 0 out, = | ◇◈◇ | 10 | L |
| | Sosa J | R | 14 | 4 | | 87 | 0 | 4.26 | 1.29 | 49 | 5.1 | 1.5 | FB | | 5.24 | 1.52 | 4.4 | 1.1 | DNP | -1 | -2 | 6 | 8th, 0 out, +4 | ◇◇◇ | 4 | | 7th, 0 out, -4 | ◇◇◇ | 4 | | 6th, 2 out, +2 | ◈◇◈ | 10 | Hld |
| | Wagner B | L | | 46 | 26 | 48 | 25 | 1.30 | 0.89 | 58 | 10.8 | 4.8 | FB | ◖◖◖◖◖◖◖◖ | 0.00 | 0.80 | 6.3 | 3.5 | 33 | 25 | 22 | 12 | 9th, 0 out, +5 | ◇◇◇ | 4 | | 9th, 0 out, +4 | ◇◇◇ | 4 | | 9th, 0 out, +3 | ◇◇◇ | 5 | Sv |
| PHI | Alfonseca | R | | 42 | 11 | 39 | 8 | 4.12 | 1.65 | 16 | 3.7 | 1.1 | GBX | ◖◖ | 5.40 | 1.60 | 7.2 | 1.3 | 1 | 10 | 8 | 2 | 6th, 0 out, = | ◇◇◇ | 5 | | 8th, 2 out, +2 | ◇◇◈ | 1 | Hld | 9th, 0 out, +2 | ◇◇◇ | 4 | Hld |
| | Condrey | R | | 20 | | 26 | 0 | 5.88 | 1.69 | 16 | 5.5 | 1.5 | GBX | | 2.35 | 1.57 | 4.7 | 1.3 | 2 | -2 | 13 | 0 | 5th, 1 out, -6 | ◇◈◇ | 8 | | 12th, 0 out, = | ◇◇◇ | 11 | W | 9th, 0 out, +8 | ◇◇◇ | 4 | |
| | Durbin J | R | 4 | 5 | | 33 | 0 | 6.55 | 1.82 | 20 | 5.5 | 1.1 | | | 3.75 | 1.50 | 4.1 | 0.8 | -2 | 32 | 8 | 8 | 2nd, 0 out, +3 | ◇◇◇ | 15 | W | 9th, 0 out, +11 | ◇◇◇ | 6 | | 10th, 0 out, = | ◇◇◇ | 9 | L |
| | Geary | R | | 40 | 3 | 44 | 0 | 5.28 | 1.58 | 28 | 5.7 | 1.4 | | | 5.06 | 2.06 | 6.8 | 1.0 | DNP | DNP | DNP | 0 | 7th, 0 out, -5 | ◇◇◇ | 7 | | 5th, 0 out, +3 | ◇◇◇ | 9 | | 6th, 1 out, -2 | ◈◇◇ | 9 | |
| | Gordon T | R | | 15 | 9 | 15 | 5 | 4.70 | 1.50 | 14 | 8.2 | 2.8 | | | 4.50 | 1.17 | 4.5 | 3.0 | DNP | 1 | 3 | -3 | 8th, 0 out, +1 | ◇◇◇ | 5 | L | 8th, 0 out, +2 | ◇◇◇ | 6 | Hld | 7th, 0 out, +5 | ◇◇◇ | 4 | |
| | Mesa | R | | 39 | 1 | 36 | 1 | 5.80 | 1.43 | 16 | 4.0 | 0.9 | | ◖ | 0.00 | 0.84 | 2.5 | 0.6 | 1 | 1 | 3 | 12 | 11th, 0 out, +2 | ◇◇◇ | 6 | Sv | 7th, 0 out, = | ◇◇◇ | 4 | | 8th, 0 out, -4 | ◇◇◇ | 3 | |
| | Myers B | R | 3 | 23 | 8 | 41 | 7 | 5.09 | 1.40 | 55 | 12.2 | 2.8 | FB | ◖ | 1.93 | 0.86 | 7.7 | 2.0 | DNP | DNP | 1 | 24 | 9th, 2 out, = | ◈◇◇ | 5 | W | 9th, 0 out, +4 | ◇◇◇ | 3 | | 9th, 0 out, = | ◇◇◇ | 4 | L |
| | Romero | L | | 41 | 1 | 32 | 1 | 2.27 | 1.80 | 23 | 6.5 | 0.8 | GBX | | 1.04 | 1.50 | 8.3 | 0.8 | -2 | 5 | 2 | 3 | 9th, 0 out, = | ◇◇◇ | 3 | | 8th, 0 out, -1 | ◇◇◇ | 3 | | 6th, 2 out, +2 | ◇◈◇ | 4 | Hld |
| PIT | Capps | R | | 54 | 11 | 56 | 9 | 2.57 | 1.04 | 41 | 6.6 | 3.7 | FBX | | 4.05 | 1.05 | 9.5 | 7.0 | DNP | 3 | 3 | 0 | 9th, 0 out, +1 | ◇◇◇ | 6 | L | 9th, 1 out, = | ◇◇◇ | 2 | | 9th, 0 out, +14 | ◇◇◇ | 4 | |
| | Chacon | R | 4 | 39 | 5 | 78 | 1 | 3.91 | 1.46 | 66 | 7.6 | 1.7 | | | 5.91 | 1.78 | 9.3 | 1.2 | -2 | 6 | -1 | 0 | 8th, 0 out, +1 | ◇◇◇ | 4 | | 7th, 0 out, +1 | ◇◇◇ | 6 | | 8th, 0 out, -2 | ◇◇◇ | 4 | |
| | Grabow | L | | 41 | 1 | 33 | 1 | 4.59 | 1.59 | 32 | 8.6 | 2.5 | | | 3.18 | 1.41 | 11.1 | 7.0 | -4 | 5 | 6 | 5 | 7th, 1 out, +2 | ◇◈◇ | 2 | Hld | 6th, 0 out, -3 | ◇◇◇ | 6 | | 7th, 1 out, +7 | ◈◇◇ | 2 | |
| | Kuwata | R | | 17 | | 20 | 0 | 7.20 | 1.65 | 12 | 5.4 | 0.9 | | | 7.04 | 2.22 | 4.7 | 0.6 | DNP | -1 | -3 | 0 | 6th, 0 out, = | ◇◇◇ | 6 | | 5th, 0 out, +1 | ◈◈◈ | 12 | | 5th, 0 out, -3 | ◇◇◇ | 4 | |
| | Marte D | L | | 45 | | 35 | 0 | 1.30 | 0.95 | 39 | 10.1 | 3.3 | | | 0.00 | 0.72 | 9.7 | 4.5 | 1 | 4 | 3 | 5 | 8th, 1 out, = | ◇◇◈ | 3 | | 8th, 0 out, +7 | ◇◇◇ | 4 | | 7th, 0 out, -2 | ◇◇◇ | 4 | |
| | Torres | R | | 40 | 18 | 39 | 12 | 4.62 | 1.31 | 32 | 7.4 | 2.1 | GB | | 3.27 | 1.18 | 5.7 | 1.4 | -2 | 3 | 3 | 12 | 10th, 0 out, -2 | ◇◇◇ | 3 | | 10th, 0 out, = | ◇◇◇ | 8 | W | 7th, 0 out, -1 | ◇◇◇ | 6 | |
| SD | Bell H | R | | 55 | 3 | 63 | 0 | 2.42 | 1.01 | 66 | 9.4 | 3.7 | GBX | | 4.97 | 1.50 | 9.2 | 3.3 | -5 | 3 | 19 | 10 | 8th, 0 out, +2 | ◇◇◇ | 3 | Hld | 8th, 0 out, = | ◇◇◇ | 4 | | 10th, 0 out, = | ◇◇◇ | 4 | W |
| | Brocail | R | | 41 | | 49 | 0 | 4.01 | 1.20 | 28 | 5.1 | 1.6 | FB | | 6.59 | 1.39 | 4.6 | 1.4 | 3 | -8 | 11 | 13 | 6th, 2 out, = | ◇◇◇ | 3 | W | 6th, 0 out, = | ◇◇◇ | 3 | | 6th, 1 out, -3 | ◈◇◈ | 5 | |
| | Cameron K | R | | 31 | | 40 | 0 | 0.90 | 1.33 | 37 | 8.3 | 1.5 | GBX | | 2.53 | 1.69 | 11.0 | 2.2 | DNP | 6 | 0 | 5 | 7th, 0 out, = | ◇◇◇ | 3 | | 8th, 0 out, -3 | ◇◇◇ | 4 | | 9th, 2 out, -4 | ◈◈◈ | 1 | |
| | Hampson | L | | 21 | | 34 | 0 | 2.62 | 1.31 | 18 | 4.7 | 1.6 | | | 3.86 | 1.57 | 5.1 | 2.0 | DNP | DNP | -2 | 4 | 7th, 0 out, +2 | ◇◇◇ | 3 | Hld | 5th, 2 out, -1 | ◈◈◇ | 1 | | 8th, 0 out, -4 | ◇◇◇ | 9 | |
| | Hoffman | R | | 42 | 31 | 40 | 29 | 2.03 | 0.80 | 26 | 5.9 | 2.9 | FBX | ◖◖◖◖ | 2.57 | 1.00 | 7.7 | 2.0 | DNP | 25 | 11 | 11 | 9th, 0 out, +3 | ◇◇◇ | 6 | Sv | 9th, 0 out, = | ◇◇◇ | 3 | | 9th, 0 out, = | ◇◇◇ | 4 | |
| | Ledezma | L | | 37 | 2 | 48 | 0 | 5.06 | 1.73 | 35 | 6.6 | 1.1 | FB | | 5.06 | 1.88 | 10.1 | 1.5 | DNP | -1 | -2 | 5 | 10th, 0 out, = | ◇◇◇ | 8 | | 9th, 0 out, +11 | ◇◇◇ | 3 | | 11th, 0 out, = | ◇◇◇ | 1 | L |
| | Meredith | R | | 53 | 3 | 54 | 0 | 4.17 | 1.48 | 40 | 6.7 | 3.6 | GBX | | 5.25 | 1.67 | 5.3 | 3.5 | 0 | -4 | 1 | 14 | 12th, 0 out, = | ◇◇◇ | 3 | W | 7th, 1 out, -1 | ◇◈◈ | 3 | | 8th, 0 out, +10 | ◇◇◇ | 3 | |
| SF | Chulk | R | | 49 | 2 | 44 | 0 | 3.89 | 1.34 | 29 | 5.9 | 2.2 | FBX | | 8.10 | 2.00 | 7.2 | 2.0 | -6 | 3 | 14 | -4 | 6th, 0 out, = | ◇◇◇ | 6 | L | 8th, 1 out, +3 | ◇◈◈ | 4 | | 8th, 0 out, +3 | ◇◇◇ | 3 | Hld |
| | Correia | R | | 46 | 2 | 51 | 0 | 3.86 | 1.40 | 43 | 7.5 | 1.7 | FB | | 3.46 | 1.46 | 8.3 | 1.7 | 0 | -2 | 5 | 6 | 9th, 1 out, = | ◇◇◇ | 6 | | 6th, 2 out, +2 | ◈◇◇ | 4 | Hld | 6th, 2 out, +2 | ◈◇◈ | 4 | Hld |
| | Hennessey | R | | 44 | 11 | 46 | 9 | 3.33 | 1.20 | 32 | 6.3 | 2.7 | GB | ◖◖◖◖ | 1.86 | 1.24 | 8.4 | 2.3 | 2 | 11 | 25 | 12 | 8th, 0 out, -2 | ◇◇◇ | 5 | | 8th, 1 out, +3 | ◈◈◈ | 6 | Hld | 9th, 0 out, +2 | ◇◇◇ | 3 | Sv |
| | Kline | L | | 47 | 2 | 35 | 2 | 3.12 | 1.50 | 12 | 3.1 | 0.9 | GB | ◖ | 1.08 | 1.20 | 5.4 | 1.7 | 2 | 1 | 2 | 11 | 6th, 2 out, -2 | ◈◈◇ | 1 | | 9th, 0 out, = | ◇◇◇ | 1 | | 9th, 2 out, = | ◈◇◈ | 1 | |
| | Messenger | R | | 48 | 3 | 54 | 1 | 2.83 | 1.48 | 27 | 4.5 | 1.5 | | | 5.11 | 1.86 | 3.6 | 1.0 | 2 | 2 | -2 | -5 | 11th, 1 out, = | ◈◈◇ | 6 | L | 9th, 0 out, = | ◇◇◇ | 4 | | 8th, 0 out, +2 | ◈◇◈ | 5 | L |
| | Sanchez J | L | | 27 | | 33 | 0 | 4.05 | 1.47 | 41 | 11.1 | 2.0 | FB | | 4.32 | 1.56 | 7.6 | 1.8 | DNP | 1 | -1 | 4 | 6th, 0 out, = | ◇◇◇ | 11 | | 7th, 0 out, +5 | ◇◇◇ | 8 | | 13th, 0 out, = | ◇◇◇ | 6 | L |
| | Taschner | L | | 47 | 2 | 37 | 0 | 5.54 | 1.45 | 36 | 8.7 | 1.5 | FBX | | 4.22 | 1.50 | 9.3 | 1.6 | -1 | -2 | 17 | 3 | 4th, 0 out, = | ◇◇◇ | 8 | | 11th, 0 out, = | ◇◇◇ | 3 | | 10th, 0 out, = | ◇◇◇ | 2 | L |
| STL | Flores Ra | L | | 49 | 2 | 39 | 1 | 4.19 | 1.45 | 34 | 7.9 | 3.8 | | | 2.45 | 1.23 | 7.4 | 6.0 | -2 | 3 | 2 | 1 | 8th, 0 out, = | ◇◇◇ | 5 | | 8th, 1 out, = | ◇◇◇ | 2 | | 7th, 1 out, +2 | ◈◈◇ | 1 | Hld |
| | Franklin | R | | 48 | 2 | 57 | 0 | 1.89 | 0.93 | 26 | 4.1 | 3.7 | GB | | 4.15 | 1.31 | 6.2 | 3.0 | 1 | 4 | 17 | -5 | 8th, 0 out, = | ◇◇◇ | 7 | L | 9th, 0 out, = | ◇◇◇ | 4 | L | 7th, 0 out, = | ◇◇◇ | 4 | |
| | Isringhausen | R | | 43 | 23 | 45 | 21 | 1.39 | 0.90 | 40 | 7.9 | 2.5 | GB | ◖◖◖◖ | 0.90 | 0.90 | 9.9 | 3.7 | 2 | 37 | 12 | 14 | 10th, 0 out, = | ◇◇◇ | 4 | | 9th, 0 out, +2 | ◇◇◇ | 4 | Sv | 9th, 0 out, +4 | ◇◇◇ | 3 | |
| | Maroth | L | 19 | 2 | | 110 | 0 | 6.79 | 1.83 | 45 | 3.7 | 1.0 | | | 17.63 | 3.12 | 5.0 | 1.5 | -3 | -12 | -6 | -13 | 6th, 0 out, -4 | ◇◇◇ | 8 | | 7th, 0 out, -7 | ◇◇◇ | 15 | | | | | |
| | Percival | R | | 13 | | 16 | 0 | 2.81 | 0.94 | 17 | 9.6 | 4.3 | FBX | | 3.48 | 1.16 | 11.3 | 6.5 | 3 | 3 | 3 | 3 | 9th, 0 out, = | ◇◇◇ | 4 | | 8th, 2 out, -14 | ◈◇◈ | 1 | | 7th, 0 out, -3 | ◇◇◇ | 6 | |
| | Springer | R | | 51 | | 41 | 0 | 3.05 | 1.09 | 47 | 10.2 | 3.1 | FBX | | 3.48 | 1.26 | 7.8 | 2.3 | 1 | 2 | 15 | -1 | 7th, 0 out, = | ◈◈◈ | 3 | | 6th, 0 out, = | ◇◇◇ | 4 | | 7th, 0 out, +3 | ◇◇◇ | 4 | Hld |
| | Thompson B | R | 13 | 21 | | 104 | 0 | 5.21 | 1.60 | 42 | 3.6 | 1.2 | GB | | 6.43 | 2.14 | 4.7 | 1.1 | -3 | 3 | -5 | -1 | 6th, 2 out, -9 | ◇◈◇ | 7 | | 11th, 0 out, = | ◇◇◇ | 4 | L | 5th, 0 out, -7 | ◇◇◇ | 7 | |
| WAS | Ayala | R | | 18 | | 18 | 0 | 2.50 | 1.11 | 9 | 4.5 | 1.3 | FB | | 1.74 | 1.06 | 4.4 | 0.8 | 0 | 1 | 2 | 2 | 7th, 0 out, = | ◇◇◇ | 6 | | 9th, 0 out, +5 | ◇◇◇ | 5 | | 8th, 0 out, +3 | ◇◇◇ | 4 | Hld |
| | Cordero C | R | | 54 | 30 | 54 | 23 | 2.50 | 1.24 | 41 | 6.8 | 2.2 | FB | ◖◖◖◖◖◖◖◖ | 0.75 | 0.83 | 7.5 | 5.0 | 1 | 48 | 20 | 36 | 9th, 0 out, +3 | ◇◇◇ | 3 | Sv | 9th, 0 out, = | ◇◇◇ | 4 | W | 9th, 0 out, +3 | ◇◇◇ | 3 | Sv |
| | King | L | | 43 | | 28 | 0 | 4.45 | 1.31 | 14 | 4.4 | 1.3 | | | 1.35 | 0.75 | 6.8 | 5.0 | 1 | -2 | 4 | 13 | 8th, 1 out, = | ◈◈◇ | 1 | W | 7th, 1 out, = | ◈◇◇ | 3 | | 8th, 0 out, +5 | ◈◇◇ | 3 | |
| | Rauch | R | | 59 | 7 | 59 | 3 | 3.79 | 1.13 | 45 | 6.8 | 2.8 | FBX | | 3.55 | 1.34 | 4.3 | 1.5 | -1 | 27 | 18 | -1 | 8th, 0 out, +1 | ◇◇◇ | 6 | | 8th, 0 out, +4 | ◇◇◇ | 3 | | 8th, 2 out, +5 | ◇◈◈ | 1 | |
| | Rivera S | R | | 58 | 5 | 67 | 3 | 3.36 | 1.25 | 44 | 5.9 | 1.8 | GB | | 2.60 | 1.56 | 5.2 | 1.1 | 13 | 13 | -1 | 2 | 6th, 0 out, = | ◇◇◇ | 4 | | 6th, 0 out, +4 | ◈◈◇ | 3 | Hld | 9th, 0 out, +4 | ◇◇◇ | 4 | |
| | Schroder | R | | 16 | | 23 | 0 | 1.19 | 1.01 | 17 | 6.8 | 3.4 | FBX | | 0.73 | 1.22 | 6.6 | 1.8 | 2 | 2 | 3 | 3 | 9th, 0 out, +11 | ◇◇◇ | 6 | | 6th, 2 out, +5 | ◈◇◈ | 6 | | 4th, 2 out, -4 | ◈◈◇ | 4 | |
| | Traber | L | 2 | 25 | 1 | 39 | 0 | 4.66 | 1.55 | 27 | 6.3 | 2.1 | GB | | 4.50 | 1.50 | 5.8 | 1.8 | 4 | 0 | -1 | 1 | 7th, 0 out, +9 | ◇◇◇ | 8 | | 3rd, 1 out, -2 | ◈◇◇ | 11 | | 8th, 1 out, -1 | ◈◈◈ | 2 | |

*Glossary: SO = Save Opportunities. Pts = calculated points (W=10, Sv=10, IP=1, K=1, ER=-1, H=-0.5, BB=-0.5). Type = GB (favoring ground balls), GBX (extreme GB), FB (favoring fly balls), FBX (extreme FB), or empty (no pronounced tendency).*

# ML Prospects

**Section Editor** Deric McKamey *deric@heatermagazine.com*
This page follows prospects who could have fantasy value this season. ⦿ indicates a particularly good target.

American League
National League
*Newly called up*

## HITTERS

| | Pos | Name | Age | Club | Level | Year-to-Date G | AB | R | H | 2B | HR | RBI | SB | BB | K | BA | OBA | SLG | Last Week AB | H | HR | RBI | SB | BA | Outlook |
|---|---|---|---|---|---|---|---|---|---|---|---|---|---|---|---|---|---|---|---|---|---|---|---|---|---|
| | C | Clement, Jeff | 23 | SEA | AAA | 100 | 364 | 60 | 95 | 28 | 16 | 57 | 0 | 46 | 72 | .261 | .357 | .486 | 11 | 3 | 0 | 2 | 0 | .273 | |
| | C | Soto, Geovany | 24 | CHN | AAA | 86 | 293 | 51 | 101 | 23 | 19 | 76 | 0 | 39 | 73 | .345 | .417 | .631 | 25 | 11 | 3 | 11 | 0 | .440 | Strong chance to split catching duties with Kendall in Sept |
| ⦿ | 1B | Barton, Daric | 21 | OAK | AAA | 109 | 413 | 66 | 126 | 33 | 6 | 56 | 2 | 60 | 55 | .305 | .398 | .453 | 20 | 4 | 0 | 0 | 0 | .200 | Offers high BA/OBP and should be the starter soon |
| | 1B | Carter, Chris | 24 | ARI | AAA | 112 | 444 | 65 | 148 | 37 | 16 | 71 | 1 | 44 | 56 | .333 | .392 | .534 | 22 | 7 | 1 | 4 | 0 | .318 | Chance to be the D'Backs' primary pinch-hitter in Sept |
| | 1B/C | D'Antona, James | 24 | ARI | AAA | 101 | 367 | 55 | 112 | 32 | 9 | 64 | 3 | 35 | 41 | .305 | .364 | .493 | 21 | 5 | 0 | 1 | 0 | .238 | |
| | 1B/OF | Guzman, Joel | 22 | TB | AAA | 99 | 374 | 39 | 91 | 15 | 16 | 60 | 7 | 20 | 106 | .243 | .281 | .422 | 19 | 3 | 2 | 8 | 0 | .158 | |
| | 1B | Koshansky, Joseph | 24 | COL | AAA | 110 | 408 | 67 | 125 | 25 | 18 | 89 | 4 | 55 | 109 | .306 | .390 | .510 | 21 | 6 | 1 | 4 | 0 | .286 | |
| ⦿ | 1B | Votto, Joey | 23 | CIN | AAA | 107 | 394 | 55 | 116 | 16 | 15 | 66 | 13 | 60 | 85 | .294 | .388 | .459 | 23 | 3 | 1 | 2 | 1 | .130 | CIN likely to move Hatteberg/Conine, creating a spot for him |
| | 2B/3B | Abreu, Tony | 22 | LAN | AAA | 39 | 173 | 35 | 60 | 11 | 2 | 13 | 5 | 12 | 29 | .347 | .397 | .503 | 0 | 0 | 0 | 0 | 0 | .000 | Out of action with an abdominal injury |
| ⦿ | *2B* | *Patterson, Eric* | *24* | *CHN* | *AAA* | *##* | *451* | *85* | *135* | *23* | *14* | *62* | *16* | *43* | *75* | *.299* | *.360* | *.470* | *24* | *8* | *0* | *2* | *2* | *.333* | *Recent call-up to platoon in LF with Murton* |
| | 2B | Duran, German | 22 | TEX | AA | 106 | 389 | 68 | 121 | 25 | 21 | 68 | 11 | 28 | 59 | .311 | .362 | .548 | 22 | 8 | 1 | 3 | 2 | .364 | |
| | 3B | Headley, Chase | 22 | SD | AA | 94 | 341 | 73 | 115 | 30 | 18 | 68 | 1 | 55 | 87 | .337 | .433 | .613 | 21 | 4 | 0 | 0 | 0 | .190 | |
| | 3B | LaRoche, Andy | 23 | LAN | AAA | 64 | 233 | 45 | 72 | 17 | 16 | 43 | 2 | 33 | 33 | .309 | .393 | .597 | 12 | 2 | 1 | 2 | 0 | .167 | |
| | 3B/1B | Moore, Scott | 23 | CHN | AAA | 91 | 287 | 53 | 76 | 18 | 16 | 61 | 4 | 44 | 88 | .265 | .374 | .516 | 0 | 0 | 0 | 0 | 0 | .000 | |
| | 3B | Stewart, Ian | 22 | COL | AAA | 109 | 401 | 70 | 121 | 22 | 15 | 64 | 11 | 49 | 86 | .302 | .379 | .479 | 20 | 3 | 2 | 4 | 0 | .150 | COL might give him playing time once Rox fall out of race |
| | 3B | Wood, Brandon | 22 | LAA | AAA | 86 | 335 | 52 | 87 | 18 | 17 | 63 | 8 | 42 | 91 | .260 | .340 | .472 | 19 | 5 | 1 | 8 | 0 | .263 | Could be the hidden offensive force that LAA is looking for |
| | SS | Bixler, Brian | 24 | PIT | AAA | 105 | 384 | 68 | 111 | 19 | 5 | 46 | 26 | 47 | 96 | .289 | .388 | .424 | 21 | 6 | 0 | 2 | 3 | .286 | |
| ⦿ | *SS/2B* | *Cabrera, Asdrubal* | *21* | *CLE* | *AAA* | *8* | *34* | *6* | *12* | *3* | *0* | *3* | *2* | *2* | *6* | *.353* | *.389* | *.441* | *29* | *11* | *0* | *3* | *2* | *.379* | *Promoted to AAA and could spend Sept as CLE infielder* |
| ⦿ | OF | Ankiel, Rick | 27 | STL | AAA | 99 | 380 | 60 | 103 | 15 | 31 | 86 | 4 | 24 | 85 | .271 | .317 | .571 | 18 | 6 | 0 | 5 | 1 | .333 | PCL leader in HR could see significant time in RF |
| | OF | Balentien, Wladimir | 22 | SEA | AAA | 108 | 417 | 75 | 126 | 22 | 24 | 78 | 14 | 50 | 91 | .302 | .375 | .547 | 22 | 5 | 1 | 4 | 0 | .227 | |
| | OF | Barton, Brian | 24 | CLE | AAA | 1 | 4 | 0 | 1 | 0 | 0 | 0 | 0 | 0 | 0 | .250 | .250 | .250 | 4 | 1 | 0 | 0 | 0 | .250 | Newly promoted to Triple-A |
| | OF | Carroll, Brett | 24 | FLA | AAA | 63 | 233 | 38 | 73 | 15 | 13 | 51 | 0 | 11 | 53 | .313 | .348 | .588 | 12 | 5 | 0 | 2 | 0 | .417 | |
| | OF | Blanco, Gregor | 23 | ATL | AAA | 97 | 355 | 62 | 98 | 15 | 2 | 28 | 18 | 50 | 60 | .276 | .366 | .358 | 4 | 1 | 0 | 2 | 0 | .250 | |
| | OF | Choo, Shin-Soo | 24 | CLE | AAA | 41 | 141 | 19 | 38 | 6 | 1 | 20 | 8 | 16 | 19 | .270 | .344 | .362 | 0 | 0 | 0 | 0 | 0 | .000 | On DL with mild sprain of ligament in left elbow |
| | OF | Ellsbury, Jacoby | 23 | BOS | AAA | 63 | 260 | 48 | 72 | 9 | 1 | 17 | 28 | 26 | 35 | .277 | .352 | .362 | 3 | 3 | 0 | 0 | 1 | #### | Returned Sunday from strained hamstring |
| | OF | Evans, Terry | 25 | LAA | AAA | 96 | 388 | 52 | 124 | 34 | 13 | 62 | 20 | 14 | 98 | .320 | .343 | .528 | 23 | 11 | 0 | 4 | 1 | .478 | Contributes enough offense to earn platoon role as OF/DH |
| | OF | Francisco, Ben | 25 | CLE | AAA | 70 | 277 | 42 | 87 | 21 | 6 | 34 | 17 | 24 | 52 | .314 | .373 | .455 | 29 | 7 | 0 | 0 | 2 | .241 | Held his own in brief debut and will return in platoon role |
| ⦿ | *OF* | *Jones, Adam* | *21* | *SEA* | *AAA* | *##* | *420* | *75* | *132* | *27* | *25* | *84* | *8* | *36* | *##* | *.314* | *.382* | *.586* | *7* | *3* | *1* | *2* | *0* | *.429* | |
| | OF | La Porta, Matt | 22 | MIL | A | 1 | 4 | 1 | 2 | 0 | 0 | 1 | 0 | 0 | 2 | .500 | .500 | 1.250 | 22 | 6 | 1 | 3 | 0 | .273 | |
| ⦿ | OF | Lind, Adam | 23 | TOR | AAA | 26 | 97 | 12 | 28 | 6 | 4 | 16 | 0 | 7 | 26 | .289 | .333 | .495 | 0 | 0 | 0 | 0 | 0 | .000 | |
| | *OF* | *Moss, Brandon* | *23* | *BOS* | *AAA* | *##* | *411* | *56* | *119* | *34* | *13* | *67* | *1* | *51* | *##* | *.290* | *.371* | *.477* | | *NEW TO PAGE* | | | | | |
| | OF | Oeltjen, Trent | 24 | MIN | AAA | 78 | 210 | 23 | 51 | 9 | 2 | 22 | 14 | 9 | 37 | .243 | .312 | .333 | 10 | 0 | 0 | 0 | 1 | .000 | |
| ⦿ | OF | Pie, Felix | 22 | CHN | AAA | 53 | 223 | 50 | 80 | 8 | 9 | 41 | 9 | 19 | 38 | .359 | .407 | .561 | 21 | 8 | 0 | 4 | 0 | .381 | Surprisingly passed over after Soriano injury |
| | OF | Putnam, Danny | 24 | OAK | AAA | 27 | 98 | 5 | 23 | 7 | 0 | 12 | 1 | 6 | 27 | .235 | .306 | .327 | 15 | 4 | 0 | 1 | 0 | .267 | |

## PITCHERS

| | Pos | Name | Age | Club | Level | Year-to-Date W | G | GS | SV | H | R | ER | HR | BB | K | IP | ERA | WHIP | Last Week W | L | IP | ERA | WHIP | Outlook |
|---|---|---|---|---|---|---|---|---|---|---|---|---|---|---|---|---|---|---|---|---|---|---|---|---|
| | RHP | Arredondo, Jose | 23 | LAA | A+ | 1 | 20 | 0 | 4 | 33 | 23 | 19 | 3 | 7 | 25 | 24.2 | 6.93 | 1.62 | 0 | 0 | 2.2 | 6.75 | 1.50 | |
| | RHP | Ascanio, Jose | 21 | ATL | AA | 2 | 37 | 1 | 6 | 61 | 25 | 21 | 1 | 17 | 58 | 70.1 | 2.69 | 1.11 | | NEW TO PAGE | | | | Dynamic stuff, but needs to have more confidence in it |
| ⦿ | RHP | Bailey, Homer | 20 | CIN | AAA | 6 | 12 | 12 | 0 | 49 | 29 | 23 | 4 | 32 | 59 | 67.1 | 3.07 | 1.20 | 0 | 0 | 0.0 | -- | -- | On DL with strained groin, has left team for personal reasons |
| ⦿ | RHP | Blackburn, Nick | 25 | MIN | AAA | 6 | 12 | 12 | 0 | 68 | 25 | 20 | 5 | 8 | 41 | 80.1 | 2.24 | 0.95 | 0 | 0 | 3.0 | 6.00 | 1.00 | Very hittable since ending scoreless-inning streak |
| | RHP | Boyer, Blaine | 25 | ATL | AAA | 2 | 17 | 10 | 2 | 59 | 33 | 31 | 1 | 40 | 48 | 52.2 | 5.30 | 1.88 | 0 | 0 | 0.0 | -- | -- | |
| | RHP | Bullington, Bryan | 26 | PIT | AAA | 10 | 21 | 21 | 0 | 115 | 54 | 51 | 7 | 47 | 69 | 119.0 | 3.86 | 1.36 | 0 | 0 | 12.1 | 2.19 | 1.22 | |
| | RHP | Cherry, Rocky | 27 | CHN | AAA | 2 | 31 | 1 | 4 | 41 | 25 | 24 | 5 | 16 | 44 | 36.2 | 5.89 | 1.55 | | NEW TO PAGE | | | | ERA spiked with CHN, but he opened eyes with his stuff |
| | RHP | Clippard, Tyler | 22 | NYA | AA | 0 | 1 | 1 | 0 | 4 | 3 | 3 | 1 | 2 | 2 | 3.0 | 9.00 | 2.00 | 0 | 0 | 0.0 | -- | -- | |
| | RHP | Day, Dewon | 26 | CHA | AAA | 0 | 6 | 0 | 0 | 4 | 4 | 4 | 0 | 9 | 7 | 5.0 | 7.20 | 2.60 | 0 | 1 | 2.0 | 13.50 | 3.50 | |
| | RHP | Devine, Joey | 23 | ATL | AAA | 1 | 6 | 0 | 0 | 5 | 1 | 1 | 0 | 3 | 10 | 7.1 | 1.23 | 1.09 | 0 | 0 | 2.0 | 0.00 | 0.50 | |
| | RHP | Doyne, Cory | 25 | BAL | AAA | 0 | 42 | 0 | 29 | 23 | 11 | 11 | 0 | 16 | 49 | 44.1 | 2.23 | 0.88 | | NEW TO PAGE | | | | |
| | RHP | Estrada, Paul | 24 | HOU | AAA | 1 | 43 | 0 | 7 | 61 | 40 | 35 | 4 | 38 | 61 | 57.1 | 5.49 | 1.73 | 0 | 0 | 4.2 | 11.57 | 1.93 | |
| ⦿ | LHP | Gonzalez, Gio | 21 | CHA | AA | 7 | 22 | 22 | 0 | 95 | 44 | 40 | 10 | 44 | 148 | 122.1 | 2.94 | 1.14 | 0 | 0 | 7.0 | 1.29 | 0.57 | Ready to take over rotation spot for season's final weeks |
| | RHP | Gronkiewicz, Lee | 28 | TOR | AAA | 1 | 14 | 0 | 2 | 24 | 13 | 9 | 2 | 2 | 28 | 20.1 | 3.98 | 1.28 | 0 | 0 | 4.1 | 6.23 | 1.62 | |
| | RHP | Hernandez, Gabriel | 20 | FLA | AA | 7 | 23 | 23 | 0 | 113 | 64 | 52 | 10 | 48 | 92 | 128.1 | 3.65 | 1.25 | 0 | 1 | 3.1 | 18.90 | 3.30 | |
| ⦿ | RHP | Hochevar, Luke | 23 | KC | AAA | 1 | 5 | 5 | 0 | 28 | 21 | 21 | 7 | 14 | 19 | 26.1 | 7.18 | 1.59 | 0 | 1 | 10.1 | 12.19 | 1.94 | Holding his own in AAA and should get a prompt promotion |
| ⦿ | RHP | Hoey, James | 24 | BAL | AAA | 2 | 19 | 0 | 2 | 15 | 4 | 4 | 1 | 10 | 39 | 26.0 | 1.38 | 0.96 | 0 | 0 | 2.0 | 0.00 | 0.50 | Stands a great chance of gaining saves over final months |
| | LHP | Igawa, Kei | 27 | NYA | AAA | 2 | 5 | 5 | 0 | 32 | 12 | 11 | 4 | 9 | 30 | 30.0 | 3.30 | 1.37 | 0 | 1 | 5.0 | 5.40 | 2.20 | |
| | RHP | Johnson, Jim | 23 | BAL | AAA | 5 | 21 | 20 | 0 | 126 | 59 | 51 | 12 | 37 | 92 | 115.0 | 3.99 | 1.42 | 0 | 1 | 5.0 | 9.00 | 1.60 | |
| | LHP | Miller, Greg | 22 | LAN | AA | 0 | 13 | 3 | 1 | 23 | 19 | 14 | 1 | 28 | 33 | 26.2 | 4.73 | 1.91 | 0 | 1 | 3.0 | 6.00 | 2.33 | |
| | RHP | Niemann, Jeff | 24 | TB | AAA | 11 | 22 | 22 | 0 | 124 | 60 | 50 | 12 | 45 | 108 | 115.1 | 3.90 | 1.47 | 0 | 0 | 0.0 | -- | -- | Suffering from shoulder fatigue, will skip next two starts |
| | LHP | Olson, Garrett | 23 | BAL | AAA | 9 | 21 | 21 | 0 | 92 | 46 | 42 | 11 | 37 | 118 | 126.0 | 3.00 | 1.02 | 1 | 0 | 9.0 | 1.00 | 0.67 | |
| | RHP | Pelfrey, Michael | 23 | NYN | AAA | 3 | 10 | 10 | 0 | 57 | 24 | 23 | 4 | 18 | 41 | 55.2 | 3.72 | 1.35 | 0 | 1 | 7.0 | 2.57 | 1.57 | |
| | LHP | Reyes, Jo-Jo | 22 | ATL | AAA | 2 | 4 | 4 | 0 | 21 | 6 | 4 | 2 | 10 | 27 | 23.0 | 1.57 | 1.35 | | NEW TO PAGE | | | | Should return in Sept and needs to be more efficient |
| | RHP | Rosales, Leonel | 25 | SD | AAA | 1 | 24 | 0 | 14 | 23 | 9 | 9 | 3 | 10 | 27 | 24.2 | 3.28 | 1.34 | 0 | 0 | 0.0 | -- | -- | On DL with fractured bone in throwing hand |
| ⦿ | RHP | Slowey, Kevin | 22 | MIN | AAA | 8 | 14 | 14 | 0 | 75 | 22 | 20 | 4 | 11 | 82 | 97.1 | 1.85 | 0.88 | 0 | 0 | 6.0 | 1.50 | 1.00 | One of several MIN pitching prospects who are pitching well |
| ⦿ | RHP | Volquez, Edinson | 23 | TEX | AAA | 4 | 4 | 4 | 0 | 13 | 7 | 7 | 0 | 13 | 30 | 24.0 | 2.63 | 1.08 | 1 | 0 | 6.0 | 1.50 | 0.67 | Pitching better in second half and will get look in Sept |
| ⦿ | RHP | Weathers, Casey | 22 | COL | A | 0 | 4 | 0 | 0 | 2 | 2 | 2 | 0 | 2 | 8 | 3.2 | 4.91 | 1.09 | 0 | 0 | 2.0 | 0.00 | 0.00 | |

*To find hot hitters who could come back to earth, we can start by looking for unsustainably high BABIP's. Sometimes, though, high hit rates are sustainable, and with more-granular batted-ball data, we can identify those cases. Batters might not be able to dictate where their batted balls travel, but they do have some control over how the batted balls get there. Ground balls usually turn into ground outs, and fly balls often land in an outfielder's glove, but line drives are the ones that find holes. These players, then, are the ones who are legitimately turning more of their batted balls into hits. They might even continue to do so.*
*– Jeff Sackmann*

## MINOR-LEAGUE SPLITS: Hitters' Line-Drive Percentage

| Triple-A | | Double-A | | High-A | |
|---|---|---|---|---|---|
| Tomas De La Rosa (Fresno Grizzlies) | 27.5% | Todd Self (Corpus Christi Hooks) | 25.3% | Steven Tolleson (Fort Myers Miracle) | 24.2% |
| Chad Hermansen (Albuquerque Isotopes) | 27.3% | Chase Headley (San Antonio Missions) | 25.1% | Kala Kaaihue (Myrtle Beach Pelicans) | 24.0% |
| Ryan Mulhern (Buffalo Bisons) | 27.2% | Evan Longoria (Montgomery Biscuits) | 24.5% | Johan Limonta (Hi. Desert Mavericks) | 22.2% |
| Chris Shelton (Toledo Mud Hens) | 26.9% | Jason Pridie (Montgomery Biscuits) | 24.0% | Andrew Jenkins (Jupi. Hammerheads) | 22.2% |
| William Bergolla (Fresno Grizzlies) | 26.2% | Colby Rasmus (Springfield Cardinals) | 23.4% | Dan Nelson (Palm Beach Cardinals) | 21.5% |
| Adam Jones (Tacoma Rainiers) | 25.9% | Matt Tuiasosopo (W. Tenn D'mnd Jaxx) | 23.3% | Allen Craig (Palm Beach Cardinals) | 21.1% |
| J. R. House (Norfolk Tides) | 25.6% | Drew Sutton (Corpus Christi Hooks) | 23.1% | Jeff Kindel (Modesto Nuts) | 20.9% |
| Danny Klassen (Round Rock Express) | 25.5% | Christian Colonel (Tulsa Drillers) | 23.1% | Ryan Khoury (Lancaster JetHawks) | 20.5% |
| Jack Hannahan (Toledo Mud Hens) | 25.4% | Adam Morrissey (Arkansas Travelers) | 23.0% | Kris Harvey (Jupiter Hammerheads) | 20.3% |
| Chris Carter (Tucson Sidewinders) | 25.3% | John Bowker (Connecticut Defenders) | 22.9% | Tony Granadillo (Lancaster JetHawks) | 19.9% |

*Statistics courtesy of Jeff Sackmann. For a wealth of splits for both hitters and pitchers, visit http://www.minorleaguesplits.com.*

**To read more of Deric's work, visit www.BaseballHQ.com ● This week at HQ: Surprises & Disappointments**

# ML The Gauntlet

The top section breaks down each team's remaining games. The middle gives the results to date. The bottom gives the results from last week.

**Games Remaining**

| | | Record | % | GB | All | Hm | Rd | >.550 | >.500 | <.500 | <.450 |
|---|---|---|---|---|---|---|---|---|---|---|---|
| AMERICAN LEAGUE | EAST | | | | | | | | | | |
| | Baltimore | 52-58 | .473 | 15.5 | 52 | 30 | 22 | 16 | 38 | 14 | 14 |
| | Boston | 68-43 | .613 | -- | 51 | 25 | 26 | 7 | 23 | 28 | 12 |
| | New York | 61-50 | .550 | 7.0 | 51 | 23 | 28 | 23 | 33 | 18 | 9 |
| | Tampa Bay | 42-68 | .382 | 25.5 | 52 | 22 | 30 | 26 | 38 | 14 | 3 |
| | Toronto | 56-54 | .509 | 11.5 | 52 | 27 | 25 | 17 | 27 | 25 | 10 |
| | CENTRAL | | | | | | | | | | |
| | Chicago | 52-59 | .468 | 10.0 | 51 | 29 | 22 | 28 | 34 | 17 | 14 |
| | Cleveland | 62-49 | .559 | -- | 51 | 22 | 29 | 17 | 27 | 24 | 12 |
| | Detroit | 61-49 | .555 | 0.5 | 52 | 31 | 21 | 11 | 26 | 26 | 13 |
| | Kansas City | 48-62 | .436 | 13.5 | 52 | 26 | 26 | 15 | 32 | 20 | 6 |
| | Minnesota | 57-53 | .518 | 4.5 | 52 | 23 | 29 | 26 | 26 | 26 | 16 |
| | WEST | | | | | | | | | | |
| | Los Angeles | 64-46 | .582 | -- | 52 | 30 | 22 | 18 | 31 | 21 | 9 |
| | Oakland | 53-59 | .473 | 12.0 | 50 | 22 | 28 | 24 | 30 | 20 | 17 |
| | Seattle | 60-49 | .550 | 3.5 | 53 | 22 | 31 | 15 | 27 | 26 | 11 |
| | Texas | 48-63 | .432 | 16.5 | 51 | 29 | 22 | 16 | 22 | 29 | 9 |

*Games Left vs. Opponent (Home Games)*

| | BAL | BOS | NYA | TB | TOR | CHA | CLE | DET | KC | MIN | LAA | OAK | SEA | TEX |
|---|---|---|---|---|---|---|---|---|---|---|---|---|---|---|
| Baltimore | --- | 10 (7) | 9 (3) | 6 (3) | 9 (3) | | | | 1 (1) | 4 (4) | 3 (3) | | 3 (3) | 7 (3) |
| Boston | 10 (3) | --- | 6 (3) | 12 (6) | 6 (3) | 4 (0) | | | | 4 (4) | 7 (4) | 2 (2) | | |
| New York | 9 (6) | 6 (3) | --- | 6 (3) | 10 (4) | | 3 (0) | 8 (4) | 3 (0) | | 3 (0) | | 3 (3) | |
| Tampa Bay | 6 (3) | 12 (6) | 6 (3) | --- | 6 (3) | 1 (0) | 3 (3) | 4 (0) | | | 3 (0) | 4 (4) | 4 (0) | 3 (0) |
| Toronto | 9 (6) | 6 (3) | 10 (6) | 6 (3) | --- | | | 1 (0) | 4 (0) | | 7 (3) | 6 (3) | 3 (3) | |
| Chicago | | 4 (4) | | 1 (1) | | --- | 9 (6) | 6 (3) | 10 (6) | 6 (3) | 3 (3) | 3 (0) | 6 (3) | 3 (0) |
| Cleveland | | | 3 (3) | 3 (0) | | 9 (3) | --- | 8 (5) | 9 (3) | 7 (3) | 4 (0) | 3 (3) | 5 (2) | |
| Detroit | | | 8 (4) | 4 (4) | 1 (1) | 6 (3) | 8 (3) | --- | 6 (3) | 6 (3) | | 7 (4) | 3 (3) | 3 (3) |
| Kansas City | 1 (0) | | 3 (3) | | 4 (4) | 10 (4) | 9 (6) | 6 (3) | --- | 10 (6) | | 3 (0) | | 6 (0) |
| Minnesota | 4 (0) | 4 (0) | | | | 6 (3) | 7 (4) | 6 (3) | 10 (4) | --- | 3 (0) | | 6 (3) | 6 (6) |
| Los Angeles | 3 (0) | 7 (3) | 3 (3) | 3 (3) | 7 (4) | 3 (0) | 4 (4) | | | 3 (3) | --- | 6 (3) | 7 (4) | 6 (3) |
| Oakland | | 2 (0) | | 4 (0) | 6 (3) | 3 (3) | 3 (0) | 7 (3) | 3 (3) | | 6 (3) | --- | 6 (3) | 10 (4) |
| Seattle | 3 (0) | | 3 (0) | 4 (4) | 3 (0) | 6 (3) | 5 (3) | 3 (0) | | 6 (3) | 7 (3) | 6 (3) | --- | 7 (3) |
| Texas | 7 (4) | | | 3 (3) | | 3 (3) | | 3 (0) | 6 (6) | 6 (0) | 6 (3) | 10 (6) | 7 (4) | --- |

| | Record | % | GB | All | Hm | Rd | >.550 | >.500 | <.500 | <.450 |
|---|---|---|---|---|---|---|---|---|---|---|
| NATIONAL LEAGUE | EAST | | | | | | | | | |
| | Atlanta | 59-53 | .527 | 4.5 | 50 | 22 | 28 | 12 | 25 | 25 | 10 |
| | Florida | 52-60 | .464 | 11.5 | 50 | 23 | 27 | 13 | 34 | 16 | 7 |
| | New York | 63-48 | .568 | -- | 51 | 28 | 23 | | 22 | 29 | 9 |
| | Philadelphia | 58-53 | .523 | 5.0 | 51 | 29 | 22 | 7 | 26 | 25 | 3 |
| | Washington | 51-60 | .459 | 12.0 | 51 | 22 | 29 | 12 | 34 | 17 | 11 |
| | CENTRAL | | | | | | | | | | |
| | Chicago | 58-52 | .527 | 1.0 | 52 | 23 | 29 | 3 | 14 | 38 | 27 |
| | Cincinnati | 47-64 | .423 | 12.5 | 51 | 28 | 23 | 3 | 31 | 20 | 11 |
| | Houston | 48-63 | .432 | 11.5 | 51 | 28 | 23 | 3 | 31 | 20 | 9 |
| | Milwaukee | 60-52 | .536 | -- | 50 | 22 | 28 | 3 | 17 | 33 | 27 |
| | Pittsburgh | 44-64 | .407 | 14.0 | 54 | 24 | 30 | 9 | 32 | 22 | 15 |
| | St. Louis | 50-58 | .463 | 8.0 | 54 | 31 | 23 | 4 | 31 | 23 | 20 |
| | WEST | | | | | | | | | | |
| | Arizona | 63-50 | .558 | -- | 49 | 27 | 22 | | 28 | 21 | 12 |
| | Colorado | 56-54 | .509 | 5.5 | 52 | 30 | 22 | 6 | 36 | 16 | 10 |
| | Los Angeles | 58-53 | .523 | 4.0 | 51 | 22 | 29 | 9 | 32 | 19 | 13 |
| | San Diego | 60-50 | .545 | 1.5 | 52 | 23 | 29 | 10 | 32 | 20 | 16 |
| | San Francisco | 47-62 | .431 | 14.0 | 53 | 29 | 24 | 6 | 33 | 20 | 9 |

| | ATL | FLA | NYN | PHI | WAS | CHN | CIN | HOU | MIL | PIT | STL | ARI | COL | LAN | SD | SF |
|---|---|---|---|---|---|---|---|---|---|---|---|---|---|---|---|---|
| Atlanta | --- | 6 (3) | 9 (3) | 9 (3) | 6 (3) | | 4 (0) | 3 (0) | 4 (4) | | 3 (0) | 3 (3) | | | | 3 (3) |
| Florida | 6 (3) | --- | 10 (4) | 9 (3) | 6 (3) | 3 (3) | 3 (0) | | | | 3 (0) | 3 (3) | 3 (0) | | | 4 (4) |
| New York | 9 (6) | 10 (6) | --- | 7 (3) | 9 (3) | | 3 (0) | 3 (3) | | 3 (0) | 1 (1) | | | 3 (3) | 3 (3) | |
| Philadelphia | 9 (6) | 9 (6) | 7 (4) | --- | 10 (3) | | | | | 3 (0) | 3 (0) | | 4 (4) | 3 (3) | 3 (3) | |
| Washington | 6 (3) | 6 (3) | 9 (6) | 10 (7) | --- | | | 4 (0) | | | | 3 (0) | 3 (0) | 3 (0) | | 7 (3) |
| Chicago | | 3 (0) | | | | --- | 9 (6) | 9 (3) | 3 (3) | 6 (3) | 8 (4) | 3 (0) | 4 (0) | 4 (4) | | 3 (0) |
| Cincinnati | 4 (4) | 3 (3) | 3 (3) | | | 9 (3) | --- | 3 (3) | 9 (3) | 4 (0) | 6 (3) | | | 3 (3) | 3 (3) | 4 (0) |
| Houston | 3 (3) | | 3 (0) | | 4 (4) | 9 (6) | 3 (0) | --- | 9 (6) | 6 (6) | 7 (3) | | | 4 (0) | 3 (0) | |
| Milwaukee | 4 (0) | | | | | 3 (0) | 9 (6) | 9 (3) | --- | 6 (3) | 6 (6) | 3 (0) | 3 (0) | | 4 (4) | 3 (0) |
| Pittsburgh | | | 3 (3) | 3 (3) | | 6 (3) | 4 (4) | 6 (0) | 6 (3) | --- | 7 (3) | 6 (3) | 4 (0) | | 4 (0) | 5 (2) |
| St. Louis | 3 (3) | 3 (3) | 1 (0) | 3 (3) | | 8 (4) | 6 (3) | 7 (4) | 6 (0) | 7 (4) | --- | 3 (0) | | 3 (3) | 4 (4) | |
| Arizona | 3 (0) | 3 (0) | | | 3 (3) | 3 (3) | | | 3 (3) | 6 (3) | 3 (3) | --- | 6 (3) | 6 (3) | 7 (3) | 6 (3) |
| Colorado | | 3 (3) | | 4 (0) | 3 (3) | 4 (4) | | | 3 (3) | 4 (4) | | 6 (3) | --- | 10 (4) | 9 (3) | 6 (3) |
| Los Angeles | | | 3 (0) | 3 (0) | 3 (3) | 4 (0) | 3 (0) | 4 (4) | | | 3 (0) | 6 (3) | 10 (6) | --- | 6 (3) | 6 (3) |
| San Diego | | | 3 (0) | 3 (0) | | | 3 (0) | 3 (3) | 4 (0) | 4 (4) | 4 (0) | 7 (4) | 9 (6) | 6 (3) | --- | 6 (3) |
| San Francisco | 3 (0) | 4 (0) | | | 7 (4) | 3 (3) | 4 (4) | | 3 (3) | 5 (3) | | 6 (3) | 6 (3) | 6 (3) | 6 (3) | --- |

**Win** *Loss* *Outcome (Pitcher of Record)*

| | Monday, Jul. 30 | Tuesday, Jul. 31 | Wednesday, Aug. 1 | Thursday, Aug. 2 | Friday, Aug. 3 | Saturday, Aug. 4 | Sunday, Aug. 5 |
|---|---|---|---|---|---|---|---|
| AMERICAN LEAGUE EAST | | | | | | | |
| Baltimore | | 5-3 at BOS (Bedard) | 4-5 at BOS (Parrish) | 4-7 at BOS (Bell R) | 3-1 at TB (Cabrera D) | 2-9 at TB (Burres) | 11-3 at TB (Bedard) |
| Boston | | 3-5 vs BAL (Beckett) | 5-4 vs BAL (Lopez Ja) | 7-4 vs BAL (Wakefield) | 4-7 at SEA (Timlin) | 4-3 at SEA (Matsuzaka) | 9-2 at SEA (Beckett) |
| New York | | 16-3 vs CHA (Mussina) | 8-1 vs CHA (Pettitte) | 9-13 vs CHA (Karstens) | 7-1 vs KC (Wang) | 16-8 vs KC (Myers M) | 8-5 vs KC (Mussina) |
| Tampa Bay | 5-4 vs TOR (Dohmann) | 0-2 vs TOR (Jackson E) | 6-2 vs TOR (Glover) | | 1-3 vs BAL (Shields J) | 9-2 vs BAL (Kazmir) | 3-11 vs BAL (Sonnanstine) |
| Toronto | 4-5 at TB (Wolfe) | 2-0 at TB (Litsch) | 2-6 at TB (Towers) | | 6-4 vs TEX (Halladay) | 9-5 vs TEX (Marcum) | 4-1 vs TEX (McGowan) |
| AMERICAN LEAGUE CENTRAL | | | | | | | |
| Chicago | | 3-16 at NYA (Contreras) | 1-8 at NYA (Danks) | 13-9 at NYA (Logan B) | 7-4 at DET (Buehrle) | 7-5 at DET (Vazquez J) | 3-1 at DET (Floyd G) |
| Cleveland | | 1-3 vs TEX (Carmona) | 6-9 vs TEX (Lewis J) | 5-0 vs TEX (Westbrook) | 5-2 at MIN (Sabathia) | 2-3 at MIN (Laffey) | 0-1 at MIN (Carmona) |
| Detroit | 5-2 at OAK (Tata) | 3-7 at OAK (Verlander) | 2-3 at OAK (Robertson N) | | 4-7 vs CHA (Miller A) | 5-7 vs CHA (Bonderman) | 1-3 vs CHA (Tata) |
| Kansas City | 1-3 at MIN (Meche) | 3-5 at MIN (de la Rosa) | 5-3 at MIN (Greinke) | | 1-7 at NYA (Perez Od) | 8-16 at NYA (Bale) | 5-8 at NYA (Meche) |
| Minnesota | 3-1 vs KC (Baker S) | 5-3 vs KC (Silva) | 3-5 vs KC (Rincon) | | 2-5 vs CLE (Santana J) | 3-2 vs CLE (Ortiz Ra) | 1-0 vs CLE (Baker S) |
| AMERICAN LEAGUE WEST | | | | | | | |
| Los Angeles | 0-2 at SEA (Escobar K) | 8-0 at SEA (Lackey) | 7-8 at SEA (Speier J) | 6-4 at OAK (Saunders) | 4-8 at OAK (Shields S) | 1-2 at OAK (Escobar K) | 4-3 at OAK (Lackey) |
| Oakland | 2-5 vs DET (Blanton) | 7-3 vs DET (Haren) | 3-2 vs DET (Brown A) | 4-6 vs LAA (Gaudin) | 8-4 vs LAA (Casilla S) | 2-1 vs LAA (Blanton) | 3-4 vs LAA (Calero) |
| Seattle | 2-0 vs LAA (Batista M) | 0-8 vs LAA (Weaver Jef) | 8-7 vs LAA (O'Flaherty) | | 7-4 vs BOS (Green Se) | 3-4 vs BOS (Washburn) | 2-9 vs BOS (Batista M) |
| Texas | | 3-1 at CLE (McCarthy) | 9-6 at CLE (Benoit) | 0-5 at CLE (Gabbard) | 4-6 at TOR (Wright Jam) | 5-9 at TOR (Eyre W) | 1-4 at TOR (McCarthy) |
| NATIONAL LEAGUE EAST | | | | | | | |
| Atlanta | | 12-4 vs HOU (James) | 12-3 vs HOU (Carlyle) | 11-12 vs HOU (Villarreal) | 2-9 vs COL (Smoltz) | 6-4 vs COL (Hudson T) | 6-5 vs COL (Villarreal) |
| Florida | | 3-6 vs COL (Olsen) | 4-3 vs COL (Kim) | 3-4 vs COL (Benitez) | 2-8 vs HOU (Willis) | 6-5 vs HOU (Gardner) | 6-5 vs HOU (Olsen) |
| New York | | 2-4 at MIL (Sele) | 8-5 at MIL (Perez Ol) | 12-4 at MIL (Lawrence) | 6-2 at CHN (Mota) | 2-6 at CHN (Maine) | 8-3 at CHN (Glavine) |
| Philadelphia | 4-1 at CHN (Hamels) | 3-7 at CHN (Eaton) | 4-5 at CHN (Myers B) | 10-6 at CHN (Durbin J) | 1-2 at MIL (Kendrick K) | 5-6 at MIL (Gordon T) | 8-6 at MIL (Myers B) |
| Washington | | 6-3 vs CIN (Chico) | 7-2 vs CIN (Lannan) | 7-3 vs CIN (Bacsik) | 3-2 vs STL (Cordero C) | 12-1 vs STL (Hanrahan) | 6-3 vs STL (King) |
| NATIONAL LEAGUE CENTRAL | | | | | | | |
| Chicago | 1-4 vs PHI (Lilly) | 7-3 vs PHI (Marquis) | 5-4 vs PHI (Dempster) | 6-10 vs PHI (Marshall S) | 2-6 vs NYN (Dempster) | 6-2 vs NYN (Lilly) | 3-8 vs NYN (Marquis) |
| Cincinnati | | 3-6 at WAS (Livingston) | 2-7 at WAS (Arroyo) | 3-7 at WAS (Dumatrait) | 13-4 at PIT (Belisle) | 9-8 at PIT (Burton) | |
| Houston | | 4-12 at ATL (Sampson) | 3-12 at ATL (Rodriguez W) | 12-11 at ATL (McLemore) | 8-2 at FLA (Oswalt) | 5-6 at FLA (Randolph) | 5-6 at FLA (Albers) |
| Milwaukee | | 4-2 vs NYN (Bush) | 5-8 vs NYN (Vargas C) | 4-12 vs NYN (Capuano) | 2-1 vs PHI (Gallardo) | 6-5 vs PHI (Turnbow) | 6-8 vs PHI (Parra) |
| Pittsburgh | | 4-6 vs STL (Maholm) | 15-1 vs STL (Armas Jr.) | 5-4 vs STL (Torres) | 4-13 vs CIN (Snell) | 8-9 vs CIN (Capps) | |
| St. Louis | | 6-4 at PIT (Wainwright) | 1-15 at PIT (Looper) | 4-5 at PIT (Thompson B) | 2-3 at WAS (Franklin) | 1-12 at WAS (Pineiro) | 3-6 at WAS (Franklin) |
| NATIONAL LEAGUE WEST | | | | | | | |
| Arizona | | 4-0 at SD (Webb) | 9-5 at SD (Valverde) | 0-11 at SD (Petit) | 1-0 at LAN (Davis D) | 8-7 at LAN (Hernandez Li) | 3-0 at LAN (Webb) |
| Colorado | | 6-3 at FLA (Cook) | 3-4 at FLA (Fogg) | 4-3 at FLA (Hawkins) | 9-2 at ATL (Francis) | 4-6 at ATL (Jimenez U) | 5-6 at ATL (Buchholz) |
| Los Angeles | | 1-3 vs SF (Penny) | 6-4 vs SF (Broxton) | 2-4 vs SF (Tomko) | 0-1 vs ARI (Billingsley) | 7-8 vs ARI (Lowe D) | 0-3 vs ARI (Penny) |
| San Diego | | 0-4 vs ARI (Germano) | 5-9 vs ARI (Bell H) | 11-0 vs ARI (Peavy) | 4-3 vs SF (Bell H) | 3-2 vs SF (Meredith) | 5-4 vs SF (Brocail) |
| San Francisco | | 3-1 at LAN (Lowry) | 4-6 at LAN (Messenger) | 4-2 at LAN (Zito) | 3-4 at SD (Taschner) | 2-3 at SD (Messenger) | 4-5 at SD (Chulk) |

| | Hitting RS | BA | HR | SB | Pitching RA | ERA | W | Sv |
|---|---|---|---|---|---|---|---|---|
| AMERICAN LEAGUE EAST | | | | | | | | |
| Baltimore | 29 | .273 | 7 | 5 | 28 | 4.59 | 3 | 2 |
| Boston | 32 | .295 | 6 | 4 | 25 | 4.08 | 4 | 2 |
| New York | 64 | .367 | 20 | 4 | 31 | 4.17 | 5 | 1 |
| Tampa Bay | 24 | .278 | 8 | 3 | 24 | 3.70 | 3 | 0 |
| Toronto | 27 | .266 | 2 | 5 | 21 | 3.33 | 4 | 3 |
| AMERICAN LEAGUE CENTRAL | | | | | | | | |
| Chicago | 34 | .299 | 9 | 1 | 43 | 6.92 | 4 | 2 |
| Cleveland | 19 | .245 | 5 | 2 | 18 | 2.55 | 2 | 1 |
| Detroit | 20 | .241 | 2 | 3 | 29 | 4.50 | 1 | 1 |
| Kansas City | 23 | .261 | 6 | 2 | 42 | 7.38 | 1 | 1 |
| Minnesota | 17 | .245 | 1 | 2 | 16 | 2.29 | 4 | 4 |
| AMERICAN LEAGUE WEST | | | | | | | | |
| Los Angeles | 30 | .260 | 10 | 5 | 27 | 3.75 | 3 | 2 |
| Oakland | 29 | .240 | 4 | 2 | 25 | 3.43 | 4 | 2 |
| Seattle | 22 | .292 | 4 | 4 | 32 | 4.74 | 3 | 2 |
| Texas | 22 | .264 | 3 | 3 | 31 | 5.29 | 2 | 2 |
| NATIONAL LEAGUE EAST | | | | | | | | |
| Atlanta | 49 | .339 | 12 | 2 | 37 | 4.65 | 4 | 1 |
| Florida | 24 | .242 | 9 | 8 | 31 | 4.74 | 3 | 2 |
| New York | 38 | .288 | 9 | 12 | 24 | 3.70 | 4 | 1 |
| Philadelphia | 35 | .267 | 10 | 9 | 33 | 4.70 | 3 | 2 |
| Washington | 41 | .360 | 4 | 3 | 14 | 2.33 | 6 | 2 |
| NATIONAL LEAGUE CENTRAL | | | | | | | | |
| Chicago | 30 | .261 | 2 | 5 | 37 | 5.14 | 3 | 0 |
| Cincinnati | 30 | .303 | 9 | 5 | 32 | 6.70 | 2 | 1 |
| Houston | 37 | .225 | 8 | 1 | 49 | 7.06 | 2 | 1 |
| Milwaukee | 27 | .276 | 7 | 2 | 36 | 4.95 | 3 | 2 |
| Pittsburgh | 36 | .325 | 11 | 1 | 33 | 5.81 | 2 | 0 |
| St. Louis | 17 | .266 | 5 | 2 | 45 | 6.92 | 1 | 1 |
| NATIONAL LEAGUE WEST | | | | | | | | |
| Arizona | 25 | .214 | 6 | 3 | 23 | 3.44 | 5 | 2 |
| Colorado | 31 | .275 | 4 | 7 | 24 | 3.44 | 3 | 2 |
| Los Angeles | 16 | .218 | 3 | 5 | 23 | 3.50 | 1 | 1 |
| San Diego | 28 | .237 | 8 | 5 | 22 | 3.30 | 4 | 1 |
| San Francisco | 20 | .219 | 2 | 7 | 21 | 3.13 | 2 | 2 |