



Content

About Us

Product Details

Categories

Free Ebook

- Ultimate Dirty Internet Marketing Tricks

Internet Marketing

- 47 Newbie Marketing Videos
- Article Marketing Videos
- Crash Course Guide To E-Zine Publishing
- eBooks Mastery
- Forum Traffic Secrets
- Google LSI Handbook
- Hub Blue Print
- Install Wizard Pro
- Internet Marketing Lost Secrets
- List Building
- Mailing List Profits
- Membership Mastery
- My List Profits
- Real World Traffic
- Sales Intimidator
- Sales Overload

- Secret Traffic Strategies
- SEO Techniques For Everyday Webmasters
- Traffic Mayhem
- Truth Or Dare
- Video Cash
- Vital Viral
- Web 2.0 Profits Guide
- Web Video Marketing Revealed

Website Management

- cPanel Videos
- Exit Feedback Trapper
- Front Page Minisites
- Instant Audio Streamer
- Instant Video Creator
- Web Audio Buttons

Web Design

- Ecover Pro
- Magic Button
- Power Button
- Premium Templates Pack 1
- Premium Templates Pack 2
- Premium Templates Pack 3
- Premium Templates Pack 4
- Thumb Nail It

Affiliate Marketing

- CPA Explosion
- Install Split Commissions

Google Adwords

- Adwords Video Tutorials

Google Adsense

- Adsense Empire
- Adsense Revenue Exposed

RSS

- A to Z RSS

Blogging

- Advanced Word press Training
- Blog N Ping Tutorial
- Blogging Made Easy
- Blogging101

Scripts

- 12 Webmasters Sticky Scripts
- Instant Membership site creator
- The E-Z Download Protector

FAQ

Contact Us

About Us

EcomApps.com compiles and disseminates ecommerce and Internet Marketing related resources, resources from the newbie point of view, to the advanced marketer, affiliates, business owners who are looking to enhance their website and interact with tools , scripts , ebooks , video tutorials, web templates and other resources. With thousands of such resources available on the Internet today, our mission is to provide everyone with the best centralized collection of ecommerce information and resources in the most convenient fashion.

We provide the biggest collection of quality e-books and tools available on the internet. All the products are bestselling titles that currently sell thousands of copies every day.

The sole purpose of this website is to provide every website owner with the cutting-edge ecommerce and Internet marketing tools needed to grow Internet business successfully, while saving time and money !. Whether you are presently running your own website or just planning to start one, our collection of ecommerce and Internet marketing tools will save your time and money !. We are committed to providing startup websites with the cutting-edge e-books, tools and tactics needed to keep abreast of the ongoing changes within this ever-changing industry.

**Download 50+ High Quality,
Current ,in-demand ecommerce
and Internet Marketing products**

**For Only \$10
(Intro Offer)**





[Click Here To Subscribe to our mailing list](#) And Get a Copy Of Ultimate Dirty Internet Marketing Tricks For

Free

" Finally Revealed Every Sneaky, Underhanded, Sly Internet Marketing Tactic That Can Put More Money Into Your Pocket Just By Making A Few Simple Strategic Changes "

It's a fact. Internet Marketers use "dirty tricks". Although many of them won't admit to the fact. Still, it's the TRUTH! Some of them may not even realize they're using them. And some of them **DO** know. The latter half are the folks that are raking in the cash daily.

What **IS** a "dirty trick"? Well, that's easy. It is a sly method used by people everyday to get a desired reaction out of another person. Or at least that's my take on them. When you think of these words, you may think "rip-off", "unethical", or "illegal".

Let's get one thing straight right off the bat. The tactics discussed in this report are **NOT** illegal. They are **NOT** unethical. They are **NOT** a rip-off.

But they **ARE** a bit on the "crafty" side. Crafty or not, the point is **THEY WORK.** And if you're **NOT USING THEM**, then you're **LOSING MONEY.**

So, why did I call this collection of tactics "Dirty Internet Marketing Tricks" then? Because they are psychologically "sneaky". They scream out. . .

"PAY ATTENTION TO ME RIGHT NOW!"

And boy do they ever get that type of reaction. Whether you consider yourself the most honest person in the world, you still wanted to know what these so called "dirty tricks", didn't you? Maybe to arm yourself against them. Or maybe to even use them yourself. The fact of the matter is, you are here, reading these words right now regardless of the reason. So the title I used WORKED TO GET YOUR ATTENTION AND MAKE YOU TAKE THE ACTION I DESIRED. **And, I suspect, you are about to download a copy of it.**

And really, it's simply a matter of human nature. People always want to know the dirty secrets that others seem to be hiding. Why do you think all those "rag mags" sell so well? Sure, you probably know that most, if not all of the stories published are a load of tripe.

But you still want to read it. Even if it's just to prove to yourself you were **RIGHT** and it's nothing but a pack of filthy **LIES.**

Dirty trick I know. That's the point! And that's just what you're going to learn inside this report. How to do the exact same thing to bring you in more money.

Internet Marketing

47 Newbie Marketing Videos



Description:

Here's a quick run down of exactly what you get –

1. How to choose a domain name that the search engines love and will give you great brand recognition.
2. **Never registered a domain name before? This video will walk you through what to do step by step so you'll be up and running in no time flat!**
3. How to set up your first profit-pulling website so you can start raking in profits in no time flat!

4. **The secret to tapping into the world's prominent online market place for ultimate profit (Best part: you don't need to set up a brick and mortar storefront!)**
5. How to cultivate a crop of customers who are raring' to whip out their credit card and buy from YOU!
6. **The secret to keyword research that 99% of marketing newbie's don't know about (this secrets alone can catapult your traffic to your site to the stratosphere!)**
7. The “ins and outs” to setting up your website for optimum search engine optimization!
8. **...and MORE!**

Filesize:4.93 MB

Filetype:zip

Article Marketing Videos



Description:

In this video series, you will learn what you need to get started, how to take dull and boring private label articles and make them so exciting that you stand out! It doesn't matter if you didn't take writing classes. What matters is you have the drive to succeed.

You'll also learn quick tips to finding profitable affiliate programs that you can promote along with your articles.

Whether you want to build your list, promote your own product or service, or promote someone else's product, then this video series is a "must see" for you.

Here is what you'll learn from these SIX videos in detail:

Getting Started: What is Article Marketing?

Before you get started with anything, it's a good habit to know what it's about. So in this video, you'll learn just that and how Article Marketing can boost your Search Engine Rank and save you time in the long run. Article Marketing is such a great way to get exposure for your product, an affiliate product, or to build your list!

Tools you need before you get started

Before you get started, you will need to know what topic you will be writing on as well as how you will find the content for the articles. It's often the case that writer's block keeps you from knowing what to write on. You often sit and stare at the computer, trying to figure it out. But you'll learn a few methods that will allow you to bypass this by using private label articles and how to find them. You'll also learn what you need to find profitable affiliate programs.

How to Re-Write PLR Articles

As mentioned earlier, PLR Articles give you a foundation to jump over writer's block. Finding private label articles is an easy task, however taking the usual factual and dull articles and adding spice to them is a different task. You see there is a trick to re-writing PLR articles because while you want to re-use these articles, you will want to write them in a way that it represents you as the writer as well...and you'll learn more about that later. So, this is your time to use the exciting article as a preselling tool!

Finding Profitable Affiliate Programs to promote

By now, you realize that the article is used as a preselling method. This means so far you've gained the trust of the reader. If you can find profitable affiliate programs to promote that deal with the subject matter of the article, then you can increase the conversion rates of the reader buying the product. In this video, you'll learn a several step

process to doing just that, along with a few tricks and shortcuts that can keep you ahead of your competition.

Creating a Resource Box

After reading the article, the reader will want more! You've gained their trust by giving them something valuable that will solve their problems. But now they will want to know about you, the writer. Creating a resource box that is short and sweet will allow you to build your credibility as well as drive traffic to your site, your free report, free video, and more. This is where you get the one way back links or traffic to your website. So don't forget to add this part in!

Marketing your Articles

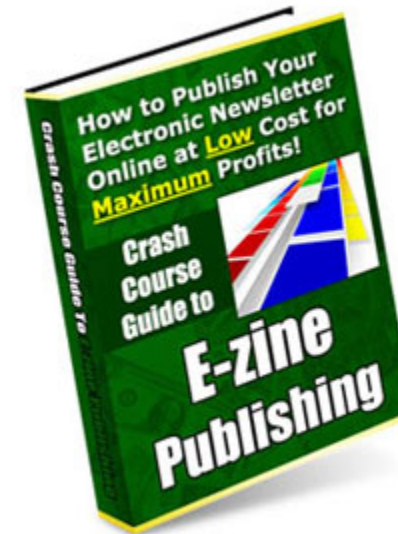
While most of your time should be spent on the marketing end, it doesn't need to take such a long time. In fact submitting your articles to article directories can be very time consuming and there are many sites out there that take articles. Which ones are most effective? We'll talk about Article Marketer, EzineArticles, ArticleDashboard, and much more.

You see some sites allow you to have direct links to affiliates link whereas some shun this idea totally. Knowing all of this beforehand will allow you to be equipped with the knowledge you need to stay ahead.

Grab your copy of this Article Marketing for Newbie's Video Series today before your competitors do. . .

Filesize:122.42 MB
Filetype:zip

Cash Course Guide To E-Zine Publishing !



Description:

Inside this crash course guide, you will quickly discover:

The single most important asset you need to jump start your E-zine Publishing business! No complicated technical or programming knowledge required.

How to quickly search and determine a hot niche or hot topic that will attract droves of visitors to become your subscribers and then ultimately, paying customers!

How to get your E-zine content chalked out quickly! (Hint: You can use this trick even if you DON'T have the fingers to write a word!)

How to quickly and easily set up your online newsletter in less than 24 hours and dress for success and your startup cost can be less than a dinner for two!

Eight (8) lead-sucking strategies you can tap into to bring in droves and droves of subscribers into your E-zine!

How to motivate your existing subscribers to willingly promote your E-zine to their contacts! (This is very vital if you don't want to be stuck at the marketing wheel forever but want it to continue even without your presence!)

How to "legally" get subscribers from other competing E-zines who are in the same niche!

How to squeeze the most benefits from using a very controversial marketing method in building your list of red hot opt-in subscribers!

The places on the web you can convert into lead-sucking gateways for maximum exposure and opt-in!

How to get your subscribers involved in every e-mail or e-zine issue you send!

How to get your subscribers involved in every e-mail or e-zine issue you send!

How to quickly and easily publish your E-zine in a friendly and professional manner. It doesn't matter even if this is your first time doing it (yes, it can be intimidating to some)

How to deal with nasty and unwanted subscribers! (Hint: this is something you don't find written in many books on the same subject - but it'll be responsible for saving you energy and time when it comes to dealing with bad company!)

The three (3) profit-pulling powerhouses you can build into your E-zine!

How to "bribe" your visitors into joining your E-zine (no, it's not just about giving away freebies or Resell Rights products!),

And so much more!

Filesize:666.91 kB

Filetype:zip

eBooks Mastery



Description:

Discover How You Can Create Great Looking e-Books While Profit From Them At The Same Time By Watching These Step-By-Step Video Tutorials This video coaching series come in the form of 11 videos that you view on your computer.

Video #1

This video will walk you through a brief introduction to the software which I'm using to create the e-Books.

Video #2

This video will show you how to insert your own details inside the e-Book.

Video #3

This video will walk you through on how to secure your e-Books.

Video #4

This video will walk you through on how to make your e-Book expire. This is a marketing strategy which can increase your profits.

Video #5

This video will show you how to change the icon of your e-Book to your own preference.

Video #6

This video will walk you through on how to customize your "start-up message" for your viewers to see once they open up your e-Book.

Video #7

This video will walk you through on how to choose the settings of the user-interface for your e-Book. This is the longest section to work on with.

Video #8

This video will walk you through on how to customize your system pages.

Video #9

This video will walk you through on how to prepare for your e-Book files. This step is also very crucial.

Video #10

This video will show you on how to build the e-Book.(Finally!!:-)

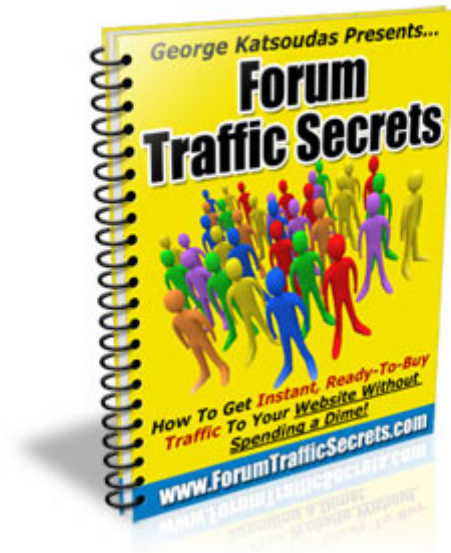
Video #11

This video will walk you through on how to make your e-Books **brand** able so that your affiliates & you can benefit and profit from it.

Filesize:847.31 kB

Filetype:zip

Forum Traffic Secrets



Description:

Here are some of the things you will discover:

Why forums are one of the most overlooked goldmines on the internet...

How to use forums to find out what your market really wants to buy...

How to pick a forum "username" that will help you make more money (short-term AND long-term).

How to set up an effective "signature file" - very few people know how to PROPERLY use signature files...

Techniques to use when you want to promote a product as an affiliate or even as a merchant (when you are promoting your own product).

How to increase the profitability of your signature file by 200%, 300% or even 400% - instantly!

How to use forums to instantly get up to hundreds of backlinks to your sites. Links form big authority sites (like forums) can boost your search engine rankings practically overnight!

How to track your traffic from each individual forum you post on...

How to draw even more attention to your signature file so you drive even more traffic to your offers.

How to earn a living on the internet WITHOUT posting all day on forums. We are all lazy so the last thing we want to do is spend all day posting. It's about working SMART - and NOT hard.

How to really post on forums for maximum effect...

How to create controversy and posts that get many views (without becoming hated :))


How to find the biggest forums in any niche quickly and easily...

A sneaky way to use other members of a forum so they do your "dirty work" for you. Don't worry - it's perfectly legal and ethical.

Filesize:303.01 kB

Filetype:zip

Google LSI Handbook



Description:

"Discover How to Unravel the Mysteries of Google's Search Engine Rankings, and Stay One Step Ahead Of

The Rest In The keywords War!"

You'll Be Able To Dig Deep Into Google's Brain, and Find Out For Yourself What Really Makes Google Tick

When It Visits Your Site. If You're Nowhere To Be Seen On Google, Then You Owe It To Yourself To Keep Reading!

The Google LSI Handbook covers the following topics:

Latent Semantic Indexing and Latent Semantic Analysis:

Differences & Similarities

Latent Semantic Analysis Functionality

The Importance of Latent Semantic Analysis

Latent Semantic Analysis' continued importance

The Future of Keyword-Driven Web Pages

Latent Semantic Indexing and SEO

Latent Semantic Indexing and the Future of Your Website

Latent Semantic Indexing and Search Engine Results

Latent Semantic Indexing Websites

Latent Semantic Indexing and Your Business

Build Your Website using Latent Semantic Analysis

Tips for Effective Keyword Research using LSI

Inbound and Outbound Links for SEO

Filesize:701.78 kB

Filetype:zip

Hub Blue Print



Rss Feeds, Links, Videos and More O My - Lots of cool features that allow you to add your links and build Hot looking Hubs that the Serps will eat and rank...

Filesize:3.16 MB

Filetype:zip

Description:

In the Hub Blueprint: The Ultimate Guide to Hub Pages you will learn how to master hub pages quickly and learn insider tips and secrets. This is great not only for beginners but has excellent tips for advanced users as well...

What can hub pages mean for you?...

Instant Indexing - Hub Pages Get Indexed Very Quickly

Google Loves Hub Pages - Need We Say More?

Easy To Use - Hub Pages Are Pretty Straight Forward, especially with Step By Step Guide

Traffic--Traffic--FREE Traffic - Is there anything better than Free Targeted Traffic?

Install Wizard Pro



Description:

Did you know that a professionally created install program can quickly generate thousands of dollars in repeat and back end sales just for you?

In such a simple way that has the Top Marketing Guru's Chasing Their Tails and Struggling to capitalize on!

To become well known or even increase your sales doesn't always involve the latest scientific Traffic Cloaking, Doorway Generator with a PPC Maximizer gizmo thingi-ama-jig that costs hundreds of dollars and a Masters Degree to figure out all the mumbo jumbo that comes with it!

I can generate more targeted hot to buy prospects directly from having a Professional Install Program for all my digital products, than

straying into using some hi-fi super duper gizmo thing that only lasts as long as it is the latest and hottest craze.

FACT:87% of people surveyed said they refer to their Start/Programs menu, before searching the Net!

People who have already bought from you are more likely to click on a link in their Start/Programs menu to any web-site you have listed... to see what's there!

And when it comes to purchasing again...believe me if they are pleased with their previous purchase they are gonna purchase again.

So make it real easy for them to find you and your products.

FACT: Totally Overlooked Premium Computer Real Estate!

Software companies like:Microsoft , Norton's , Paint Shop , Globescape

Adobe and many many more!

All use a professional install program that automatically places their name and software in the users start menu and creates an icon on their desktop.

Others are charging per Installation Program:

\$34 for the programming and compiling.

\$19 for the completed software in itself.

Total Price: \$53.00

Filesize:7.04 MB

Filetype:zip

Internet Marketing Lost Secrets



Description:

An Amazing Collection Of Lost Internet Marketing Strategies In An Exclusive Video Presentation

In this video, you'll learn 50 professional strategies for profit pulling sales pages. For example, have you heard of the Visual Bonus Strategy? "Bonus - you'll get the comic book version". This strategy tells your prospects that they will have a little entertainment when reading your information. Your information could be in the form of product instructions, quick start guides, eBooks, follow along guides for audio/video products etc. Entertaining bonus pictures, drawings, photos and/or graphics can visually attract people to purchase your main product

NOW THEN -

This is HOW this video presentation is going to turn your marketing on its head.

Once you've got a grip on these strategies, your marketing will never be the same again. Once you've listened to me explaining these secrets and 'made them your own' you'll be able to use them in a precise and targeted way.

You'll learn how personal stuff and tragic stories can be used to your prospects.

People are interested in YOU!. You'll find out how to use knowledge of what YOU do to create a valuable bonus.

You'll see how a Non-Official Launch can give you the edge.

How giving away a net percentage can positively persuade.

And much, much more! - In fact there are 50 Lost IM Secret Strategies in this new and exclusive Video Presentation.

Filesize:50.81 MB

Filetype:zip

List Building



Description:

Here's How You Can Have Your Own Mailing List Set Up Quickly & Easily With These Step-By-Step Video Tutorials. This video coaching series come in the form of 6 titles with 9 videos that you view on your computer. I've included a full list for you here:

Video #1

This video will show you briefly on how people are profiting from their own opt-in list.

Video #2

This video will show you briefly on how choose the topic for your opt-in list (newsletter or e-zine)

Video #3

This video will show you briefly on how & where to get content and freebies for your e-zine or newsletter subscribers.

Video #4

This video will show you briefly on what and where you can get your necessary tools to build your opt-in list.

Video #5

This video will show you briefly on how to work with an auto responder account using Aweber™

Video #6

This video will show you briefly on how to create your opt-in page using a free HTML webpage editor.

Filesize:598.28 kB

Filetype:zip

Mailing List Profits



Description:

Discover How YOU Can Profit From Your Mailing List With Every Way Possible -

From The Moment Your Subscriber Visits Your Lead Capture Page Until He Receives E-mails From You - At Cult Status!

In Mailing List Profits, you will discover:

Ultimate Profit Centers you can build into your mailing list system! Find out the 6 (SIX) Profit Centers you can build into your mailing system so that you can make your money with each and every way possible from your subscribers - from the moment they visit your Lead Capture Page until they read your E-mails!

How you can build your mailing list system from scratch!

Learn what it takes to build your mailing list asset from scratch and get all the things you need to get started so that it will work hard to make money for you!

How your subscribers will not only read your E-mail, but also chose to buy from you over other E-mails they receive from other E-zine publishers!

A subscriber can be subscribed to an average of 8-20 E-zines. Discover how YOU can win your subscriber's attention over other E-zine publishers who may send a similar endorsement as yours! No, it has nothing to do with offering additional bonuses, though that is one good edge!

The best effective methods you can use to draw in targeted traffic to your Lead Capture Page and squeeze in targeted subscribers into your Opt-In Form!

Mailing List Profits describes to you how you can drive targeted traffic (and not just any kind of traffic) to your Mini Site or Lead Capture Page. Any other methods besides the ones I describe to you within my guide are NOT working!

The 3 E-zine formats you can use for your own.

Discover the pros and cons of each E-zine format and decide what is best for you!

How you can gain an insight into your subscriber's background, problems and needs without having to carry out a paid survey that burns a hole in your pocket unnecessarily!

It will show you how you can learn whether your subscriber is even your prospect in the first place and find out what they need so that you know what product or service to endorse to them! It will also

show you how can get your subscribers to cooperate with you on this for free!

How to get content for your E-zine. If you are poor at writing or just don't have the time to write and compile content for your E-zine, this will naturally appeal to you.

Find out how you can still get the content you want to share with your subscribers without having to write a single word, if you wish to, and still make money!

And much, much more!

Filesize:947.34 kB

Filetype:zip

Membership Mastery



Description:

You will gain access to in-depth videos on Membership Creation that show you the “How to” do it step by step. So the videos don't just cover the surface level, they go deeper than that.

In this video series, you will continue where you left off. You'll be taken step by step to learn how to setup a membership site from the eyes of a membership owner. You'll know how to plan ahead so you can save time and money in the long run, and so much.

Here is what you'll gain access to:

What you need to know and what tools you need before you get started.

Before you get started, it's important to know what you're expecting first and what tools you will need to have before you started. You'll also learn shortcuts that will allow you to save time in the future.

How to plan your membership site out.

Not having a plan in hand to organize your site and your goals will rip your membership site apart. In this video, you'll learn how to plan ahead and how to organize your membership site so that you make the experience for your members a good one. You'll also learn how you brainstorm and take your membership topic and turn it into an actual site.

How to setup and organize your download and welcome page.

Knowing how to setup download pages or pages in general from scratch is very important. We will presume that you have no prior HTML or web development knowledge so that even if you are a newbie, then this video would be for you. You'll learn not only the best way to organize your website, but to make them upload ready, which allows you to save time when you upload your files to your web host.

How to setup a Wordpress blog

Setting up a blog is going to be optional for your membership site, but believe me, you want to create some sort of interaction between you and your members or your members and other members. In this video, you will learn how to create a Wordpress blog from scratch, step by step of the way.

How to setup a Small Machines Forum

Setting a forum allows your members to interact with each more frequently. In doing so, it also allows you to organize the answered questions easier than a blog sometimes. In this video, you will learn how to setup a nice looking forum quickly from scratch as well.

How to Install the Amember pro membership script

In this video, you will learn how to setup the membership script from scratch. This is where it gets technical, and sometime it can be a big roadblock for some of you. Well it doesn't have to be so the video will go step by step through this process of installation, showing you quick and easy ways to set it up.

How to Create products and protect your files with the script

Creating products within your membership script settings is important. You'll learn how to do just that using the Amember pro script. Not only that, you'll learn how to protect yourself from thieves that try to get into your membership site. Keep thieves out so you can keep your paid members in.

Testing your membership site to make sure it works

Testing your membership site when it's completed is always important. You wouldn't want a malfunctioning membership site on your hands especially when your customers are trying to hand you cash right? Then you lose money and you leave money on the table. You'll learn how you can do just that in this video.

Filesize:114.83 MB

Filetype:zip

My List Profits



Description:

Build A Responsive List And Increase Conversion

Contents -

Why a list

Twenty pages of introduction content to really get your ideas flowing on Opt-In lists. Not only do I explain what an Opt-In list does, I explain the specifics to creating one, the best tips I know in fast results, different types of lists, and so much more.

Smaller Lists Equal More Money

What!!! How is that possible, this chapter will really catch you off guard, explaining how you can get 500 sales from a 1,000 person list.

I run through an amazing case study explaining how big lists aren't the real thing, and you should first concentrate on small lists.

The 25% converting Website

Here we start to discuss what it takes to have a 25% converting website. It shows you the secrets to an Opt-In list, and show you how to really get things rolling

Building the Converting Product

This chapter, shows you how to create your very own information product. Using the knowledge that your list will give you, you will learn to develop your very own product that your list will be dying to purchase

List to Product

This chapter focuses on selling the product to the list, it is very brief, but it is a good chapter


Conclusion

Simply, goes through a run down of the product, and how to repeat the process over and over again

Filesize:35.73 MB

Filetype:zip

Real World Traffic



Description:

Not getting any traffic to your web site ?

Now You Can Learn This Simple Step-By-Step System That Shows You Exactly How To Easily Generate Hoards of Targeted Traffic To Your Website...

The old chestnut of 'if you build it they will come' is one of the guideline concepts that many gurus teach unsuspecting new Internet marketers - choosing to let them believe that as long as they've built the site that the rest will fall into place as easily as creating the site itself.

And that's a LIE!

It's a lie that you don't need to promote your site - but its something that's rarely covered or taught in most classes. You get all the tools

you need to create a site, but you don't get the information that explains how to build a regular stream of traffic to your site.

This guide explains the ins and outs of traffic generation from a new marketers perspective – giving you the information you need to promote your site with targeted, interested customers.

How much is this knowledge actually worth to you?

In terms of traffic generation alone we've cut the guesswork out of the equation. If you're looking for the monetary value of this guide, you'll need to consider we've :

- **Cut development time to a minimum,**
- Outlined and developed a worksheet to allow you to work out your niche and keywords,
- **Suggested the best social networking sites,**
- Explained what the 'diggomenon' is, and why its both a good thing, and a bad thing, and
- **Why working on social networking sites means that you've got to allow the community to rate you. Its an age old issue that sites face, no matter where they are placed - from Internet Marketing to extreme niches, and of course, its hard to work out how to produce strong traffic that isn't simply sent there to fulfill quotas.**

We've produced a guide that helps you work out how to promote your site via:

- Pay per click
- Blogging and forums,
- List building and giveaways and MORE!

Filesize:916.1 kB

Filetype:zip

Sales Intimidator



Description:

Use This Powerful New Software To Literally Force Your Visitors To Buy Your Products, Spend More Money, And Keep Coming Back For More!

To make more money from your website, you need to increase conversions on the traffic you are already getting. You need your sales page to sell more copies, and you need your visitors to spend more money with you.

The "Sales Intimidator" Does Exactly That!

Showing your visitor the copies remaining does two things for you... First, the falling number provides a sense of urgency for your prospect, and the lower it goes, the more it works....

Another advantage is it provides what is known as "social proof" that others are buying this product too - "so it must be great!" We are instinctive creatures, and when we see others doing something, we have more confidence in our decision to do it too.

The SECOND BLOW is that the user cannot leave the page, come back later and still get your reduced price!

When the user refreshes the sales page, or leaves and comes back later, they will automatically be redirected to your "page 2 offer". This page will have another offer for the visitor, only at a higher price.

You will make more money by TURNING PEOPLE AWAY from your discount offer when they don't take advantage within your time limit, or if they don't order right away!

Filesize:13.76 MB

Filetype:zip

Sales Overload



How to run your business with 90% -95% pure profit. You keep \$95 of every \$100 that comes into your business.

The misconception of owning a list. It's not just 1, it's 3. You have to know what they are and how to use them to max your business profit potential.

30-day planner. Each day gives you an action step to put your business on the fast track.

Filesize:2.23 MB

Filetype:zip

Description:

Ever Wish You Had A Cheat Sheet For Starting A Successful Online Business ?

A Simple "Paint-By-Numbers" Plan That Was Easy As 1-2-3 ?

Here's What You'll Find Packed Inside Your Home Study Mini Course:

3 keys that 95% of all online entrepreneurs are missing. You'll discover what the keys are and how to use them to unlock the 3 doors of success.

4 hurdles that stop 73% of all online entrepreneurs from making money online. Catapult over these hurdles and it's a straight dash to the finish line.

Reframe your thinking about your online business. Your business is not what you think it is, but you're about to uncover a truth that will open your eyes like saucers.

Secret Traffic Strategies



Description:

You'll discover...

How to drive traffic to your websites more effectively

What drives repeat visitors to your website

A secret way to get traffic

Stop working for google and get google working for you

The top 5 ways to generate low cost traffic

How to use web directories effectively to boost traffic

How to use cutting edge scripts to help with your traffic building

Filesize:590.21 kB

Filetype:zip

SEO Techniques For Everyday Webmasters



Descriptin:

You're about to:

Peek under the hood of your favorite search engine

Discover the difference between on page and off page optimisation

Uncover the truth about keywords

Put content in review

Filesize:15.67 MB

Filetype:zip

Traffic Mayhem



Description:

Mark Flavin and Terry Telford Reveal How To:

Legally hijack YouTube videos


Get listed in Google in 6 hours

Get 40,000 targeted visitors in 1 day

Filesize:14.67 MB

Filetype:zip

Truth Or Dare



Description:

The Truth About Money - The Internet - And You
How to create a multi-million dollar empire with membership websites. The following excerpts were taken directly from the TeleClass.

You're about to:

Learn the secret to successful brainstorming and planning

Discover how to roll out a successful prelaunch

Witness the inner workings of a successful launch

Filesize:25.49 MB

Filetype:zip

Video Cash



Description:

Turn Your Videos Into Cash

Learn -

How To Create A High Performance Sales Video

How To Make Sure Your Video Is A Success And Not A Flop

Software And Hardware Tips

Filesize:16.49 MB

Filetype:zip

Vital Viral



Description:

Not Getting Enough Traffic To Your Site? Have You Ever Wondered How You Can Blast Your Site Virally?

Vital Viral - 18 Explosive Tactics Will Help You...

Understand Why Viral Marketing Is Necessary To Your Business!

Start Creating Your Own Viral Campaigns Today!

Learn How A Viral Strategy Can Be Effective And Cheap!

Understand How Simple Blogging And Customer Service Can Be The Best Thing You've Ever Done!

Discover How To Create The Exact Viral Effect To Give Your Business A Real Kick In The Butt!

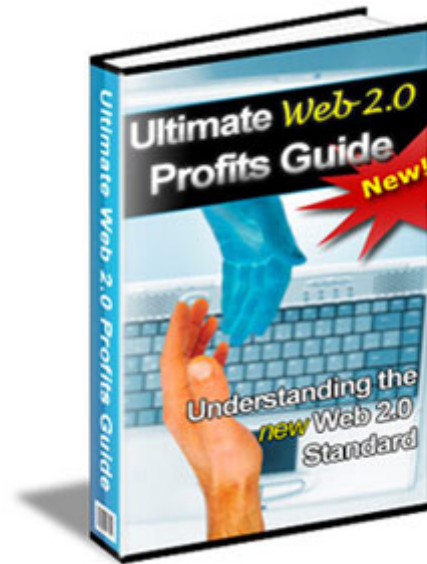
To Start Thinking Outside The Marketing Box!

Understand The Best Way To Reach The Most People Possible!

Filesize:4.89 MB

Filetype:zip

Web 2.0 Profits Guide



This guide also touches on "Pay Per Post" services. These services pay you to post a short review on your blog. This has got to be the easiest way to make money that there is. They pay you directly to your Paypal account.

•Don't let this pass you buy. Pick up your copy of this guide today. You also get Master resale rights which means you can sell the report and pass the resale rights on to others.

Filesize:1.92 MB
Filetype:zip

Description:

The All New "Ultimate Web 2.0 Profits Guide" Will Show You How To Start Using The Power Of Web 2.0 To Explode Your Website Traffic and Earnings.

Your Complete Guide To Using And Profiting From Web 2.0

In this guide you will learn:

What Is Web 2.0? The Core Requirements Of Web 2.0 The Levels Of Web 2.0 Examples Of Web 2.0 An

Interesting Observation About web 2.0 Creating Your Own Web 2.0 Site How Can I Use Web 2.0 To Make Money

Web Video Marketing Revealed



Description:

Discover How You Can Maximize Your Online Profits By Harnessing The Incredible Power Of Marketing With Internet Videos!

You will discover -

- How web video marketing works!
- **The various ways to use videos!**
- How to use web videos to find new customers!
- **How to use web videos to get repeat sales from existing customers!**

- How to use web videos to increase your sales!
- Who uses video marketing to promote business?
- **How does video marketing promotion work?**
- What type of content is right to use?
- **Just how effective is video marketing?**
- Visual means to attract customers!
- **Tips to increase your profits by using video marketing!**
- Why video marketing is the most effective method to increase profits!
- **You'll also discover the main reasons why video marketing is so effective and**
- how you can capitalize on them !

Filesize:80.55 MB

Filetype:zip

cPanel Videos



Description:

In Just A Few Hours Following these Step-By-Step Online Video Tutorials, You Will Be Able To Work With Your cPanel® Hosting Account & Eventually Get Your Website Set Up Running In The Shortest Possible Time..."This video coaching series come in the form of 24 videos that you view on your computer. Following is list of videos :

Video #1: Logging to cPanel®

This video will show you the ways on how to login to your cPanel® account.

Video #2: Setup Email Accounts

This video will show you how to create and set up your email accounts.

Video #3: Outlook Express™

This video will show you how to configure email account with Outlook Express

Video #4: Yahoo™ Email

This video will show you on how to configure email account with Yahoo™ Email

Video #5: Change Password

This video will show you how to change your password.

Video #6: Update Contact

This video will show you how to update your contact information.

Video #7: Style

This video will show you how to change the skin style of your account.

Video #8: Web Mail

This video will show you how to setup, configure and use your Web Mail account.

Video #9: Forwarders

This video will show you how to forward your email to another different email address.

Video #10: Autoresponder

This video will show you how create your autoresponder accounts.

Video #11: Default Email

This video will show you how to change your default account email.

Video #12: Mailing Lists

This video will show you how to create and manage your mailing lists.

Video #13: Backups & Restore

This video will show you how to backup and restore your databases.

Video #14: File Manager

This video will show you how to work with your website files using File Manager.

Video #15: File Transfer Protocol (FTP)

This video will show you how to use the ftp tool to transfer your files between your server and your computer.

Video #16: Sub-Domain

This video will show you how to create your own sub-domain.

Video #17: Add-on Domain

This video will show you how to add your own add-on domain.

Video #18: Parked Domain

This video will show you on how to create a parked domain.

Video #19: Redirect

This video will show you how to redirect your website links to other different links.

Video #20: Password Directory

This video will show you how to protect your directories and folders of your site.

Video #21: MySQL Database

This video will show you how to create and manage MySQL Databases.

Video #22: Error Pages

This video will show you how to change your error pages so that they will create profit for you.

Video #23: Fantastico™

This video will show you on how to work with Fantastico™ to install scripts easily.


Video #24: Crons

This video will show you how to create cron jobs.

Filesize:1022.7 kB

Filetype:zip

Exit Feedback Trapper



Description:

Discover How Your 'Exit Traffic' Can Tell You Exactly How To Increase Your Sales, Get More Subscribers, & Explode Your Profits...Literally Overnight!

'Exit Feedback Trapper' only takes a few minutes to install on your site. After that it works for you everyday, continually telling you what you need to do to improve your copy, increase your conversions, and increase your bank balance, over and over again!

Filesize:277.53 kB

Filetype:zip

Front Page Minisites



Description:

This video coaching series come in the form of 11 videos that you view on your computer. I've included a full list for you here:

Video #1

This video will show you on how to prepare all your website files on your computer so that everything will be organized right from the beginning.

Video #2

This video will show you on how to edit the page title, description, saving the page, creating & working with tables, changing the background, adding the header & footer images.

Video #3

This video will show you on working with the headline & sub-headline text, text fonts, style, properties & highlighting.

Video #4

This video will show you on working with tables, cells, images, hyperlinking a text, & specifying a target frame for a link.

Video #5

This video will show you on working with more tables, images, adding the audio & video testimonials.

Video #6

This video will show you on working with more tables and cells, creating the testimonial table & working with picture properties.

Video #7

This video will show you on how to add the Flash audio file, inserting the javascript date and time, adding a 'drop-down' alphabet image, aligning an image which is located in a cell to be placed on top & adding a 'blockquote' to a paragraph.

Video #8

This video will show you on creating a table for the testimonial, working with picture properties & adding a Flash video.

Video #9

This video will show you on working with more tables & images.

Video #10

This video will show you on working with the horizontal line & text bullets.

Video #11

This video will show you on creating a 'dotted-line' table or the 'Johnson Box', working with the order table, text & hyperlinks.

Filesize:818.99 kB

Filetype:zip

Instant Audio Streamer



Description:

Super-charge website into a fully-fledged marketing sales-conversion force by adding audio to their website within minutes

It's really as basic as it gets:

- Streaming Audio allows you to easily explain your products and services
- **without taxing your customers**
- Streaming Audio differentiates you from your competitors and gives you an extra marketing edge
- **Streaming Audio is an affordable way to connect to visitors**
- Streaming Audio builds instant credibility

- **Streaming Audio helps you turn website visitors into buying customers**

- Streaming Audio increases online sales!

- **It goes without saying - it's a lot easier to listen to information than read it.**

Now you can use the power of Instant Audio Streamer to implement one of the hottest and most effective methods of increasing online sales - Streaming Audio. When you make it easier on your customers to understand your sales message the result is they buy more than if they have to dig that information from a long sales letter.

What does it take to put streaming audio on my web site?

1. Choose your audio file

2. Choose your favorite color

3. Choose buffer time and if to auto-start the recording when web page loads

4. Copy and paste the code provided to your web site and upload all the files!

It's that simple!

- Your visitors are presented with a high quality control flash button that produces high quality professional sounding streaming audio files

- **No need to buy expensive equipment - simply record using your computer's internal microphone and the programs you already have on it to record your audio message.**

- No calling in by phone! (and pay high phone charges)

- **No costly monthly fees!**

- No paying each time your record a new file!

- **Let your customers hear your presentations without having to download special programs. Instant Audio Streamer only needs Macromedia Flash, which is installed on most computers. You can reach a huge audience without asking them to go offsite to load some special software or plug ins, thereby risking losing the sale**

- Let your customers hear personal testimonials. Nothing can create instant credibility and sales conversion more than hearing real people share sharing positive experiences about your product or service. Just upload customer testimonials in just minutes, put them on your web site and watch the sales roll in!

Filesize: 13.96 MB

Filetype: zip

Instant Video Creator



Description:

Show Your Customers EXACTLY What You Want Them To See
...And Sky-Rocket Your Sales Through The Roof!

Instantly add streaming video to web site without expensive equipment, hiring expensive services or paying costly monthly fees

Instant Video Creator offers you the ability to add streaming video on your web site without any special skills or having to use expensive equipment.

- Create a stunning video presentation with just a few mouse clicks and use it as a sales tool on your website.
- **Record a short powerful "Live" sales message via webcam and put it on your website within just a few minutes.**

- Include an affiliate link on your videos (such as the video at the top of this page) and earn attractive commissions as you market your own products or services.

- **Include a how-to video guide for each of your products or services and include it in your product manual.**

- Train your affiliates how to sell a lot more by showing them your killer marketing tactics in a way no words can ever demonstrate.... your affiliates would literally explode your business to whole new heights.

Filesize:799.53 kB

Filetype:zip

Web Audio Buttons



Description:

Here's How You Can Create Your Own Web Audios On Your Website For FREE Without The Hassle Of Paying Monthly Fees

48 Minutes of Exclusive Video Tutorials

In this video series you get a total of over 48 minutes of exclusive video tutorials... starting with the basics like introduction to the software to integrating and running the audio buttons properly on your website.

Here's a quick run down of exactly what you get:

Video 1 -

Introduction to streaming audios (from Internet Marketing point of view) I will explain the importance of having audios on your website.

Video 2 -

In this video, I'll show you where to get a digital audio recorder at a cheap price to record your audios. This is just ONE way to get your voice recorded in digital format.

Video 3 -

This Video will show you how to integrate your audio buttons on your website. This involves a bit of knowledge in HTML but by watching this video, it will be so much easy for you to do it yourself later on.

Video 4 -

This Video will show you how to create your audio files, convert them to WAV/MP3 format, and converting them to audio buttons using Web Audio Suite from Web Audio Plus (ResellPal). - Part 1

Video 5 -

This Video will show you how to create your audio files, convert them to WAV/MP3 format, and converting them to audio buttons using Web Audio Suite from Web Audio Plus (ResellPal). - Part 2

Filesize:47.45 MB

Filetype:zip

Ecover Pro



Description:

Discover How YOU - Or Anyone - Can Easily Create Your Own Professional eCover In Just A Few Minutes without Having To Hire An Expensive Web Designer OR Use A Third Party Software!

Here's What You Will Discover In " Create Your Own Professional eCovers With Photoshop! "In "Create Your Own Professional eCovers With Photoshop", you will discover:

1.How you can create your own professional eCover in less than an hour!

All you need is Adobe Photoshop program installed in your PC. You don't need to engage a graphics designer or even use any external plug-ins or third party software in the process yet I show you how you

can still have your own quality eCover designed to look as expensive and exotic as possible - whether your product is selling for \$10 or \$1,000!

2.The secrets to creating a realistic eCover!

This manual is not about those that you already know so well. No, the techniques have nothing to do with the usual effects one would apply when creating an eCover in Photoshop environment such as Distortions and Free Transformation.

Learn what most average eCover designers don't know that YOU should know - because this is what will part you from the rest of the crowd and can very well be responsible for making you the next expert graphic designer!

How to Create background images that dominate the mood of your website while drawing attention to your content.

3.How to print on the cardboard and fold it!

How to have your covers pasted on each faces of the cardboard yet still sport a professional look and realistic angle!

4. Additional techniques that will put you years ahead of other graphic designers who are charging at least \$99 for an eCover!

In addition to discovering their secret inner techniques that enable them to make you pay at least \$99 for an eCover, you will learn additional techniques that will put most of the other graphic designers at shame!

Filesize:1018.09 kB

Filetype:zip

Magic Button



Description:

Magic Button allows you to generate highly customisable, attention grabbing and unblockable links. Text or images or both

Here are just a few of the many successful uses for Magic Button:

- If you promote an affiliate program you need people to click your links and visit the affiliate site so that you earn commissions.
- If you run a newsletter or eZine you need people to sign up for it and preferably with their primary email address.
- If you offer free ebooks or ecourses you need visitors to download them.
- If you sell your own products your aim is to get people to click through to your 'order' page the moment they're sold on your product.

Filesize:3.44 MB

Filetype:zip

Power Button



Description:

Your "Buy Button" is Your Last Chance to Get Your Customer to Hand Over the Cash Don't Let Them Off The Hook With Wimpy "Buy Buttons"!

Grab 4 Great Sets Of POWER Buy Buttons
- Buttons That Sell.... PLUS More!

How would you like to grab 4 great sets of "Power Buy Buttons" plus a couple special "Bonuses" easily worth hundreds of dollars in graphic designer fees, for a fraction of the price? Interested?

Each Power Buy Button comes in 2 color schemes and 2 sizes. You also get them in .jpg format and .png

with transparent background. A total of 32 buttons! These buttons are designed to "get the click" - and

get the sale!

Filesize:4.28 MB

Filetype:zip

Premium Templates Pack1

Filesize:12.95 MB

Filetype:zip

Premium Templates Pack2

Filesize:18.04 MB

Filetype:zip

Premium Templates Pack3

Filesize:18.04 MB

Filetype:zip

Premium Templates Pack4

Filesize:10.37 MB

Filetype:zip

Over 40 Quality web Templates
Few samples -



Thumb Nail It



Description:

Thumb Nail It is a simple, easy to use program to make thumbnailing of entire folders fast and easy...

Features:

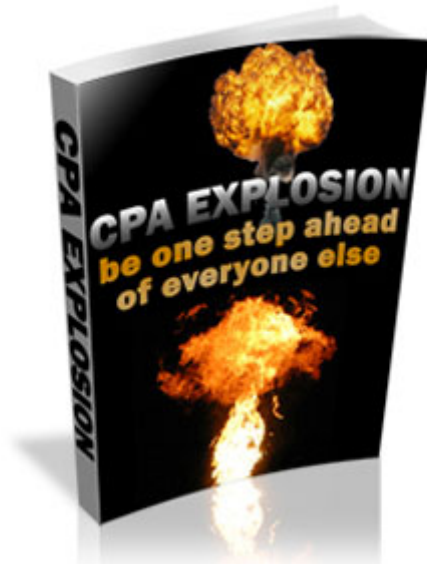
- * Make thumbnails of images in an entire folder
- * Also rename the images (if selected) at the same time
- * Add a prefix to the thumbnails for greeting SE ranking
- * Full Resell Rights Included

Filesize:443.1 kB

Filetype:zip

Affiliate Marketing

CPA Explosion



Description:

Not Making Money With PPC Anymore ? Explode Your Profit Potential With CPA

CPA Explosion Will Help You...

- Understand What CPA Is And How It Can Make You Money!
- Generate The Targeted Leads That Companies Pay The Big Bucks For!
- Launch Your Very First CPA Campaign!
- Get Some Of The World's Biggest Companies To Recommend Your Campaigns!
- Understand The Difference Between Leads And Sales!
- Make Much More Money With CPA !

Filesize:1.4 MB

Filetype:zip

Install Split Commissions



Description:

Reward Your Affiliates Instantly And Create An Unrelenting Army Of Happy Affiliates Selling Your Products Non-Stop

Instant Split Commissions is not just an affiliate program; it is an Instant Affiliate Payment and Affiliate Recruitment System designed to work with ANY business selling affiliate products or services.

Here's a brief run-through of the features that make Instant Split Commissions unique:

- **Completely Template Based**
- No complicated code to edit
- **Just paste your HTML file from admin panel and each sales letter can have its own individual look!**
- Edit all emails on your browser from admin area
- **You can run a successful "affiliate" program even if you're a newbie**
- Supports Unlimited Number of Products
- **You can sell unlimited number of products**
- No need to install on multiple servers!
- **PayPal / StormPay IPN**
- Just enter your PayPal/StormPay emails and the program does the rest
- **If customer does not have PayPal or StormPay, the buttons will not appear on their affiliate page.**
- Choose Who Is Paid First
- **Set % commissions for each product**
- Choose who is paid first - you or the affiliate
- **Intelligent Cross-Prospecting Follow-Up Emails**
- Unlimited number of follow-up emails for each product

- **Follow-up emails sent at the same time that they purchased the product!**
- Invaluable in enticing your customers to buy your other products!
- **Choose If To Allocate Affiliate Rights After Customer Buys Product!**
- For each product choose if customer must buy the product to get an affiliate link!
- **Intelligent fraud detection system to prevent cheating on affiliate commissions, e.g. customer cannot order from their own affiliate link**
- Personalized Marketing Emails And Banners
- **Submit marketing emails and banners from admin panel - they are personalized for each affiliate**
- Mass Email Feature
- **Send personalized email to each customer in the whole database**
- Send personalized email to a single customer
- **Detailed Sales/Affiliate Stats**
- Both admin and customers have detailed Sales/Affiliate Stats

Filesize:10.84 MB
Filetype:zip

Google Adwords

Adwords Video Tutorials



You'll learn:

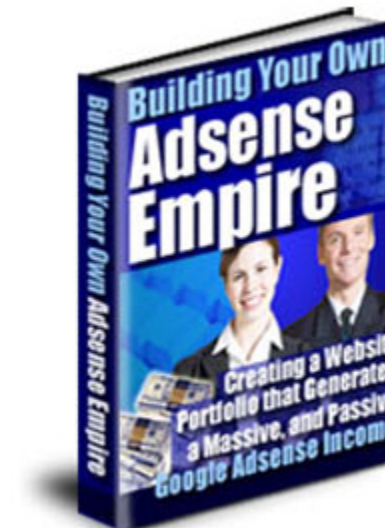
- **How to setup Adwords Campaigns for maximum profit.**
- How to choose the correct product to promote
- **Keyword research**
- Setting up a landing page
- **How to avoid the "Slap"**
- Writing your Ad copy
- **Setting up your campaign**
- Conversion tracking
- **Testing and tweaking**

Filesize:165.5 MB

Filetype:zip

Google Adsense

Adsense Empire



Description:

Many website owners have built a fortune at breakneck speed using this plan, and now we're going to show YOU exactly how you can do it, too , even if you have NO EXPERIENCE with e-commerce or online advertising!

You'll learn:

- How YOU can get Google to stream ads onto your website for free.
- **How Google AdSense ads are specially selected to match your site's topic.**
- How YOU earn money every time a visitor to your site clicks on one of the ads.

- **The difference between putting ads where they'll be seen on your site and where they'll be overlooked—would you believe it can make the difference in a click-through rate of 2.3% versus 40%???**

- How YOU can get killer content for your site that you don't have to write yourself!

- **How YOU can use a few simple tools to direct massive amounts of traffic to your site.**

- How YOU can automate your content, yet avoid being blacklisted by the major search engines for doing so.

- **The secrets of keyword-rich content—what it means, what it does, how to get it!**

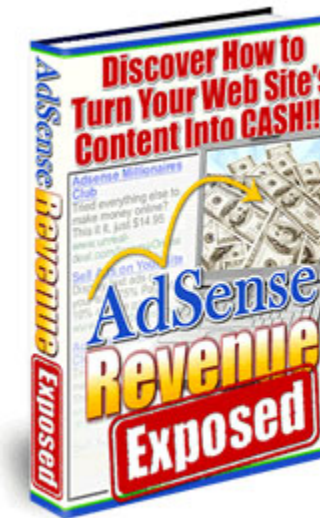
- How YOU can figure out which keywords will bring you the most money!

- **Plus, much, much more!**

Filesize:8.68 MB

Filetype:zip

AdSense Revenue Exposed



Description:

How To Take Advantage Of Google AdSense And Profit !

Thousands of marketers really are making substantial incomes from Google AdSense alone.

- An inside look into how Google chooses the ads placed on your website (crucial to the moneymaking process).

- 3 reasons your website should be using Google AdSense (and nothing else) right now.**

- How to keep your competitors ads from showing up on your website.
- How to let visitors search the web from your site (and profit while they do it)**

- The simple mathematical formula behind AdSense that makes you cash. (And makes some Google AdSense users up to \$25,000.00 a month.)

- The trick to creating a website Google will love (and will end up making you the most profits with).**

- How to format your ads to get the most clicks (and cash)!

- Where to place your ads for maximum exposure (there's a technique to it).**

- 5 tips to selecting super-keywords that bring in visitors that are ready to click.

- 2 rules to creating and finding quality content**

- How to use Google's built-in features to track your results and formulate your game plan.

- How to make sure you don't get in trouble with Google. (Many have!)**

- 12 do's and don'ts for your (long) journey with Google AdSense.

- The secret to using RSS feeds and Blogs to maximize your AdSense dollars**

Filesize:476.38 kB

Filetype:zip

A to Z RSS



Description:

Internet Marketers and Publishers don't stick to the same old slow & tired methods of advertising and publishing when you can have a magnificent strategy called RSS doing all of the hard work for you!!!

You are about to learn:

- How to improve your business through online marketing techniques with RSS?
- **Reach out to much more people without the constraint of having to be able to shell out many dollars for advertising?**

- Carry your ideas and thoughts to tens of thousands of people on the Internet along with any advertisement you wish them to see!
- **Transform your tired, and slow web site to the best and most sought after one...**
- And much, much more

RSS can improve the number of visitors to your site drastically, which will create the end result of more sales which equals dollars in the bank...

Filesize:6.05 MB

Filetype:zip

Advanced Wordpress Training



Description:

10 Advanced WordPress Videos That Will Help Drive More Traffic, Make You More Money and Have a Better Looking Site. Blog popularity is due in large part to blogs' simplicity. Hosting companies have made setting up a personal site easy. Every one on the Internet—no matter what level of technical proficiency—is capable of setting up a blog. But what if you're a little further along in the blog experience and are ready for a change? The more advanced steps are usually so technical and most people want to know how do I do it, not why.

Contents and video tutorials –

- Changing a header graphic Sample

- Playing with CSS Style Sheets**

- Inserting code and scripts

- Content Management CMS**

- Auto Blogging and Content

- Graphics and logins**

- Desktop Blogging

- RSS uses and stats**

- 404 pages Customize your error pages

- Widgets**

- Resources and summary

WordPress is not just blogging software any more but a complete website management tool that can allow anyone to create an attractive website.

With just a little extra knowledge you can make your average WordPress site into the professional web site that draws in customers, prospects and makes you look like a true professional. These tutorials are to give you the confidence to have a go.

Filesize:109.52 MB

Filetype:zip

Blog N Ping Tutorial



Description:

You can't find this kind of authoritative, proven information anywhere else on the web.

Blogging

- What only Blogger does automatically
- Which Blogger settings need to be changed**
- How to quickly and easily create the right content
- Which fields are necessary when you post**

- How “comments” can work for you

- And lots more. . .**

Pinging

- Why you need a Yahoo account

- How to create a RSS feed**

- How to subscribe to your VERY OWN blog

- The tricks for pinging Yahoo correctly**

- How to ping over 10 engines at once

- And lots more . . .**

Filesize:6.01 MB

Filetype:zip

Blogging Made Easy



Description:

This video coaching series come in the form of 10 videos that you view on your computer. I've included a full list for you here:

Video #1

This video will walk you through the steps of installing Wordpress® manually on your server. This involves the whole process of installation, including how to create your MySQL databases on your server.

Video #2

This video will walk you through the steps of installing Wordpress® using Fantastico® of your cPanel® hosting account. This is the fastest and easiest method to get your blog set up.

Video #3

This video will briefly explain on the general overview of the admin area. This will be the area where you will configure all your blog settings, feel and look, posting of messages, managing posts, etc.

Video #4

This video will walk you through working with the themes. There are many Wordpress® themes that are free on the internet. However, you will have to know on how to use them yourself. So this video will show you how.

Video #5

This video will show you how to replace the default header of the theme to your own desired header image.

Video #6

This video will briefly explain on how to work with the theme editor. This involves a bit of work trying to figure out a few line of codes. With this video, it will be much easier for you.

Video #7

This video will show you on how to work with plugins, including the addition of two sample plugins.

Video #8

This video will show you on how to work with widgets. Working with this will be very easy for you once you've watched the video.

Video #9

This video will show you on how to change your permalinks to make your blog more search-engine friendly.

Video #10

This video will walk you through on how to deal with the posts, pages and categories. This will be the section where you will manage, write & edit your posts & pages.

Filesize:640.76 kB

Filetype:zip

Blogging 101



Description

The Path to A Successful Blog

1) Detailed information on promoting your blog.

Find out how to promote your blog on the internet for free so that you can receive thousands of unique visitors each month, or week! Not only will receive thousands of visitors, this guide will show you how each visitor that stops by your website can earn you money.

2) Residual Income Opportunities

Details on making each post a source of long term, residual income. Stop being worried about losing out on income just because your sick or on vacation. You will no longer be afraid to leave your computer or sign offline Keep earning money even after you've stopped updating your blog.

Table of contents

- **How can you benefit from blogging ?**
- What on earth is blogging ?
- **Ways to optimize your blog for maximum traffic**
- Putting your posts to work
- **Selling blog branded merchandise**
- Cash in on eBook Mania
- **The power of ad space**
- Look for sponership
- **Don't afraid to ask and conclusion**

Filesize 336.8 kB

Filetype zip

Scripts

12 Webmasters Sticky Scripts



Description:

Increase Your Repeat Visitors,Website Stickiness and Add a Viral Twist To Your Site with Webmaster Sticky Scripts! If you have ever wanted to quickly and easily add something to your site that that makes visitors stay longer and keeps them coming back again and again - this is exactly what you have been looking for! When you buy this incredible package , you will receive 12 Webmaster Tool php scripts –

- **3D Text Generator**
- Bookmark Generator

- **Messagebox Generator**
- Cool Menu Generator
- **Countdown Redirect Generator**
- Meta Tag Generator
- **No Right Click Generator**
- Password Generator
- **Popunder Generator**
- Popup Generator
- **Random Quote Generator**
- Scrollbar Generator

Filesize:231.51 kB

Filetype:zip

Instant Membership site creator



Description:

Are you Looking for an Easy Solution to Create a Password Protected Membership Site ?

Forget all Complicated Membership Scripts! No more Script Installation, uploading and setup. Instant Membership Site Creator is an easy to use Tool to create Password Protected Membership Websites. You can create any number of Membership Sites without any experience in programming and script installation. No complicated database setup and manual chmod settings are necessary any more to create Members only private site. Just fill-up a simple form and press the "Create Your Membership Site" Button, and your membership site will be ready.

Main Features of Instant Membership Site Creator –

- **Creates a Password protect members only folder in your website.**
- Creates Signup Forms for your customers to create membership account.
- **Works with multiple payment processors (ClickBank, Paypal etc) to collect membership access fee.**
- Includes a system to create unique user ID and password for all members.
- **Provides an easy to use Admin Control panel to manage your members.**
- Add all new members into your AutoResponder (Aweber, GetResponse etc.) System.
- **Advanced Search Option to search members UserID, Email, Receipt number, IP address etc.**
- Clickbank™ customers purchase' details will be automatically added to the database
- **Paypal™ customers' transaction details will be added to the database**
- Easy to use Admin Setup page to modify system variables.
- **An option to add your One-Time-Offers (OTO) to the welcome page**
- Provides a lost password retrieval utility for your members to retrieve their forgotten login details.
- **Creates Difficult to guess Signup Page URLs and Database names for extra security**
- Provides details on Data backup and signup page settings in the System Settings page.
- **Desktop tool with built-in Tutorial and help.**
- Works in Microsoft Windows Vista, XP, ME, 2000 and 98 OS.
- **Creates a Password protect members only folder in your website.**
- Creates Signup Forms for your customers to create membership account.

- **Works with multiple payment processors (ClickBank, Paypal etc) to collect membership access fee.**
- Includes a system to create unique user ID and password for all members.
- **Provides an easy to use Admin Control panel to manage your members.**
- Add all new members into your AutoResponder (Aweber, GetResponse etc.) System.
- **Advanced Search Option to search members UserID, Email, Receipt number, IP address etc.**
- Clickbank™ customers purchase' details will be automatically added to the database
- **Paypal™ customers' transaction details will be added to the database**
- Easy to use Admin Setup page to modify system variables.
- **An option to add your One-Time-Offers (OTO) to the welcome page**
- Provides a lost password retrieval utility for your members to retrieve their forgotten login details.
- **Creates Difficult to guess Signup Page URLs and Database names for extra security**
- Provides details on Data backup and signup page settings in the System Settings page.
- **Desktop tool with built-in Tutorial and help.**
- Works in Microsoft Windows Vista, XP, ME, 2000 and 98 OS.

Filesize:1.2 MB

Filetype:zip

The E-Z Download Protector



Description:

STOP giving away your Digital Products!!!

The E-Z Download Page Protector allows you to quickly secure your Download or Thank-you page without the need for your site to communicate with your Payment Processors site, (ie: PayPal's IPN system or ClickBank's Secure Key variable).

All you need in order to utilize The E-Z Download Page Protector is the simple ability to pass a Thank-you URL through your Payment processor. Something all the popular Payment Processors allow for.

The E-Z Download Page Protector works with all your current or new Download/Thank-you pages.

Your Download page will only be accessible to your purchaser for the amount of time you determine, it can be just until they download the product and close their browser window, (known as a Session Expiry), or they can have access to your Download/Thank-you page for any number of days you that predetermine.

Not only that, your buyer will never see the URL to your actual Download/Thank-you Page. It keeps your URL hidden, but shows your Download/Thank-you page in a secure Web Page instead.

Filesize:11.34 MB

Filetype:zip

Frequently Asked Questions (FAQ) –

Why Price is \$10 ?

We are charging only \$10 for all these 50 products , for 2 reasons.

- 1.** \$10 puts these products within reach of the vast majority of people. It's not too expensive for even the humblest beginning online entrepreneur.
- 2.** Anyone who's not serious enough about building a long term e-Business to invest \$10 into these products isn't going to take the time to use the methods laid out anyway.

Why should I buy from ecomapps.com ?

You be the judge. No other company offers you all this at such a low price. Our package is well organized , This is the biggest collection of quality e-books, scripts, templates, video tutorials available on the internet. All the products included in the package are bestselling titles that currently sell thousands of copies every day.

Are my payment details secure when I order from your site ?

Yes. We do not save payment details on our server. All payment transactions on our site are handled by PayPal.com , a third party payment processing company. PayPal.com is one of the biggest payment processors on the internet and has the highest security standards.

When will I get access to product after I place my order ?

Your payment details are verified instantly, and you will have access to the Package within a few seconds after your order is placed.

How long will it take to download the product and it's contents ?

This is a huge collection of quality products , you will be given 30 days to download all products .After 30 days your account will be automatically deactivated.

What format do the products come in ?

Products are in ZIP, PDF and EXE format . All products are zipped to ensure the shortest download time possible. You need WinZip to open the archive .You can download Winzip from (www.winzip.com) .You need Adobe Acrobat Reader to open PDF files .You can download Acrobat Reader from (www.adobe.com)

Contact Us –

We welcome and value your feedback. For any question, comment and suggestion

Email us at:

General Queries -

info@ecomapps.com

Support –

support@ecomapps.com

**Download All Above High
Quality, Current ,in-demand
ecommerce and Internet
Marketing products
For Only **\$10**
(Intro Offer)**

