

Florida Water & Wastewater Authorities
2008 Survey

multitrode

WATER • WASTEWATER • PUMP STATION • TECHNOLOGY

Survey - Florida Water & Wastewater Utilities, Dec 2008

Q01 - What is the biggest challenge you think the utility faces?

Answer	0%	100%	Response Ratio
Meeting regulatory requirements			38%
Keeping within budget			25%
Asset management			19%
Managing expectations of external stakeholders			6%
Other			9%
No Response			3%
Totals			100%

The main themes in response to "Other" were:

- Recruiting and retaining qualified staff
- Having an adequate budget
- Trees & buildings encroaching on utility mains

Q02 - With the current economic problems in Florida, has your capital works budget been cut?





Answer	0%	100%	Response Ratio
Yes			75%
No			22%
No Response			3%
Totals			100%

Q03 - Your operational budget?





Answer	0%	100%	Response Ratio
Yes			63%
No			34%
No Response			3%
Totals			100%

Survey - Florida Water & Wastewater Utilities, Dec 2008





Q04 - Which of these is your biggest problem:

Answer	0%	100%	Response Ratio
Growing infrastructure (more connections)			16%
Ageing of existing infrastructure			69%
Lack of data to understand the problems that the utility really faces			9%
No Response			6%
Totals			100%

Q05 - How important do you think energy cost and CO2 emissions are currently:





Answer	0%	100%	Response Ratio
Very important			47%
We're starting to pay attention but other challenges are more important			44%
Not important			6%
No Response			3%
Totals			100%

Q06 - With the renewed political focus on climate change, what do you expect (about energy/CO2) within 2 years





Answer	0%	100%	Response Ratio
It will become one of our toughest challenges			6%
It will become significant but other challenges will still be more important			85%
Not important			6%
No Response			3%
Totals			100%

Survey - Florida Water & Wastewater Utilities, Dec 2008






Q07 - Would you describe your maintenance approach to your lift stations as:

Answer	0%	100%	Response Ratio
Run to fail			9%
Preventive maintenance (ie scheduled maintenance based on time, hours run, or a similar measure)			57%
Predictive maintenance (maintenance based on indicators of impending failure)			25%
No Response			9%
Totals			100%

Q08 - What do you think about Predictive Maintenance?

Answer	0%	100%	Response Ratio
Interested but never had the funds to invest in it			28%
Probably costs too much to implement			6%
Too many other concerns to consider it			13%
No Response			53%
Totals			100%

Q09 - Which of these would you rate as the biggest problem?

Answer	0%	100%	Response Ratio
Infiltration into the pipe network			34%
Quality or age of pumps			3%
Problems with control and monitoring of lift stations			19%
No data to figure any of this out			9%
No Response			35%
Totals			100%

Survey - Florida Water & Wastewater Utilities, Dec 2008

Q10 - Do you currently get flow data (inflow, volume pumped and pump flow data) from each lift station?

Answer	0%	100%	Response Ratio
Yes - all			28%
Some lift stations			16%
Only those that pump into the treatment plant			9%
None			13%
No Response			34%
Totals			100%

Q11 - How reliable are your primary level devices?





Answer	0%	100%	Response Ratio
Excellent			13%
Quite good			47%
Not great - lots of maintenance or high level alarms			6%
Very poor			3%
No Response			31%
Totals			100%

Q12 - Do the reports you get out of your SCADA system tell you what you need to know about the operation of the system?

Answer	0%	100%	Response Ratio
Yes, they are really great			9%
Somewhat - some good reports			34%
The reporting is very basic - I need better reports			13%
Nothing - I send people out to site to work it out			9%
No Response			35%
Totals			100%

Survey - Florida Water & Wastewater Utilities, Dec 2008

Q13 - When your operations staff are at site, does the local control system

Answer	0%	100%	Response Ratio
Provide plenty of information about current problems and what caused them			19%
Provide a little data but wish they had more			34%
Gives a flashing light - they have to work it all out for themselves			16%
No Response			31%
Totals			100%

Q14 - In the context of your job, what problems keep you awake at night?

Lots of responses received, most saying their job didn't keep them awake at night:

The most common themes were:

- Funding for new facilities & renewing infrastructure
- Lack of manpower, and equipment to go with them
- Staff and people issues
- Dealing with City Councils