

Claremont Partners




OPTIMIZING HEALTH
MAXIMIZING PRODUCTIVITY



In high performance organizations, someone knows where these wires go to make the health benefit system components work together.

All stakeholders in health care are in agreement that this isn't happening.



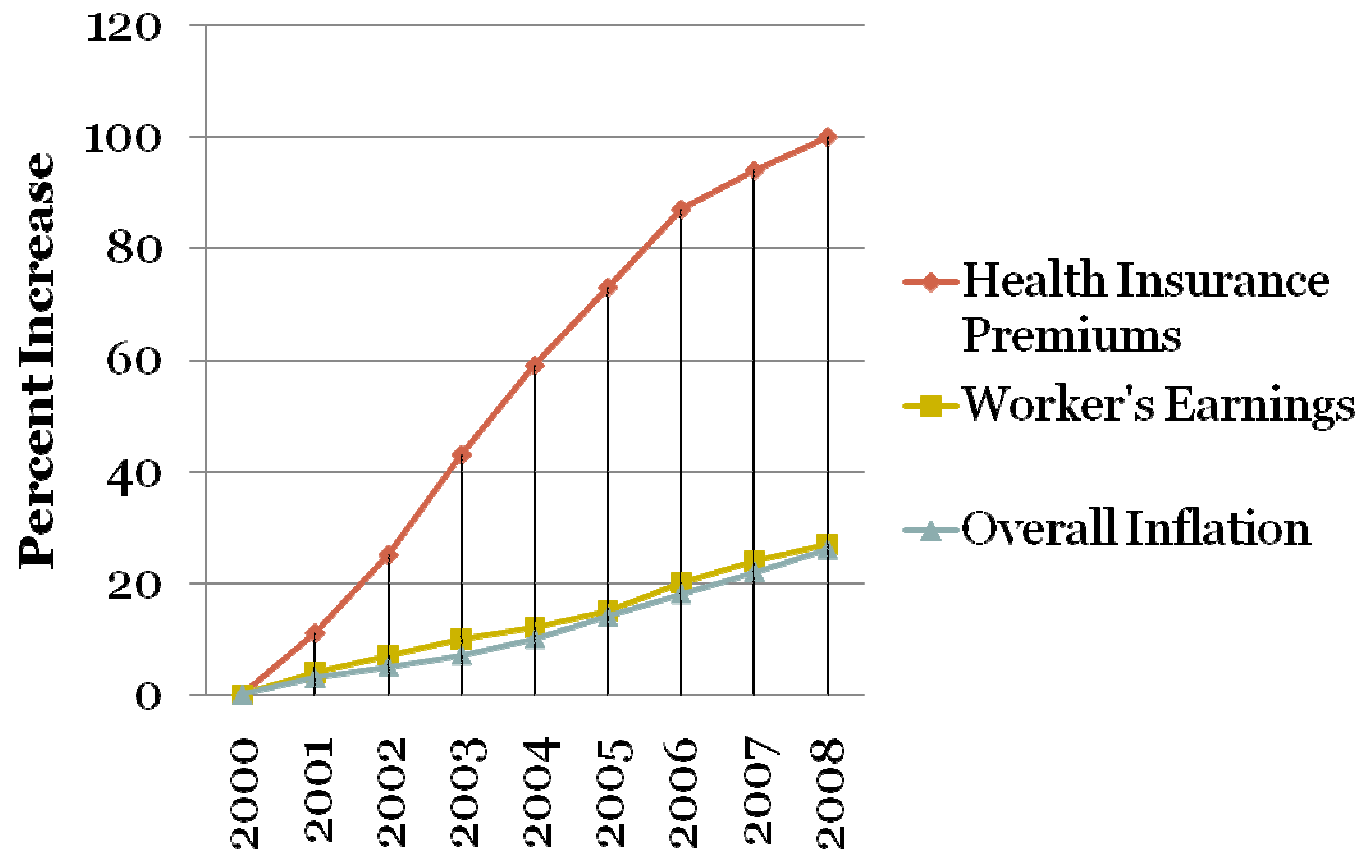
Health Benefit Market Assesment



- Passive, disconnected and under-utilized commodity vendor services
- At-risk individuals not using intended vendor tools
- Vendor motives and practices not aligned with group goals
- Vendor ROI claims not supported by independent audits
- Evidence-based provider practices not implemented
- Co-morbidities not addressed
- No overall client plan to coordinate pharmacy, behavioral, health and medical care



Health Premiums vs. Earnings and Inflation



Note: Data on premium increases reflect the cost of health insurance premiums for a family of four.

Source: KFF/HRET Survey of Employer-Sponsored Health Benefits, 2001-2006; Bureau of Labor Statistics, Consumer Price Index, U.S. City Average of Annual Inflation (April to April), 2001-2006; Bureau of Labor Statistics, Seasonally Adjusted Data from the Current Employment Statistics Survey (April to April), 2001-2006.



Mission



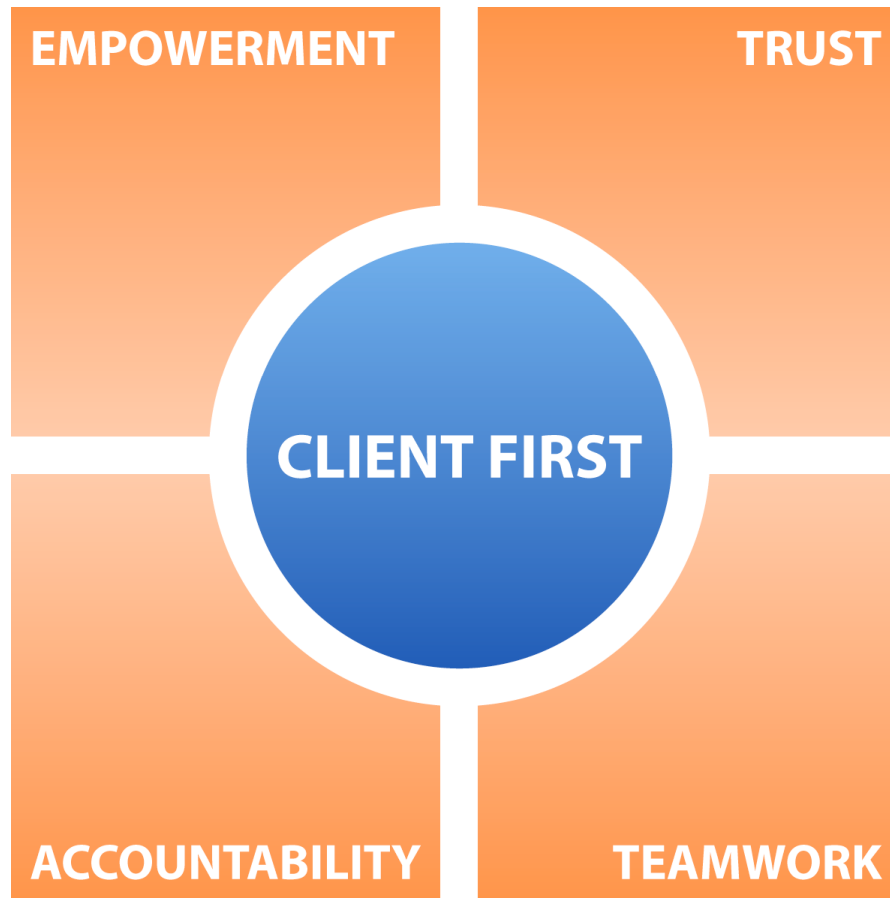
Claremont Partners is a new company established by nationally recognized health and productivity experts to systematically address from the *inside-out* the inefficiencies and ineffectiveness of our health delivery system.

Claremont Partners delivers the following:

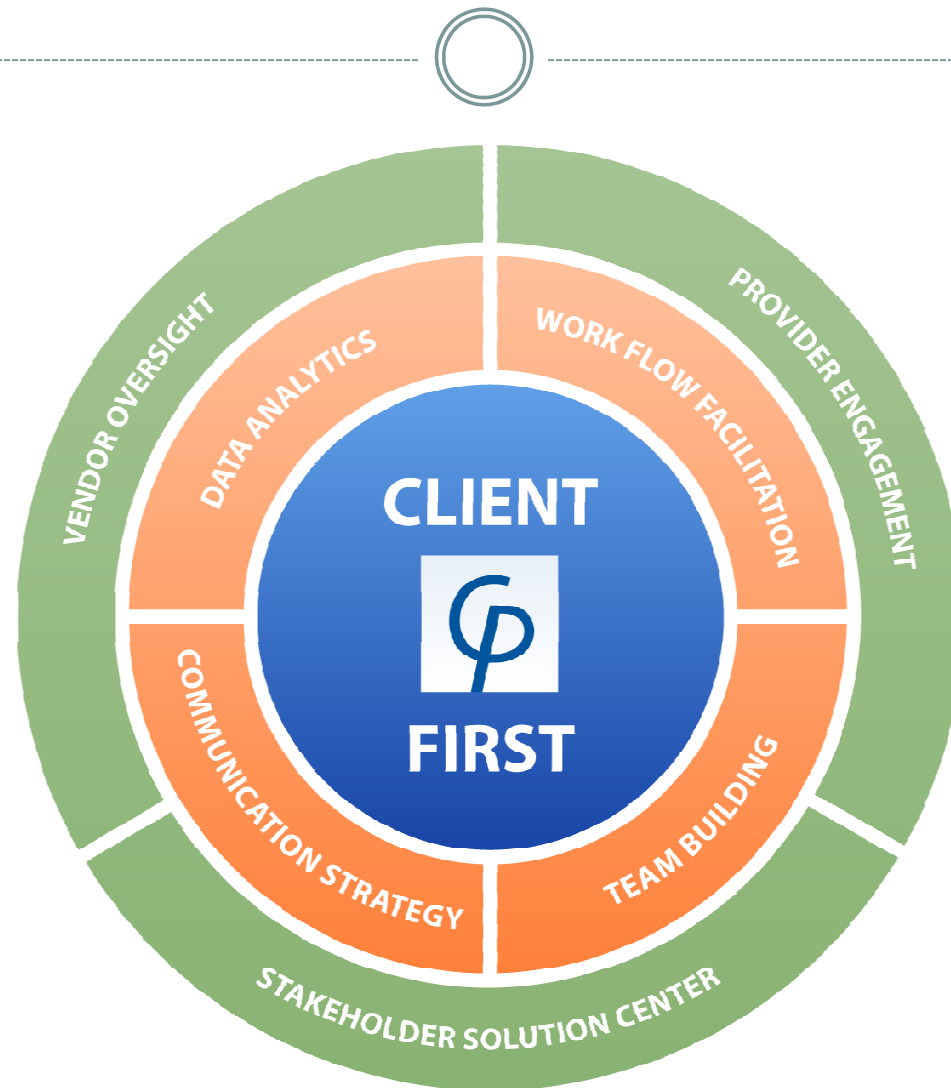
- Measurable health, productivity and quality improvements
- Reduction in health and internal operating costs
- Increase connectivity with and between available tools and resources to problem solve



Core Values



What We Do:
Optimizing Health ... Maximizing productivity



Solution



- Design and implement customized interactive communication programs
- Promote application of evidence based clinical practice for our client's members/employees
 - identification and care of co-morbid conditions
 - optimize effective use of pharmacy
 - primary care physician, psychiatrist and behavioral counselor coordination
- Involve use of Labor/Management Stakeholder Solution Center to address unresolved human resource concerns



Solution



- Mine and analyze all health plan data (medical, pharmacy, behavioral) through a ***clinical lens*** on an on-going basis to identify individual participant and system wide disease patterns and utilization

- Enhance collaborative labor/management relations
 - align work flow practices and vendor motives
 - increase utilization of Employee Assistance Programs and connectivity to other tools and resources
 - promote data transparency



Accountable Care Integrator (ACI)



Tailored integration and coordination of internal/external programs, policies and practices to both strategically and tactically manage human capital expenditures as investments in problem solving

Internal Functions

HEALTH & WELL-BEING ADMINISTRATION

HR PRODUCTIVITY

- Absence Management
- Employee & Labor Relations
- Work Performance Management

RISK MANAGEMENT

- Workers Comp
- Threat Management & Security
- Employment Practices
- Occupational Health & Safety

ACI

Resource Engagement

HEALTH & WELL-BEING BENEFITS' TOOLS

- Disease Management
- Health Promotion & Wellness
- EAP & Life Management
- Behavioral Health Benefits
- Pharmacy Program Optimization

HR PRODUCTIVITY TOOLS

RISK MANAGEMENT TOOLS



Our Three Step Process



Initial Engagement

- Internal Stakeholder Mtgs
- Executive Sponsorship
- External Vendor Mtgs
- Policy/Practice Review
- Data Mining & Analytics
- Define Internal Goals/Objectives
- Tailored Blueprint

On-Going Assignment *ACI Organizational Consulting*

- Engage All Stakeholders
- Promoting & Training
- Embedding Referral Triggers
- Metrics & Analysis

Accountable Care Solution Center

- Individual Case Consulting
- HR Best Practices
- Coordinated Response
- Cases Managed to Closure

Utilization & Clinical Reporting

- Risk Cases-How Many? For
- What? To What Outcome?
- Track Vendor Performance
- Data Mining & Analysis of ROI

HR Productivity & Risk Management Reporting

- Analysis of Stakeholder Data
- Goal Setting



Return on Investment



Sustainable 7 to 10 percent reduction in overall health spend annually

Pharmacy	Medical	Behavioral Health	Labor Management	Waste, Abuse, Fraud
<ul style="list-style-type: none">• Appropriate utilization• Polypharmacy• Medication adherence• Over - utilization,• Multiple prescribers...	<ul style="list-style-type: none">• Chronic Disease Management• ER Utilization• Targeted Health Promotion Initiatives	<ul style="list-style-type: none">• Integrated Physical Health• Mental Health• Substance Abuse/EAP Support	<ul style="list-style-type: none">• Increase Collaboration and Effective Problem Solving	<ul style="list-style-type: none">• 100% electronic claim review



Client Value Creation Process



Contact Us



www.claremontpartners.net

Tom Bjornson
510-451-1430
tbjornson@claremontpartners.net

1050 Marina Village Parkway, Suite 203
Alameda, CA 94501

