

EAP9550

Business Class Wireless N 300Mbps Access Point/Repeater



Key Differentiators

AESTHETIC "SMOKE DETECTOR" DESIGN

Minimal footprint and no protruding antennas
Designed to blend in to various business environments
Unobtrusive design prevents tampering to protect your investment

WIRELESS N 300Mbps SPEED

State of the Art 300Mbps wireless speed for uninterrupted wireless connection
Speed 6X faster than standard 802.11g
Ideal for large file transfer applications from advanced engineering solution to video conference meeting

EMBEDDED MIMO SMART ANTENNA DESIGN

Two transmit and receive spatial streams delivers up to 300Mbps data rate
High Gain 4dBi MIMO Smart Antennas delivers wider wireless coverage
Designed to be deployable out of the box

UNIVERSAL REPEATER

Extends WiFi coverage into dead spots
Minimizes trenching and cabling cost

MULTIPLE WIRELESS NAMES (AP MODE)

Broadcasts multiple SSID's in one device
Permits different levels of network access (VLAN Tagging)


POWER-OVER-ETHERNET (802.3AF) COMPLIANT

Power and data over one single cable for convenient installation

INTELLIGENT QUALITY OF SERVICE (QoS) TECHNOLOGY

Facilitates bandwidth priority for multimedia applications including VoIP phone call, video streaming, online gaming

Ideal For:



HOTELS & RESORTS
CONVENTION CENTERS
CONFERENCE ROOMS
COMMON AREAS
SHOPPING MALLS
AIRPORTS
CUSTOM HOMES
COUNTRY CLUBS
RESTAURANTS
SCHOOLS



EAP9550 – Technical Specifications

Specifications may change without notice.

HARDWARE SPECIFICATIONS

MCU	RT3052
Memory	32MB SDRAM
Flash	4MB
Physical Interface	LAN: One 10/100Mbps Reset Button Power Jack
LEDs Status	Power/ Status • LAN (10/100Mbps) • WLAN (Wireless Connection)
Power Requirements	Power Supply: 90 to 240 VDC ± 10%, 50/60 Hz (depends on different countries) Active Ethernet (Power over Ethernet, IEEE802.3af) 48 VDC/0.375A Device: 12V/1A
Regulation Certifications	FCC Part 15/UL, CE

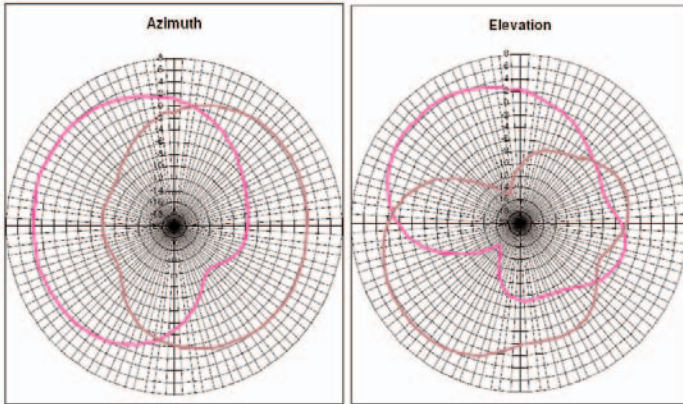
RF SPECIFICATIONS

Frequency Band	2.400–2.484 GHz
Media Access Protocol	Carrier sense multiple access with collision avoidance (CSMA/CA)
Modulation Technology	OFDM: BPSK, QPSK, 16-QAM, 64-QAM DBPSK, DQPSK, CCK
Operating Channels	11 for North America, 14 for Japan, 13 for Europe
Receive Sensitivity (Typical)	IEEE802.11n MCS8 @ -90dBm • MCS15 @ -70dBm IEEE802.11g 6Mbps@ -92dBm • 54Mbps@ -72dBm IEEE802.11b 1Mbps@ -93dBm • 11Mbps@ -89dBm
Available transmit power	IEEE802.11n/g 18dBm@6–9 Mbps / MCS9 16dBm@12–18 Mbps / MCS11 14dBm@24–36 Mbps / MCS13 13dBm@48–54 Mbps / MCS15 IEEE802.11b 17.5dBm@1, 11Mbps
Antenna *2	Directional embedded antenna Peak Gain = 4dBi

SOFTWARE FEATURES

Topology	Infrastructure				
Operation Mode	Access Point / WDS / Universal Repeater				
LAN	DHCP Server • DHCP Client				
Wireless	Wireless Mode - 11b / 11g / 11n / Disable Transmission Rate 11 b/g: 54, 48, 36, 24, 18, 12, 11, 9, 6, 5.5, 2, 1 in Mbps 11n:				
	MCS Index	Guard Interval 800ns	Guard Interval 400ns		
		20 MHz (Mbps)	40 MHz (Mbps)	20 MHz (Mbps)	40 MHz (Mbps)
	0	6.5	13.5	7.2	15
	1	13	27	14.4	30
	2	19.5	40.5	21.7	45
	3	26	54	28.9	60
	4	39	81	43.3	90
	5	52	108	57.8	120
	6	58.5	121.5	65	135
	7	65	135	72.2	157.5
	8	13	27	14.4	30
	9	26	54	28.9	60
	10	39	81	43.3	90
	11	52	108	57.8	120
	12	78	162	86.7	180
13	104	216	115.6	240	
14	117	243	130	270	
15	130	270	144.4	300	
Security	Signal Strength Bandwidth Selection- 40/20 MHz for 11n				
	WEP Encryption-64/128 bit WPA Personal (WPA-PSK using TKIP or AES) WPA Enterprise (WPA-EAP using TKIP) 802.1x Authenticator Hide SSID in beacons Multiple SSID with 802.1q VLAN tagging (up to 4 SSIDs) in AP mode MAC Filter(AP mode) WLAN L2 isolation(AP mode) Wireless STA (Client) connected list (Idle/Connection Time, Pkt statistics)				
	QoS				
	WMM				

ANTENNA RADIATION PATTERNS



MANAGEMENT


Configuration	Web-based configuration (HTTP/Telnet)
Firmware Upgrade	Upgrade firmware via web browser Keep latest setting when f/w update
Administrator Setting	Administrator password change
Reset Setting	Reboot (press 1 second) Reset to Factory Default (press 10 second)
System monitoring	Status Statistic and Event log
SNMP	V1, V2c
MIB	MIB I, MIB II(RFC1213) and Private MIB
Traffic Measurement	Per interface
Bandwidth Measurement	IP range and bandwidth management
Backup & Restore	Settings through Web

ENVIRONMENT & PHYSICAL

Temperature Range	Operating: 0°C to 45°C (32°F to 113°F) Storage: -20°C to 70°C (-4°F to 158°F)
Humidity (non-condensing)	0% – 95% typical
Dimensions	Diameter: 120mm (4.72") Height: 50mm (2.17")
Weight	0.62 lb. (280g)

ANTENNA SPECIFICATION

Standard	IEE 802.11n and 802.11 b/g
Frequency Range	2.4 to 2.49 GHz
Peak Gain	4 dBi
VSWR	2:1
Feed Impedance	50 Ohms
Power Handling	30 dBm
Interface	Two sets of soldering pads for 50 ohm, 1.13 mm diameter, micro coax cable
Antenna Dimensions	100 x 50 (mm)
Weight	.03 oz (9 grams)



EnGenius Technologies

1580 Scenic Avenue
Costa Mesa, CA 92626
USA

888.735.7888

