

# C-FLEX™

*OUT OF THE BOX THINKING*



Catalog  
February 2010



You could pay more for a counter system but you wouldn't get more.



**C-FLEX**<sup>™</sup>  
*OUT OF THE BOX THINKING*

Patent Pending

C-Flex is a revolutionary new way to look at your store's counter systems. Instead of the old-fashioned box construction, C-Flex uses a patented frame design that gives you a lightweight, yet stronger counter than traditional units.

C-Flex also gives you flexibility which you've never had before, so you can change and update counter tops and surfaces or re-configure the whole layout. C-Flex counters are offered in modular heights, widths, depths, and in a wide range of styles from simple, straight counter designs to corner configurations. Standard tops are offered in laminate, Kydex, stainless steel and a wide range of solid surfaces. The C-Flex platform can also be customized to meet specific design requirements.



So if you're looking to save money without sacrificing style and quality, then C-Flex is for you. Designed and made in the U.S.A. by Pan-Oston, an industry leader for 40 years, C-Flex is totally changing the way C-Stores approach their counter systems.

- C-Flex saves you money
- C-Flex is stronger than traditional counters
- C-Flex is easy to install
- C-Flex opens from behind for easy access for health department and NSF compliance
- C-Flex has incredible strength and durability
- C-Flex allows you to change and update counter tops/surfaces or re-configure the entire unit
- C-Flex ships in a pre-assembled version for quick installation or in a knock down version for reduced freight



For over 40 years, Pan-Oston has been the leading provider of custom store fixtures in North America. Pan-Oston is poised to offer the most innovative millwork and metal retail solutions in the industry and we continue to set the standard with conceptual design, professional design engineering, store planning services, product service, logistics and much more.

*Patent Pending*

# C-Flex. Out of the Box

## Return On Investment (ROI)

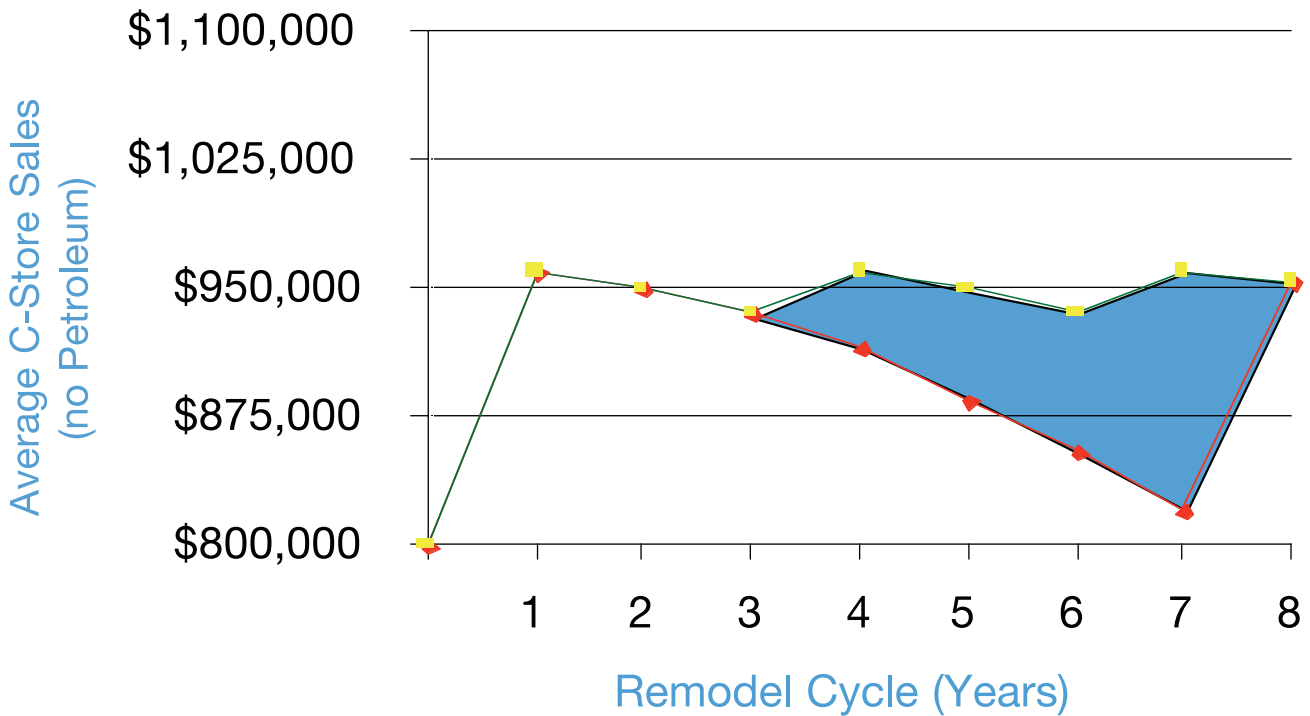
TOTAL COST OF OWNERSHIP BENEFITS	C-FLEX
Remodel your entire counter system easily and inexpensively	√
Easily and inexpensively replace damaged or worn panels/facades/tops	√
Quick and easy installation with Min/Max adjustability for “a good fit every time”	√
Versatility to change the color, finish or functionality after installation as your store operational needs change	√
Complete rear opening for easier plumbing/electrical access and removable floor panels for health code/NSF compliance	√
Re-use patent pending metal structure when remodeling or upgrading stores	√
Eliminate or reduce store downtime and equipment disconnect/reconnect fees as well as customer inconvenience during remodel	√
Durability and longevity of metal with aesthetically pleasing quality wood appearance	√
2,000lb weight bearing load standard	√
Mix-and-match wood and metal finishes	√
Simple maintenance and reduced service costs	√
Optional flat/unassembled shipping for reduced freight and storage costs	√
Drawings, Layouts and Take-offs	√
Wide range of finishes available	√





Best Total Cost of Ownership and ROI

# Remodel Impact on Sales



Incremental Sales and Margin as a result of store environments

Traditional Counter  
C-Flex Counter

# New Pan-Oston Program Helps Distributors Improve Estimate and Order Efficiency

## Exclusive software saves hours of time developing C-Flex customer estimates and orders

Bowling Green, KY - June 25, 2009 Pan-Oston announced today the release of its newest sales tool for its distributor customers. This web-based C-Flex Order Configurator™ is designed to help Distributor Sales Professionals take off and configure the exact C-Flex counter system for their customers' convenience store, accurately price it and when approved, automatically transmit the order to Pan-Oston.

The easy-to-use interactive and proprietary tool gives distributor partners and their sales teams the ability to "build up" the style, functions, size, color, features, material selections and price of a C-Flex counter system at "web speed." The C-Flex Order Configurator™ also improves the profitability of distributor partners by reducing estimate and order processing time and errors.

"Our goal with the C-Flex Order Configurator™ is to provide our customers and business partners with industry-leading tools and technologies that will streamline their sales processes and help them be more successful. This proprietary web-based program provides real-time product and pricing information and significantly reduces non value-added tasks and manual steps from the estimate and order cycle," said Jim Vance, President of Pan-Oston.

Pan-Oston's C-Flex Order Configurator™ has many useful features including the following:

- Security processes that require password specific feature access
- Interactive C-Flex catalog search feature
- Estimate and order history database file storage
- Real time quoting, estimating and order placement
- Checks and balances to ensure that product combinations or packages are configured

"Now with the C-Flex Order Configurator™, we can quickly and accurately build-up the exact counter system for our customers," said Kymme Merrick, Vice President of Sales, C-Store Specialists. "The software calculates all the component numbers, our cost and the selling price then in seconds formats an estimate document that we email or send to our customers."

The C-Flex Order Configurator™ can be found at [www.panostonconfig.com/cflex](http://www.panostonconfig.com/cflex).

Pan-Oston, a majority owned subsidiary of Houchens Industries, Inc., one of the largest employee owned ("ESOP") companies in the United States, has been an industry leader in the design and manufacture of retail checkout products as well as a broad range of retail fixtures and fittings for over 40 years. [www.panoston.com](http://www.panoston.com).





# Table of Contents

Introduction	9
Options	11
Standard	19
Radius	33
Corner & Wedge	37
Beverage	41
Island	47
Towers	57
Overhead	63
Components	65
Parts & Accessories	71
Shelving & Gondolas	77
Terms & Conditions	79
Limited Warranty	80

# Contact Us

## **Pan-Oston Company**

6944 Louisville Road  
Bowling Green, KY 42101  
[www.panoston.com](http://www.panoston.com)

Visit our online Configurator at:  
[www.panostonconfig.com/cflex](http://www.panostonconfig.com/cflex)

Phone: 270.783.3900  
Fax: 270.783.3911  
E-mail: [info@panoston.com](mailto:info@panoston.com)

**Account Managers**

800.569.5742

**Field Operations/Support**

800.472.6678

**After Hours Support**

800.808.0309



**WFFLEX™**

Introduction

Options

Standard Counters

Radius Counters

Corner & Wedge Counters

Beverage Counters



# From our President

Welcome to our 2009 C-Flex Counter System catalog. C-Flex is the latest in a long line of innovative, superior quality and high value American made retail checkout and display solutions developed by Pan-Oston over our forty plus years of business. From metal and wood counters to the world's smartest and easiest self-checkout solution, we have the experience and expertise to deliver on your needs better than anyone else.

C-Flex, our revolutionary patent pending counter system is the newest retail merchandising innovation in decades and is totally changing the way C-Stores and other retailers are approaching their counter systems. C-Flex uses a tubular steel structural frame so the units are created as 'integrated systems' and not as adjoining cabinets like traditional modular counter units. C-Flex's design supports virtually any counter configuration and provides Retail Stores with the flexibility to change and update counter tops and surfaces or reconfigure the whole layout without closing the store and without replacing the patent pending frame design.

C-Flex also offers retailers the best Return on Investment or ROI of any counter system and can reduce remodel costs by up to 75%.

- C-Flex is stronger and longer lasting than traditional counters
- C-Flex has a 2,000lb load bearing capacity as a standard feature
- C-Flex is quicker and easier to install than traditional wood counter systems saving time and labor costs
- C-Flex ships assembled or flat/unassembled reducing freight cost
- C-Flex can be LEED compatible and reduces carbon footprint by up to 75% of the landfill volume consumed with discarded traditional wood counter systems

Within this catalog you have all the resources needed to understand our extensive C-Flex counter system, and with our copyright protected web-based C-Flex Order Configurator you can quickly and easily price and order your counter system.

Pan-Oston also brings you checkout innovation with the only "Plug and Go" self-checkout solution. Our Utopia™ self-scan solution is the only proven C-Store self-checkout and includes a unique pre-pay gas feature. Utopia self-checkout provides your customers with greater convenience and speed of service and delivers significant labor and margin improvements to your store.

We also offer display solutions for tobacco, beer and wine as well as an unsurpassable array of food service equipment and small ware products.

So if you're looking for the best solutions for a small or large store, that will increase customer satisfaction, efficiency, and revenue while lowering costs, please give us a call.

Best Regards,

Jim Vance  
President

# Our History

Pan-Oston has been an industry leader in the design and manufacture of smart and innovative wood and metal retail counter and checkout solutions for over 40 years. Recently, the company has received rave reviews for its smart and simple self-checkout technology solution designed for independent grocers and C-Stores that is considered by many to be “best in the world.”

Pan-Oston prides itself on developing superbly engineered, premier quality, high value, long lasting and ‘Made in America’ products that are LEED compatible and truly solve problems for their customers while enhancing the overall shopping experience.

- 1968 Subsidiary of Halton, OY, a Finnish manufacturer introduces checkout/counter products to North American markets.
- 1978 North American production began in Peterborough, Canada.
- 1988 Glasgow, KY plant expands to accommodate growing demand for Pan-Oston products and services.
- 1992 Glasgow, KY plant expansion to meet increased demand.
- 2002 Pan-Oston acquired by Houchens Industries, Inc. of Bowling Green, KY, one of the largest ESOP companies in the United States.
- 2005 Relocated Glasgow manufacturing plant to new state-of-the art 200,000 square foot green manufacturing facility and Corporate Office in Bowling Green, KY. Among the many green features used in the facility is the latest in powder paint technology.
- 2005 Acquisition of 75,000 square foot wood fixture and millwork facility in Hiram, Ga. that had state-of-the-art CNC wood manufacturing and edge banding equipment.
- 2006 Expanded Bowling Green facility by an additional 100,000 square feet and acquired our first automated Salvagnini metal machining and bending equipment. Began development of the patent pending Utopia Self-Checkout and C-Flex family of products.
- 2008 Introduced Reddy™, Vantage™, Ergolane™, C-Series™, C-Flex™ and Utopia™ catalog brands.
- 2009 Relocated Hiram, GA plant to Bowling Green expanding product and service value.
- 2009 Expanded Bowling Green operations with a 5,000 square feet dedicated “clean and controlled” Electronic Assembly Area to accommodate growing demand for Utopia self-checkout technology and a 24/7/365 control center to monitor live Utopia checkout lanes.

Pan-Oston is proud to export our “American made” products to Asia, South America, Europe, New Zealand, Australia and the Caribbean. The pride, commitment to excellence and “it can be done” attitude of our 250 plus associates will ensure that Pan-Oston continues to be an industry leader in retail checkout, display and counter fixtures for decades.

# WFFLEX™

Introduction

Options

Standard Counters

Radius Counters

Corner & Wedge Counters

Beverage Counters

Options



## Powder Coat Paint Colors: (Metal Cabinets)



Black #18441  
Texture Epoxy



Statuary Bronze #104208  
Texture Hybrid



Port Red #104041  
Texture Hybrid



International Red #83634  
Texture Hybrid




Retail Red #83614  
Texture Hybrid



Storm #104264  
Texture Hybrid



O.D. Brown #83288  
Texture Hybrid



Putty Brown #83289  
Texture Hybrid



Fence Green #89860  
Texture Hybrid



Deep Teal #104259  
Texture Hybrid



Royal Blue #105610T  
Texture Hybrid



Capitol Blue #104063  
Texture Hybrid




Sky Blue #104089  
Texture Hybrid




Nevada Beige #83633  
Texture Hybrid



Featherstone #18442  
Texture Hybrid




Gray Ral 7047 #49476  
Texture Hybrid




Pearl Gray #28267T  
Texture Hybrid



Light Beige #104036  
Texture Hybrid




Mission White #14723T  
Texture Hybrid




Tech White #83628  
Texture Hybrid

## High Pressure Laminates: (Wood Cabinets and Tops)




Black – 1595



Frosty White – 1573




Wild Cherry – 7054




Kensington Maple – 1076



Dove Grey – D92



Natural Almond – D30



Fashion Grey – D381



Graphite Nebula – 4623

Colors may vary from samples shown.  
Refer to actual paint and laminate samples  
for exact colors.

Patent Pending

## Kydex Colors: (Tops)



Liberty Red #12133




Black #52114




Cocoa #72047



Beige #72005



Steel Gray #52068



Snowflake #62029

## Solid Surfaces: (Tops)



Almond



Almond Pearl




Arctic White



Beach Sand




Beige Sand




Black Pearl



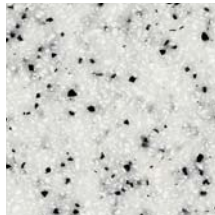
Cream




Delta Sand



Desert Sand



Gray Sand



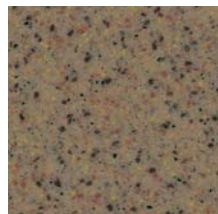
Ivory White




Midnight Pearl



Oregano Sand



Spiced Java Sand



Steel Sand



Tapioca Pearl



Venetian Sand

# Counter Identification System **C-FLEX**

Patent Pending

OUT OF THE BOX THINKING

## CABINETS

### Examples

#### WPOCFCS24-23-34-DR-CB-BASE

Wood Basic Cabinet, 24" Wide x 23" Deep x 34" High, with Door, Closed Back, On Base

#### MPOCFCB36-29-34-3L-OB-LEG

Metal Beverage Cabinet, Cup and Condiment (3 Cup Dispensers on the Left), 36" Wide x 29" Deep x 34" High, Open Back, On Legs

Top Material	Product Family	Width	Depth	Height	Style	Back Option	Foundation Option
W - Wood	POCFCS- Standard Counters	12"	15"	25"	Varies	OB-Open Back	Base
M - Metal	POCFCR- Radius Counters	18"	23"	34"	by	CB- Closed Back	Legs
	POFCFW- Wedge and Corner Counters	24"	29"		Product		
	POFCFM- Counter Merchandising	36"			Family		
	POFCFB- Beverage Counters	48"			<b>Examples</b>		
	POFCFI- Island Counters	60"			DR- Door		
	POFCFIM- Island End Counters/Mitered				3L-3 Cup Disp. Left		
	POCFCT- Towers				SF- Safe		
	POFCFO- Overhead Cabinets				D1- One Drawer		

## TOPS

### Examples

#### POSBP24-30

Stainless Steel Top with backsplash and standard utility penetrations, 24" Wide x 30" Deep

#### POLFN36-24

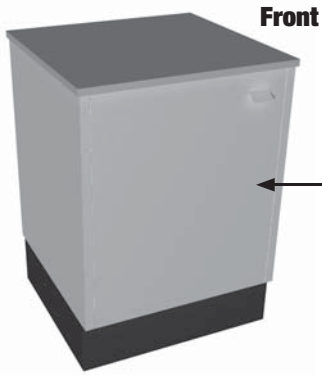
Laminate Top, flat (no backsplash) and no utility penetrations, 36" Wide x 24" Deep

Top Material	Backsplash	Utility Penetrations	Width	Depth
POS- Stainless Steel	B- Backsplash	P- Penetrations	Varies	16"
POP- Powder Coated	F- Flat	N- No Penetrations	by	24"
POL- Laminate	HB- High Backsplash		Product	30"
POA- Solid Surface			Family	36"
			<b>Typical</b>	
				12"
				18"
				24"
				36"
				48"

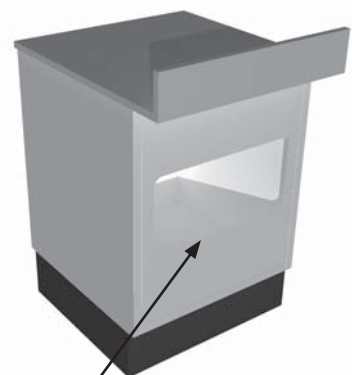
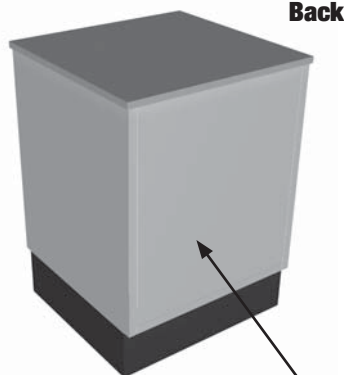
# C-FLEX™ Cabinet Illustrations

OUT OF THE BOX THINKING

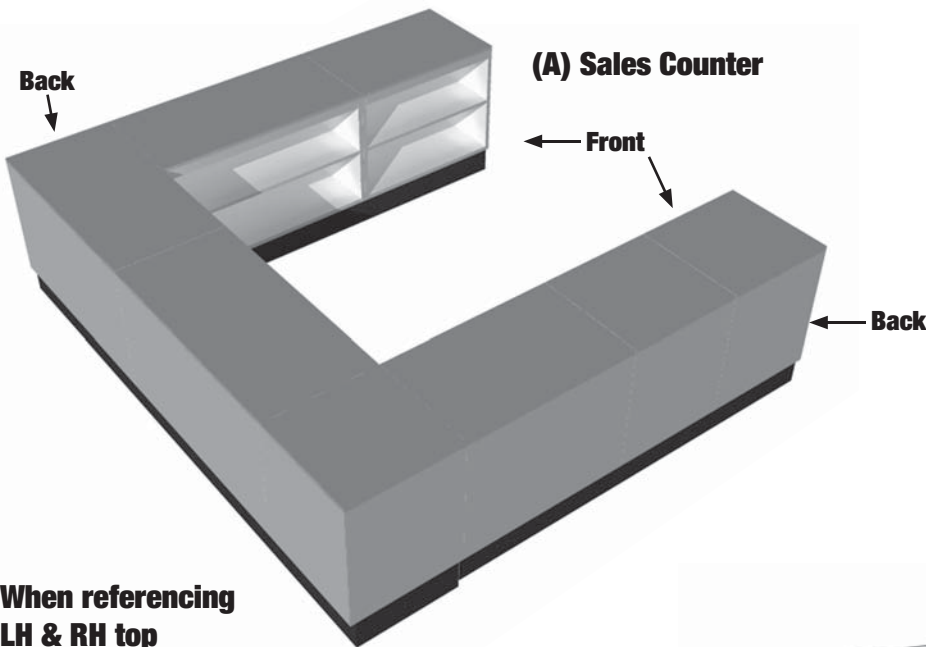
Patent Pending




OPENING MAY FACE CLERK OR CUSTOMER, DEPENDING UPON APPLICATION



AVAILABLE CLOSED OR OPEN. USE OPEN BACK FOR SLATWALL OR WHEN INSTALLING AGAINST THE WALL

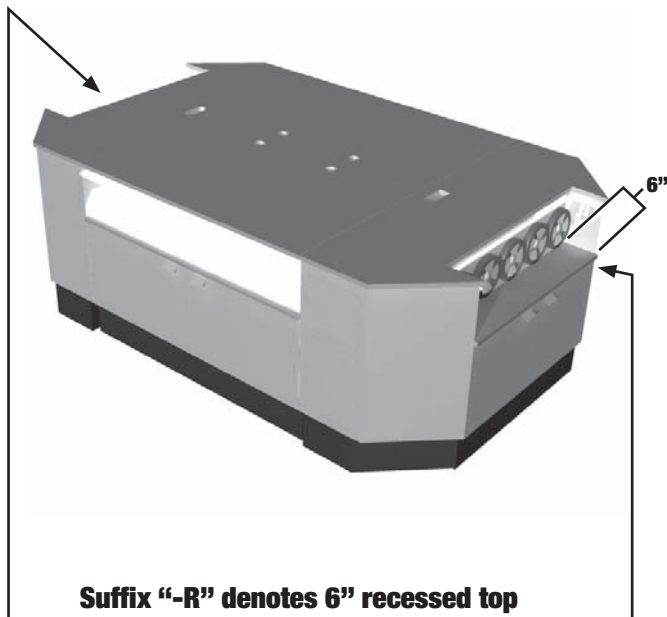


When referencing LH & RH top overhang, assume you are facing the front of the cabinet.

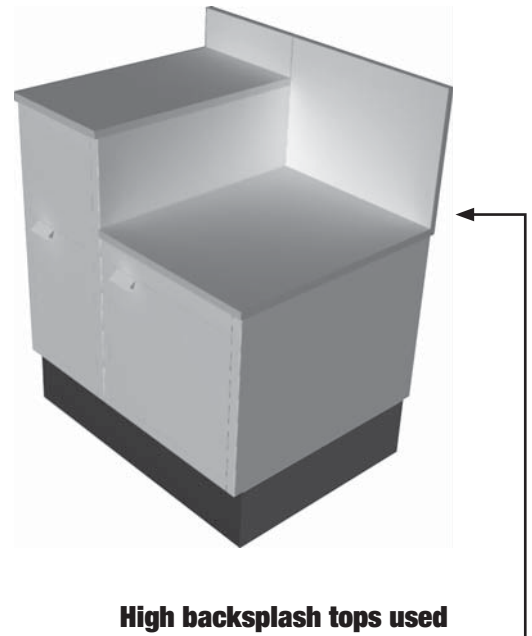




Surface Options		
	<p><b>Laminate and Kydex Tops</b></p>	<p><b>A. 3/4" Substrate</b>  <b>B. Laminate</b>  <b>C. Edge Molding</b>  <b>D. Backing</b></p>
	<p><b>Stainless Steel Tops</b></p>	<p><b>A. 5/8" Substrate</b>  <b>B. Stainless Steel</b></p>
	<p><b>Solid Surface Tops</b></p>	<p><b>A. 5/8" Substrate</b>  <b>B. Solid Surface</b></p>



**Suffix "-R" denotes 6" recessed top for cup/condiment access**



**High backsplash tops used with 25"H cabinets**

# C-FLEX™ Door Options

OUT OF THE BOX THINKING

Patent Pending

## FLUSH DESIGNER DOOR

Contemporary flush door styling with pull handle.




# Modular Top Options **C-FLEX**

Patent Pending

OUT OF THE BOX THINKING

## FLAT TOPS



Depths: 16", 24", 30", 36" and 42"  
Widths: 12" to 96" in 1" increments  
Thickness: 3/4" - 1 1/8" (depending on material)  
Available with or without utility penetrations

## BACK SPLASH TOPS



Depths: 16", 24", 30", 36" and 42"  
Widths: 12" to 96" in 1" increments  
Thickness: 3/4" - 1 1/8" (Depending on material)  
All back splash tops 18" and above come with utility penetrations  
Back splash height for 34" counter is 4"  
Back splash height for 25" counter is 13"



# C-FLEX™ Modular Top Options

OUT OF THE BOX THINKING

Patent Pending

## ADD-ON SIDE AND BACK SPLASH


Depths: (Side Splash) Sizes match top depth  
15", 23", 29" and 35"

Widths: (Back Splash) Match top width  
12" to 96" in 1" increments

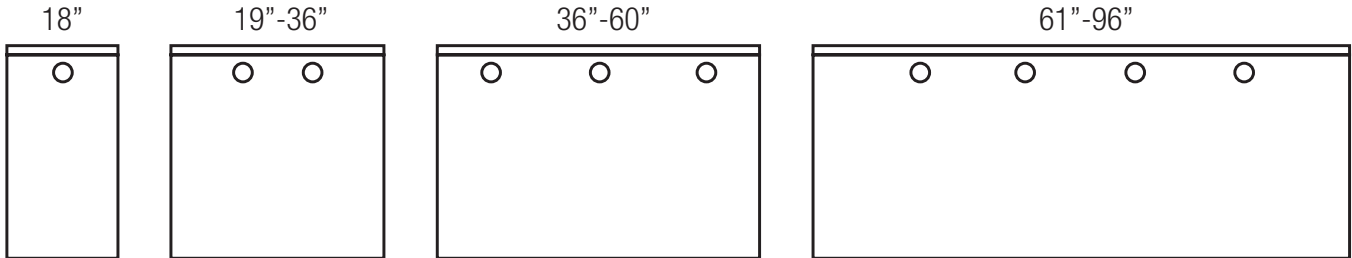
Thickness: 3/4" - 1 1/8" (Depending on material)

Height: 4" or 13" for 25" H Cabinet

Used on existing flat tops, laminate tops  
or on sides of stainless or powder painted  
metal tops. Add-on back splashes are  
available in stainless, Kydex, or painted metal.



## UTILITY PENETRATIONS



The number of penetrations varies with the top width as shown above. Holes are located 3 1/2" on center from the back edge of tops. Diameter is 2 3/4" and black plastic cap is provided with each.

<sup>TM</sup>  
**CFFLEX**

Introduction

Options

Standard Counters


Radius Counters

Corner & Wedge Counters

Beverage Counters

Standard Counters





## Cabinet Dimensions

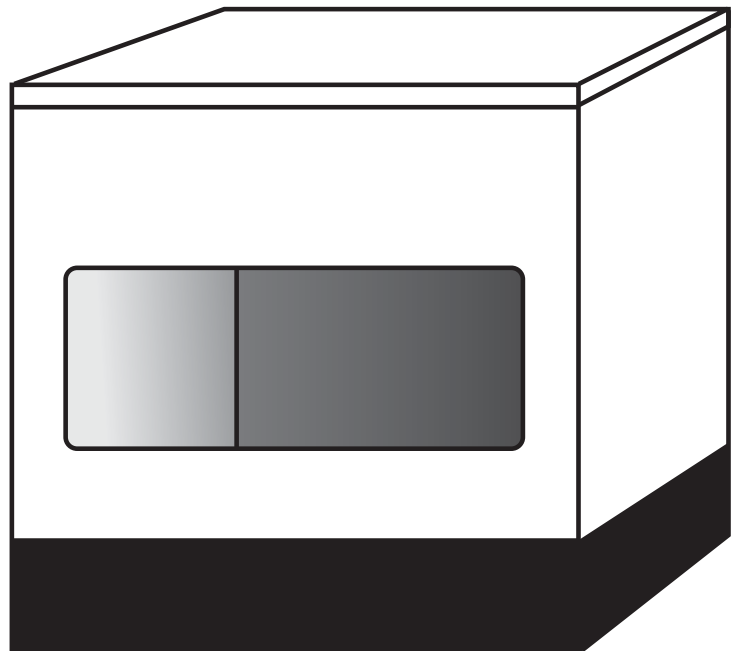
POCFCS Cabinet widths are measured from the outside edges, as shown in the figure at left.

POCFCS SERIES Cabinets are available in the following widths: 12, 18, 24, 30, 36, and 48 inches as shown below.



## Cabinet Access

In order to access the inside of the cabinet (for electrical or plumbing purposes), most are available with an open-back option. Closed-back options are available for POCFCS and POCFCB Counters (18", 24", 36", 48").



# C-FLEX™ 12" Cabinets

Patent Pending

OUT OF THE BOX THINKING


## 12" Waste Cabinets



**SW - Straight Waste**

**34" H, Available in  
23", 29", 35"D**

## 12" Base Cabinets



**ND - No Door**


**34" H, Available in  
15", 23", 29"D**



**DR - Door**

**34" H, Available in  
15", 23", 29"D**

## 12" Cabinets – Other



**SF - Safe**

**34" H, Available in  
23", 29"D**

# C-FLEX™

OUT OF THE BOX THINKING

# 18" Cabinets **C-FLEX**

Patent Pending

OUT OF THE BOX THINKING


## 18" Waste Cabinets



**SW - Straight Waste**

**34" H, Available in  
23", 29"D**

## 18" Base Cabinets



**ND - No Door**  
Fixed shelf included


**34" H, Available in  
15", 23", 29"D**



**DR - Door**  
Fixed shelf included

**34" H, Available in  
15", 23", 29"D**

## 18" Cabinets – Other



**SF - Safe**

**34" H, Available in  
23", 29"D**






16"w x 32.25"H  
Safe Opening

**C-FLEX**™  
OUT OF THE BOX THINKING

# C-FLEX™ 24" Cabinets

Patent Pending

OUT OF THE BOX THINKING

24" Drawer Cabinets		
	<b>DD - Door/Drawer</b> Fixed shelf included	<b>34" H, Available in 15", 23", 29"D</b>
	<b>D1 - One Drawer</b> Fixed shelf included with 34"	<b>25", 34" H, Available in 15", 23", 29"D</b>
	<b>D2 - 2 Drawer</b>	<b>25", 34" H, Available in 15", 23", 29"D</b>
	<b>D3 - 3 Drawer</b>	<b>34" H, Available in 15", 23", 29"D</b>
	<b>D4 - 4 Drawer</b>	<b>34" H, Available in 15", 23", 29"D</b>

**C-FLEX™**  
OUT OF THE BOX THINKING

# 24" Cabinets **C-FLEX**

Patent Pending

**OUT OF THE BOX THINKING**

24" Base Cabinets		
	<p><b>ND - No Door</b> Fixed shelf included</p>	<p><b>25", 34" H, Available in 15", 23", 29"D</b></p>
	<p><b>DR - Door</b></p>	<p><b>25", 34" H, Available in 15", 23", 29"D</b></p>
24" Waste Cabinets		
	<p><b>SW - Straight Waste</b></p>	<p><b>34" H, Available in 23", 29"D</b></p>
24" Other Cabinets		
	<p><b>SF - Safe</b></p>	<p><b>34" H, Available in 23", 29"D</b>  22"w x 32.25"H Safe Opening</p>

**C-FLEX**<sup>TM</sup>  
*OUT OF THE BOX THINKING*




# C-FLEX™ 24" Cabinets

Patent Pending


OUT OF THE BOX THINKING

## 24" Merchandiser Cabinets



**MD - Merchandiser with Door**  
Fixed shelf included & 3 wire shelves

**34" H x 29"D**



**MF - Merchandiser Front**  
Fixed shelf included & 3 wire shelves

**34" H x 29"D**

## 24" Specialty Cabinets



**SK - Sink**  
All sink counters include  
openings for plumbing

**34" H, Available in  
15", 23", 29"D**



**CI - Cigarette**

**34" H, Available in  
15", 23", 29"D**








**MW - Microwave**  
Fixed shelf included

**34" H, Available in  
23", 29"D**

# 30" Cabinets *C-FLEX*

Patent Pending






OUT OF THE BOX THINKING

30" Drawer Cabinets		
	<b>DD - Door/Drawer</b> Fixed shelf included	<b>34" H, Available in 15", 23", 29"D</b>
	<b>D1 - One Drawer</b> Fixed shelf included with 34"	<b>25", 34" H, Available in 15", 23", 29"D</b>
	<b>D2 - 2 Drawer</b>	<b>25", 34" H, Available in 15", 23", 29"D</b>
	<b>D3 - 3 Drawer</b>	<b>34" H, Available in 15", 23", 29"D</b>
	<b>D4 - 4 Drawer</b>	<b>34" H, Available in 15", 23", 29"D</b>

# C-FLEX™ 30" Cabinets

Patent Pending






OUT OF THE BOX THINKING

30" Base Cabinets		
	<p><b>ND - No Door</b> Fixed shelf included</p>	<p><b>25", 34" H, Available in 15", 23", 29"D</b></p>
	<p><b>DR - Door</b></p>	<p><b>25", 34" H, Available in 15", 23", 29"D</b></p>
30" Merchandiser Cabinets		
	<p><b>MF - Merchandiser</b> <b>MD - Merchandiser with Doors</b></p>	<p><b>34" H x 29"D</b></p>
30" Specialty Cabinets		
	<p><b>SF-DR-SK - Safe/Sink Counter with Doors (False Base)</b></p>	<p><b>34" H, Available in 15", 23", 29"D</b></p>
30" Other Cabinets		
	<p><b>SF - Safe</b></p>	<p><b>34" H, Available in 23", 29"D</b></p>

# 36" Cabinets *C-FLEX*

Patent Pending






OUT OF THE BOX THINKING

36" Drawer Cabinets		
	<b>DD - Door/Drawer</b> Fixed shelf included	<b>34" H, Available in 15", 23", 29"D</b>
	<b>D1 - One Drawer</b> Fixed shelf included with 34"	<b>25", 34" H, Available in 15", 23", 29"D</b>
	<b>D2 - 2 Drawer</b>	<b>25", 34" H, Available in 15", 23", 29"D</b>
	<b>D3 - 3 Drawer</b>	<b>34" H, Available in 15", 23", 29"D</b>
	<b>D4 - 4 Drawer</b>	<b>34" H, Available in 15", 23", 29"D</b>

# C-FLEX™ 36" Cabinets

Patent Pending

OUT OF THE BOX THINKING






36" Base Cabinets		
	<p><b>ND - No Door</b> Fixed shelf included</p>	<p><b>25", 34" H, Available in 15", 23", 29"D</b></p>
	<p><b>DR - Door</b></p>	<p><b>25", 34" H, Available in 15", 23", 29"D</b></p>
36" Merchandiser Cabinets		
	<p><b>MF - Merchandiser</b> <b>MD - Merchandiser with Door</b></p>	<p><b>34" H x 29"D</b></p>
36" Specialty Cabinets		
	<p><b>SF-DR-SK - Safe/Sink Counter with Doors (False Base)</b></p>	<p><b>34" H, Available in 15", 23", 29"D</b></p>
36" Other Cabinets		
	<p><b>SF - Safe</b></p>	<p><b>34" H, Available in 23", 29"D</b></p>



# 48" Cabinets **C-FLEX**

Patent Pending




**OUT OF THE BOX THINKING**

48" Base Cabinets		
	<p><b>ND - No Door</b> Fixed shelf included</p>	<p><b>25", 34" H, Available in 15", 23", 29"D</b></p>
	<p><b>DR - Door</b></p>	<p><b>25", 34" H, Available in 15", 23", 29"D</b></p>
48" Merchandiser Cabinets		
	<p><b>MF - Merchandiser</b> Wire shelves included</p>	<p><b>34" H x 29"D</b></p>
	<p><b>MD - Merchandiser Front with Door</b></p>	<p><b>34" H x 29"D</b></p>
48" Other Cabinets		
	<p><b>SF - Safe</b></p>	<p><b>34" H, Available in 23", 29"D</b></p>

# C-FLEX™ Fillers

Patent Pending

OUT OF THE BOX THINKING


Fillers		
	<p><b>CSCF - Corner Filler</b> For counter to counter applications</p>	<p><b>Available in 25" H and 34"H 1" W</b></p>
	<p><b>CSEF - End Filler</b> For wall applications</p>	<p><b>Available in 25" H and 34"H With 1", 7", 9", and 13" Top Overhang</b></p>
	<p><b>CSFF - Front Filler Scribe</b> For counter to wall applications</p>	<p><b>Available in 25" H and 34"H 1", 2", 3", 4" and 5"W increment</b></p>

**C-FLEX™**  
OUT OF THE BOX THINKING

# Cabinet Samples **C-FLEX**

Patent Pending

OUT OF THE BOX THINKING



CATALOG NUMBER	DESCRIPTION	SIZE
<b>Cabinets</b>		
MPOCFCS 36-ND-23-34	Closed Back, No Doors	36" W x 23" D x 34" H
MPOCFCS 36-DR-23-34	Closed Back, with Door	36" W x 23" D x 34" H
MPOCFCS 24-CI-23-34	Cigarette Merchandiser	24" W x 23" D x 34" H
MPOCFCS 24-SW-23-34	Straight Waste, with Door	24" W x 23" D x 34" H
MPOCFCS 24-D4-23-34	Closed Back, 4 Drawers	24" W x 23" D x 34" H
MPOCFCW 45-OS-23-34	Outside Wedge	45 Degree x 23" D x 34" H
MPOCFCW 90-OC-23-34	Outside Corner	90 Degree x 23" D x 34" H
<b>Accessories</b>		
WS36-12	Wire Shelf	36" W x 12" D
<b>TOPS</b>		
POLFN36-24	Flat Laminate Top	36" W x 24" D
POLFN24-24	Flat Laminate Top	24" W x 24" D
POLFN45-24	Flat Laminate Top	45 Degree, 24" D



# C-FLEX Standard Cabinet Sample

OUT OF THE BOX THINKING

Patent Pending



<sup>TM</sup>  
**FFX**

Introduction

Options

Standard Counters

Radius Counters

Corner & Wedge Counters







Beverage Counters

Radius Counters

# Radius Cabinets **C-FLEX**

Patent Pending

OUT OF THE BOX THINKING







18" Radius Cabinets		
	<b>ND - No Door</b> Fixed shelf included	<b>34" H, Available in 23", 29"D</b>
	<b>DR - Door</b>	<b>34" H, Available in 23", 29"D</b>
	<b>SF - Safe</b>	<b>34" H, Available in 23", 29"D</b>
24" Radius Cabinets		
	<b>ND - No Door</b>	<b>34" H, Available in 23", 29"D</b>
	<b>DR - Door</b>	<b>34" H, Available in 23", 29"D</b>
	<b>SF - Safe</b>	<b>34" H, Available in 23", 29"D</b>



# C-FLEX™ Radius Cabinets

Patent Pending

OUT OF THE BOX THINKING

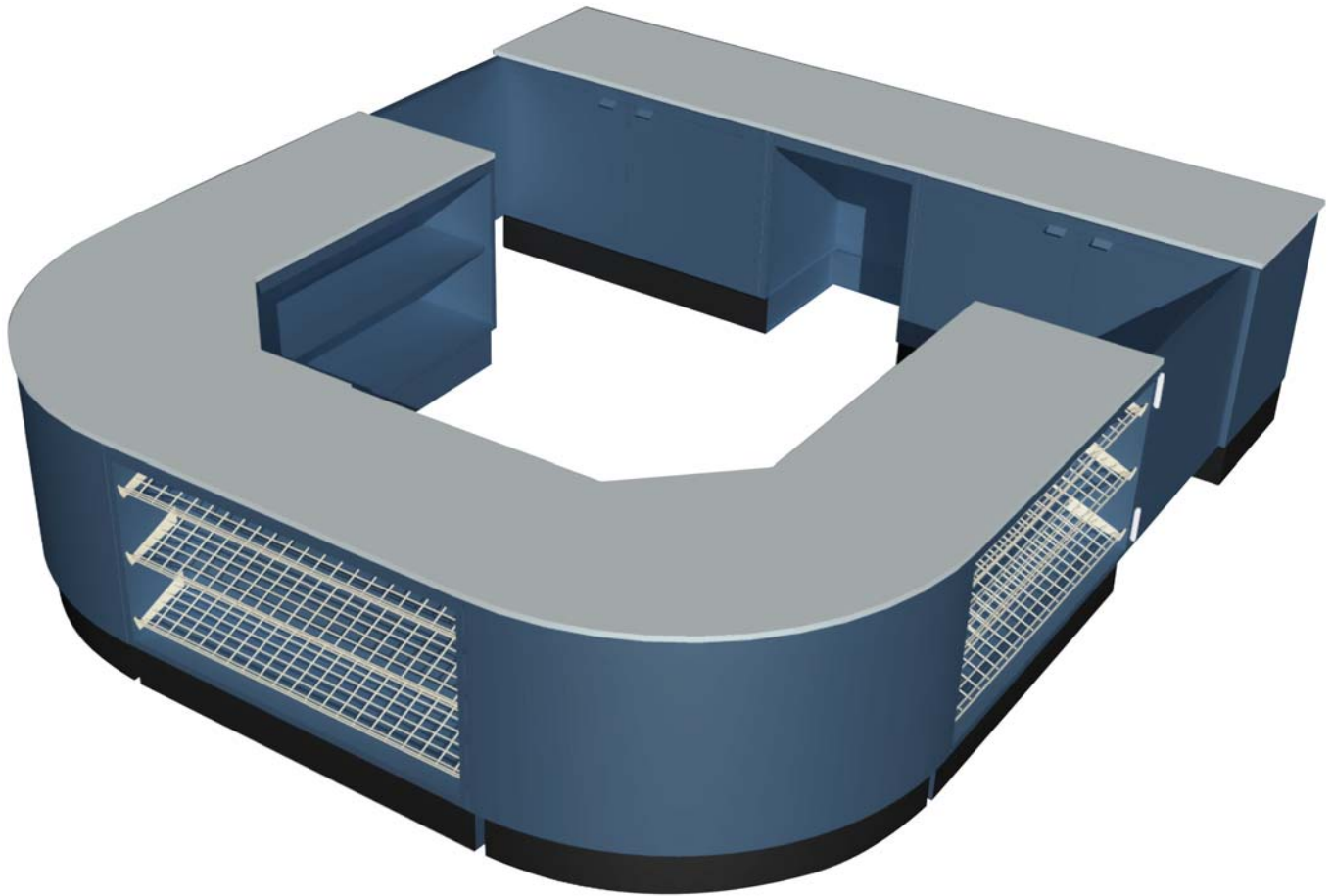
24" Radius Drawer Cabinets		
	<b>DD - Door/Drawer</b>	<b>34" H, Available in 23", 29"D</b>
	<b>D1 - One Drawer</b>	<b>34" H, Available in 23", 29"D</b>
	<b>D2 - 2 Drawer</b>	<b>34" H, Available in 23", 29"D</b>
	<b>D3 - 3 Drawer</b>	<b>34" H, Available in 23", 29"D</b>
	<b>D4 - 4 Drawer</b>	<b>34" H, Available in 23", 29"D</b>
24" Radius Specialty Cabinets		
	<b>CI - Cigarette</b>	<b>34" H, Available in 23", 29"D</b>

# Radius Cabinet Sample

**C-FLEX**

Patent Pending

OUT OF THE BOX THINKING



CATALOG NUMBER	DESCRIPTION	SIZE
<b>Cabinets</b>		
MPOCFCR 18-DR-23-34	Closed Back, with Door	18" W x 23" D x 34" H
MPOCFCS 48-MF-23-34	Merchandiser, No Doors	48" W x 23" D x 24" H
MPOCFCS 48-DR-23-34	Closed Back, with Door	48" W x 23" D x 24" H
MPOCFCS 24-SF-23-34	Safe Accomodation	24" W x 23" D x 24" H
<b>Accessories</b>		
SG39-34	Swing Gate	39" W x 34" H
<b>TOPS</b>		
POSSFN18R-24	Radius Solid Surface Top	18" W x 24" D
POSSF48-24	Solid Surface Top	48" W x 24" D
POSSF24-24	Solid Surface Top	24" W x 24" D

# C-FLEX Radius Cabinets

Patent Pending

OUT OF THE BOX THINKING



# FFX™

Introduction

Options

Standard Counters

Radius Counters

Corner & Wedge Counters

Beverage Counters






# Corners & Wedges **C-FLEX**




Patent Pending

OUT OF THE BOX THINKING

## Outside Wedge Cabinets – Available with Solid Surface, Stainless Steel, or Laminate Tops

	<p><b>30-OS - 30 Degree Outside Wedge</b></p>	<p><b>34" H, Available in 23", 29"D</b></p>
	<p><b>45-OS - 45 Degree Outside Wedge</b></p>	<p><b>34" H, Available in 23", 29"D</b></p>
	<p><b>90-OS - 90 Degree Outside Wedge</b></p>	<p><b>34" H, Available in 23", 29"D</b></p>

## Outside Radius Cabinets – Available with Solid Surface, Stainless Steel, or Laminate Tops


	<p><b>30-OSR - 30 Degree Outside Radius</b></p>	<p><b>34" H, Available in 23", 29"D</b></p>
	<p><b>45-OSR - 45 Degree Outside Radius</b></p>	<p><b>34" H, Available in 23", 29"D</b></p>
	<p><b>90-OSR - 90 Degree Outside Radius</b></p>	<p><b>34" H, Available in 23", 29"D</b></p>

# C-FLEX™ Corners & Wedges

Patent Pending


OUT OF THE BOX THINKING

## Wedge Cabinets – Available with Solid Surface, Stainless Steel, or Laminate Tops



**90-IC - 90 Degree  
Inside Corner**


**34" H, Available in  
23", 29"D**



**90-OC - 90 Degree  
Outside Corner**

**34" H, Available in  
23", 29"D**

## Corner Cabinets



**90-SW - 90 Degree  
Inside Corner with Waste**

**34" H, Available in  
23", 29"D**



Shown with  
Raised Angle Top

\*Standard Tops available for 23"D and 30"D

\*Raised Angle Tops available for 29"D and 36"D


**C-FLEX™**  
OUT OF THE BOX THINKING

## Corner Cabinets



**90-DR - 90 Degree  
Inside Corner with Door  
Raised Angle Top**

**34" H, Available in  
23", 29"D**



Shown with  
Raised Angle Top


\*Standard Tops available for 23"D and 30"D  
\*Raised Angle Tops available for 29"D and 36"D

# **C-FLEX**™

**OUT OF THE BOX THINKING**



Patent Pending



CATALOG NUMBER	DESCRIPTION	SIZE
<b>Cabinets</b>		
MPOCFCR 18-DR-23-34	Outside Wedge	18" W x 23" D x 34" H
MPOCFCS 36-ND-23-34	Closed Back, with Door	36" W x 23" D x 34" H
MPOCFCS 24-ND-23-34	Closed Back, with Door	24" W x 23" D x 34" H
<b>Accessories</b>		
N/A		
<b>TOPS</b>		
Custom Top	Solid Surface Common Top	N/A

# FFX™

Introduction


Options

Standard Counters

Radius Counters

Corner & Wedge Counters

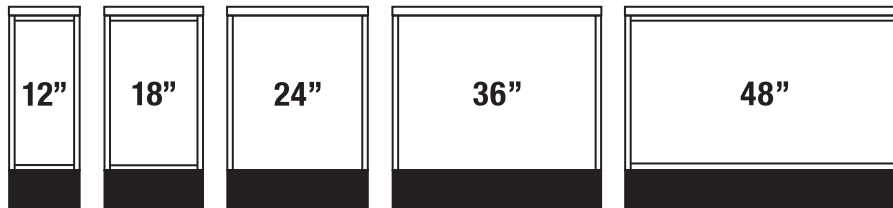
Beverage Counters



## Cabinet Dimensions

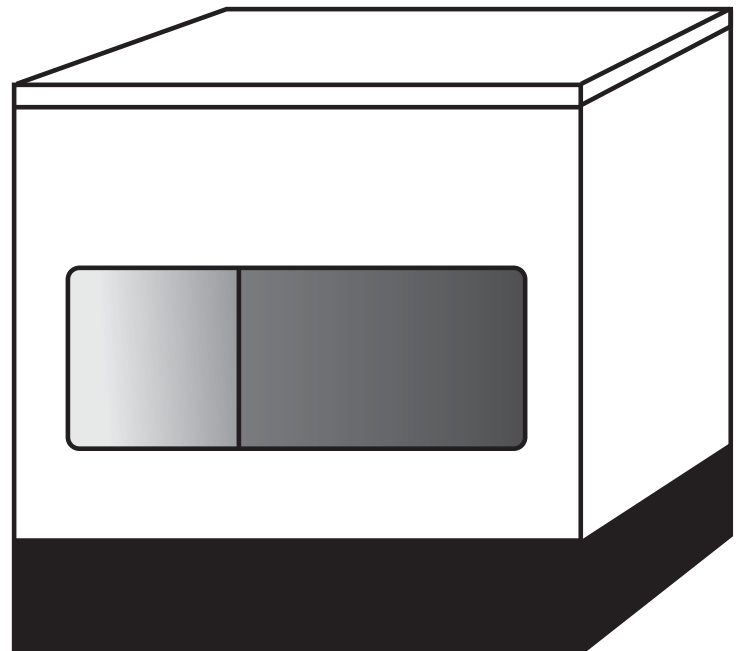
POCFCS Cabinet widths are measured from the outside edges, as shown in the figure at left.

POCFCS SERIES Cabinets are available in the following widths: 12, 18, 24, 36, and 48 inches as shown below.



## Cabinet Access

In order to access the inside of the cabinet, for electrical or plumbing purposes, most are available with an open-back option. Covers are available for POCFCS and POCFCB Counters (18", 24", 36", 48").






In Beverage Cabinet section, cup dispensers and condiment trays in illustrations are included in base cabinet price.

# C-FLEX™ Beverage Cabinets

Patent Pending

OUT OF THE BOX THINKING







24" Cabinets		
	<b>2C - 2 Cups</b> (On Left only)	<b>34" H, Available in 23", 29"D</b>
	<b>3C - 3 Cups</b>	<b>34" H, Available in 23", 29"D</b>
	<b>CD - Condiment</b>	<b>34" H, Available in 23", 29"D</b>

**C-FLEX™**  
*OUT OF THE BOX THINKING*

# Beverage Cabinets *C-FLEX*

Patent Pending






OUT OF THE BOX THINKING

36" Condiment Counters		
	<b>3L - 3 Cup (Left) Condiment</b>	<b>34" H, Available in 23", 29"D</b>
	<b>3R - 3 Cup (Right)/Condiment</b>	<b>34" H, Available in 23", 29"D</b>
	<b>5C - 5 Cups</b>	<b>34" H, Available in 23", 29"D</b>
	<b>CD - Condiment</b>	<b>34" H, Available in 23", 29"D</b>
48" Cabinets		
	<b>3L - 3 Cup (Left)/Condiment</b>	<b>34" H, Available in 23", 29"D</b>
	<b>3R - 3 Cup (Right)/Condiment</b>	<b>34" H, Available in 23", 29"D</b>

# C-FLEX™ Beverage Cabinets

Patent Pending


OUT OF THE BOX THINKING

48" Cabinets		
	<b>4L - 4 Cup (Left)/Condiment</b>	<b>34" H, Available in 23", 29"D</b>
	<b>4R - Cup (Right)/Condiment</b>	<b>34" H, Available in 23", 29"D</b>
	<b>6C - 6 Cup Counter</b>	<b>34" H, Available in 23", 29"D</b>
	<b>CD - Condiment</b>	<b>34" H, Available in 23", 29"D</b>
Filler		
	<b>CBEF - End Fillers</b> For wall applications	<b>Available in 25" H and 34"H</b> <b>With 1", 7", and 13" Top Overhang</b>

# Beverage Cabinet Sample **C-FLEX**

Patent Pending

OUT OF THE BOX THINKING



CATALOG NUMBER	DESCRIPTION	SIZE
<b>Cabinets</b>		
MPOCFCB 48-4L-23-34	4 Cup/Condiment, 2 Doors	48" W x 23" D x 34" H
MPOCFCS 24-ND-23-34	Open Back, no Doors	24" W x 23" D x 34" H
MPOCFCS 12-SW-23-34	\Straight Waste, with Door	12" W x 23" D x 34" H
MPOCFCS 36-DR-23-34	Open Back, with Doors	36" W x 23" D x 34" H
MPOCFCB 36-3L-23-34	3 Cup/Condiment, 2 Doors	36" W x 23" D x 34" H
MPOCFCB 36-CD-23-34	Condiment, 2 Doors	36" W x 23" D x 34" H
MPOCFCS 18-DR-23-34	Open Back, with Doors	18" W x 23" D x 34" H
MPOCFCS 24-DR-23-24	Open Back, with Doors	24" W x 23" D x 34" H
MPOCFCS 30-DR-23-34	Open Back, with Doors	30" W x 23" D x 34" H
<b>Accessories</b>		
105267	Sink & Faucet	N/A
POCS EF7	POCS Series 7" Filler Kit	7" D
DT	Drip Tray	N/A
<b>TOPS</b>		
Custom Top	Solid Surface Common Top/Backsplash	N/A



# C-FLEX Beverage Cabinets

Patent Pending

OUT OF THE BOX THINKING



<sup>TM</sup>  
**WFFEX**

Island Counters

Island Counters

Towers


Overhead Cabinets

Components

Parts & Accessories


Shelving & Gondolas

## Island Dimensions & Sizes




POCFCS Cabinet widths are measured from the outside edges, as shown in the figure at left.

POCFCS SERIES Cabinets are available in the following widths: 12, 24, 36, and 48 inches as shown below.




### 12" Islands



**12" TW-TW  
Twin Straight Waste**


**34" H, Available in  
48", 60" D**



**12" DR-DR  
Twin Doors**

**34" H, Available in  
48", 60" D**

### 24" Islands



**24" TW-TW  
Twin Straight Waste**

**34" H, Available in  
48", 60" D**



**24" DR-DR - Twin Doors**





**34" H, Available in  
48", 60" D**

In Island section, cup dispensers and condiment trays in illustrations are included in base cabinet price.





# C-FLEX<sup>™</sup> Island Cabinets

Patent Pending

OUT OF THE BOX THINKING

24" Prep Counter		
	<b>CIP - Prep Counter</b>	<b>24"W x 34"H x 23"D</b>
24", 30" Islands		
	<b>3C-3C - Twin 3 Cup</b> (6 Total)	<b>34" H, Available in 48", 60"D</b>
	<b>CD-CD - Twin Condiment</b>	<b>34" H, Available in 48", 60"D</b>
	<b>3C-CD - 3 Cup/Condiment</b>	<b>34" H, Available in 48", 60"D</b>

**C-FLEX<sup>™</sup>**  
OUT OF THE BOX THINKING





36" Islands		
	<b>5C-5C - Twin 5 Cup</b> (10 Total)	<b>34" H, Available in 48", 60"D</b>
	<b>5C-CD - 5 Cup/Condiment</b>	<b>34" H, Available in 48", 60"D</b>
	<b>CD-CD - Twin Condiment</b>	<b>34" H, Available in 48", 60"D</b>
	<b>DR-DR - Twin Doors</b>	<b>34" H, Available in 48", 60"D</b>

**C-FLEX**™  
OUT OF THE BOX THINKING

# C-FLEX™ Island Cabinets

Patent Pending

OUT OF THE BOX THINKING

48" Islands		
	<b>6C-6C - Twin 6 Cup</b> (12 Total)	<b>34" H, Available in 48", 60"D</b>
	<b>6C-CD - 6 Cup/Condiment</b>	<b>34" H, Available in 48", 60"D</b>
	<b>CD-CD - Twin Condiment</b>	<b>34" H, Available in 48", 60"D</b>
	<b>DR-DR - Twin Doors</b>	<b>34" H, Available in 48", 60"D</b>

**C-FLEX™**  
OUT OF THE BOX THINKING

# 48" Island End Cabinets **C-FLEX**

Patent Pending

OUT OF THE BOX THINKING

48" Island End Cabinets		
	<b>DR12 - Door</b> Straight waste on sides	<b>23"D x 34"H</b>
	<b>DR18 - Door</b> Straight waste on sides	<b>29"D x 34"H</b>
	<b>DR - Door</b> No waste	<b>11"D x 34"H</b>
	<b>CD - Condiment</b> No waste	<b>11"D x 34"H</b>





**C-FLEX**™  
OUT OF THE BOX THINKING



# C-FLEX™ 48" Island End Cabinets

OUT OF THE BOX THINKING

Patent Pending

48" Island End Cabinets		
	<b>3C12 - 3 Cup</b>	<b>23"D x 34"H</b>
	<b>CD12 - Condiment</b>	<b>23"D x 34"H</b>
	<b>3C18 - 3 Cup</b>	<b>29"D x 34"H</b>
	<b>CD18 - Condiment</b>	<b>29"D x 34"H</b>







**C-FLEX™**  
*OUT OF THE BOX THINKING*

# 60" Island End Cabinets

**C-FLEX**

Patent Pending







OUT OF THE BOX THINKING





60" Island End Cabinets		
	<b>DR12 - Door</b> Straight waste on sides	<b>23"D x 34"H</b>
	<b>DR18 - Door</b> Straight waste on sides	<b>29"D x 34"H</b>
	<b>DR - Door</b> No waste	<b>11"D x 34"H</b>
	<b>CD - Condiment</b> No waste	<b>11"D x 34"H</b>
	<b>5C12 - 5 Cup</b>	<b>23"D x 34"H</b>
	<b>CD12 - Condiment</b>	<b>23"D x 34"H</b>

# C-FLEX™ 60" Island End Cabinets

Patent Pending

OUT OF THE BOX THINKING

60" Island End Cabinets		
	<b>3L12 - 3 Cup(Left)/Condiment</b>	<b>23"D x 34"H</b>
	<b>3R12 - 3 Cup(Right)/Condiment</b>	<b>23"D x 34"H</b>
	<b>5C18 - 5 Cup</b>	<b>29"D x 34"H</b>
	<b>CD18 - Condiment</b>	<b>29"D x 34"H</b>
	<b>3L18 - 3 Cup(Left)/Condiment</b>	<b>29"D x 34"H</b>
	<b>3R18 - 3 Cup(Right)/Condiment</b>	<b>29"D x 34"H</b>

Island Fillers		
	<b>CIWF90-45</b>	<b>90 Degree x 45 Degree</b>
	<b>CIWF90-90</b>	<b>90 Degree x 90 Degree</b>
	<b>CIWF45-F</b>	<b>45 Degree Flat</b>
	<b>CIWF45-S</b>	<b>45 Degree with Sharp Point</b>

**C-FLEX**™  
 OUT OF THE BOX THINKING

# C-FLEX™ Island Cabinet Sample

OUT OF THE BOX THINKING

Patent Pending



CATALOG NUMBER	DESCRIPTION	SIZE
<b>Cabinets</b>		
MPOCFIM 60-5C12-34	5Cup, 12" Waste, 2 Doors	60" W x 24" D x 34" H
MPOCFIM 60-CD12-34	Condiment, 12" Waste, 2 Doors	60" W x 24" D x 34" H
MPOCFI 48-6C-CD-60-34	6 Cup/ Condiment on each Side	48" W x 60" D x 34" H
<b>Accessories</b>		
NA		
<b>TOPS</b>		
POLFN60-24	Flat Laminate Top	60" W x 24" D
POLFN48-48	Flat Laminate Top	48" W x 48" D

# CEFFEX™

Island Counters

Towers

Overhead Cabinets

Components

Parts & Accessories

Shelving & Gondolas

Towers







# 7" Counter Top Towers

**C-FLEX**

Patent Pending

OUT OF THE BOX THINKING

7" Counter Top Towers		
	<b>3C - 3 Cup</b>	<b>26"H x 22"D</b>
	<b>4C - 4 Cup</b>	<b>32"H x 22"D</b>
	<b>LS - Lid/Straw (3 lid &amp; 1 straw)</b>	<b>32"H x 22"D</b>
	<b>D - Dome Lid (3 lid &amp; 1 straw)</b>	<b>32"H x 22"D</b>

In Towers section, dispensers in illustrations are included in base cabinet price.

**C-FLEX**<sup>TM</sup>  
OUT OF THE BOX THINKING

# C-FLEX™ 12" Counter Top Towers

Patent Pending

OUT OF THE BOX THINKING





12" Counter Top Towers		
	<b>4C - 4 Cup</b>	<b>57.25" H Available in 29.5" and 35.5" D</b>
	<b>LS - Lid/Straw (3 lid &amp; 1 straw)</b>	<b>57.25" H Available in 29.5" and 35.5" D</b>
	<b>D - Dome Lid (3 lid &amp; 1 straw)</b>	<b>57.25" H Available in 29.5" and 35.5" D</b>

**C-FLEX™**  
*OUT OF THE BOX THINKING*

# 15" Counter Top Towers *C-FLEX*

Patent Pending

OUT OF THE BOX THINKING





15" Counter Top Towers		
	<b>4LD - 4 Cup (Left) Dome Lid (Right)</b>	<b>32"H x 22"D</b>
	<b>4RD - 4 Cup (Right) Dome Lid (Left)</b>	<b>32"H x 22"D</b>
	<b>4LLS - 4 Cup (Left) Lid/Straw (Right)</b>	<b>32"H x 22"D</b>
	<b>4RLS - 4 Cup (Right) Lid/Straw (Left)</b>	<b>32"H x 22"D</b>

*C-FLEX*<sup>TM</sup>  
OUT OF THE BOX THINKING

# C-FLEX™ 18" Counter Top Towers

Patent Pending

OUT OF THE BOX THINKING

18" Counter Top Towers		
	<b>4LD - 4 Cup (Left) Dome Lid (Right)</b>	<b>57.25" H Available in 29.5" and 35.5" D</b>
	<b>4RD - 4 Cup (Right) Dome Lid (Left)</b>	<b>57.25" H Available in 29.5" and 35.5" D</b>
	<b>4LLS - 4 Cup (Left) Lid/Straw (Right)</b>	<b>57.25" H Available in 29.5" and 35.5" D</b>
	<b>4RLS - 4 Cup (Right) Lid/Straw (Left)</b>	<b>57.25" H Available in 29.5" and 35.5" D</b>
Note: Valances available in Parts & Accessories		

**C-FLEX™**  
OUT OF THE BOX THINKING

# Tower Cabinet Sample

**C-FLEX**

Patent Pending

OUT OF THE BOX THINKING



CATALOG NUMBER	DESCRIPTION	SIZE
<b>Cabinets</b>		
MPOCFCS 12-DR-29-34	Straight Waste, 2 Doors	12" W x 29" D x 34" H
MPOCFCB 36-CD-29-34	Condiment, 2 Doors	36" W x 29" D x 34" H
MPOCFCS 24-DD-29-24	Drawer/Door	24" W x 29" D x 34" H
MPOCFCS 24-DR-29-24	Open Back, with Door	24" W x 29" D x 34" H
MPOCFCS 36-DR-29-24	Open Back, 2 Doors	36" W x 29" D x 34" H
MPOCFCW 90-IC-29-34	Inside Corner	90 Degree x 29" D x 34" H
<b>Accessories</b>		
MPOCT12-4C-29.5	4 Cup Tower	12" W x 29.5" D x 57.75" H
V60-18	Valance	60" W x 18" H
<b>TOPS</b>		
POLFN12-30	Laminate Top/Backsplash	12" W x 30" D
POLFN36-24	Laminate Top/Backsplash	36" W x 24" D
POLFN24-30	Laminate Top/Backsplash	24" W x 30" D
POLFN36-30	Laminate Top/Backsplash	36" W x 30" D

# C-FLEX™ Tower Cabinets

Patent Pending

OUT OF THE BOX THINKING



**C-FLEX™**  
OUT OF THE BOX THINKING



<sup>TM</sup>  
**FFX**

Island Counters

Towers

Overhead Cabinets

Components

Parts & Accessories







Shelving & Gondolas

Overhead Cabinets

# Overhead Cabinets **C-FLEX**

Patent Pending

OUT OF THE BOX THINKING

24" Cabinets		
	<b>DR - Door</b>	<b>Available Sizes 21", 30" Height 15", 23" Depth</b>
	<b>ND - No Door</b>	<b>Available Sizes 21", 30" Height 15", 23" Depth</b>
36" Cabinets		
	<b>DR - Door</b>	<b>Available Sizes 21", 30" Height 15", 23" Depth</b>
	<b>ND - No Door</b>	<b>Available Sizes 21", 30" Height 15", 23" Depth</b>
48" Cabinets		
	<b>DR - Door</b>	<b>Available Sizes 21", 30" Height 15", 23" Depth</b>
	<b>ND - No Door</b>	<b>Available Sizes 21", 30" Height 15", 23" Depth</b>



# C-FLEX™

*OUT OF THE BOX THINKING*

<sup>TM</sup>  
**FFX**

Island Counters

Towers

Overhead Cabinets

Components

Parts & Accessories

Shelving & Gondolas

Components

## 30" Beverage Counter Frame



Part Number	Description
BM-64004L-D29-H34	Left Hand 30"Wx34"H Beverage Cabinet Frame
BM-64004C-D29-H34	Center 30"Wx34"H Beverage Cabinet Frame
BM-64004R-D29-H34	Right Hand 30"Wx34"H Beverage Cabinet Frame

## 24" Cabinet Frame




Part Number	Description
BM-64000-D23-H34	Left Hand/Right Hand 24"Wx34"H Base Cabinet Frame
BM-64000C-D23-H34	Center 24"Wx34"H Base Cabinet Frame
BM-64000E-D23-H34	Left Hand /Right Hand 24"x34" Base Cabinet End Partition Frame
BM-64000PL-D23-H34	Left Hand 24"x34" Base Cab Mid Partition Frame
BM-64000PR-D23-H34	Right Hand 24"x34" Base Cab Mid Partition Frame
BM-64000SL-D23-H34	Left Hand 24"x34" 45 Degree Base Cabinet Frame
BM-64000SR-D23-H34	Right Hand 24"x34" 45 Degree Base Cabinet Frame

## 30" Cabinet Frame




Part Number	Description
BM-64000-D29-H34	Left Hand/Right Hand 30"Wx34"H Base Cabinet Frame
BM-64000C-D29-H34	Center 30"Wx34"H Base Cabinet Frame
BM-64000LX-D29-H34	Left Hand 30"x34" Heavy Duty Cabinet Frame
BM-64000CX-D29-H34	Cen 30"x34" Heavy Duty Cabinet Frame
BM-64000RX-D29-H34	Right Hand 30"x34" Heavy Duty Cabinet Frame
BM-64000PL-D29-H34	Left Hand 30"x34" Base Cabinet Mid Partition Frame
BM-64000CS-D29-H34	Center 30"x34" Base Cabinet Partition Frame
BM-64000PR-D29-H34	Right Hand 30"x34" Base Cabinet Mid Partition Frame
BM-64000SL-D29-H34	Left Hand 30"x34" 45 Degree Base Cabinet Frame
BM-64000SR-D29-H34	Right Hand 30"x34" 45 Degree Base Cabinet Frame
BM-64000EL-D29-H34	Left Hand 30"x34" Base Cabinet End Partition Frame
BM-64000ER-D29-H34	Right Hand 30"x34" Base Cabinet End Partition Frame

## Cabinet Stretchers



Part Number	Description
104249-1168	Cabinet Stretcher for 48" Cabinet
104249-864	Cabinet Stretcher for 36" Cabinet
104249-750	Cabinet Stretcher for 29-1/2" Under Cabinet Opening
104249-572	Cabinet Stretcher for 24-1/2" Cabinet
104249-559	Cabinet Stretcher for 24" Cabinet
104249-495	Cabinet Stretcher for 21-1/2" Cabinet
104249-356	Cabinet Stretcher for 16" Cabinet
104249-252	Cabinet Stretcher for 45 Degree Corner on 30" Cabinet
104249-333	Cabinet Stretcher for 45 Degree Corner on 36" Cabinet

## Frame Levelers



Part Number	Description
105548	Tube Frame Nut 5/6-18 unc
85132	Leveler 5/16-18 for Single Leg Assemblies
62556	Leveler 5/16-18 for Double Leg Assemblies

## Double Door Face Frame



Part Number	Description
BM-62923-W48-H34	Face Frame for 48"Wx34"H Base Cabinet
BM-62923-W36-H34	Face Frame for 36"Wx34"H Base Cabinet
BM-62923B-W48-H34	Face Frame for 48"Wx34"H Beverage Cabinet


## Single Door Face Frame




Part Number	Description
BM-62923-W24-H34	Face Frame for 24"Wx34"H Base Cabinet
BM-62923-W18-H34	Face Frame for 18"Wx34"H Base Cabinet




## Door Panel

	Part Number	Description
	BM-62925B-W48-H34	Door Panel for Right Hand 48"Wx34"H Beverage Cabinet
	BM-62926B-W48-H34	Door Panel for Left Hand 48"Wx34"H Beverage Cabinet
	BM-62925-W48-H34	Door Panel for Right Hand 48"Wx34"H Base Cabinet
	BM-62926-W48-H34	Door Panel for Left Hand 48"Wx34"H Base Cabinet
	BM-62925-W36-H34	Door Panel for Right Hand 36"Wx34"H Base Cabinet
	BM-62926-W36-H34	Door Panel for Left Hand 36"Wx34"H Base Cabinet
	BM-62925-W24-H34	Door Panel for Right Hand 24"Wx34"H Base Cabinet
	BM-62926-W24-H34	Door Panel for Left Hand 24"Wx34"H Base Cabinet
	BM-62925-W18-H34	Door Panel for Right Hand 16"Wx34"H Base Cabinet
	BM-62926-W18-H34	Door Panel for Left Hand 16"Wx34"H Base Cabinet
	BM-62934-W18	Door Panel for 16" Swing Trash Door
	BM-62926W-W18-H34	Door Panel for 16" Trash Base Door

## Outside Cabinet End Panel

	Part Number	Description
	BM-62938-D23-H34	34"tall x 24"deep Base Cabinet (Left Hand)
	BM-62940-D23-H34	34"tall x 24"deep Base Cabinet (Right Hand)
	BM-62938-D29-H34	34"tall x 30"deep Base Cabinet (Left Hand)
	BM-62940-D29-H34	34"tall x 30"deep Base Cabinet (Right Hand)

## Inside Cabinet End Panel


	Part Number	Description
	BM-64015-D30-H34	34"tall Base Cabinet (Left Hand)
	BM-64016-D30-H34	34"tall Base Cabinet (Right Hand)

# C-FLEX™ Components

Patent Pending


OUT OF THE BOX THINKING

## Cabinet Toe Kick Panel




Part Number	Description
BM-62928-W48	Toe Kick Panel for 48" Base Cabinet
BM-62928-W36	Toe Kick Panel for 36" Base Cabinet
BM-62928-W24	Toe Kick Panel for 24" Base Cabinet
BM-62928-W18	Toe Kick Panel for 16" Base Cabinet
BM-62928-W60	Toe Kick Panel for 60" Base Cabinet

## Cabinet Shelf Assembly



Part Number	Description
BM-62929-W48-D23	48"Wx24"D Base Cabinet
BM-62929-W36-D23	36"Wx24"D Base Cabinet
BM-62929-W24-D23	24"Wx24"D Base Cabinet
BM-62929-W18-D23	18"Wx24"D Base Cabinet
BM-62929-W48-D29	48"Wx30"D Base Cabinet
BM-62929-W36-D29	36"Wx30"D Base Cabinet
BM-62929-W24-D29	24"Wx30"D Base Cabinet
BM-62929-W18-D29	16"Wx30"D Base Cabinet

## Mounting Brackets



Part Number	Description
123865	Z-Bracket
123866	H-Bracket (single)
128028	H-Bracket (double)
128032	Corner-Bracket

## Panel Connectors




Part Number	Description
BM-62628-140	Seam Filler 5-1/2"
BM-62852-746	End Filler Angle 26 1/2"
BM-64017	45 Degree Base Filler Panel

## Cabinet Wall Extension Kit



Part Number	Description
BM-64018-W12-H34	11-5/8"x34" Base Cabinet Extension
BM-64018-W15-H34	14-5/8"x34" Base Cabinet Extension
BM-64018-W22-H34	21-5/8"x34" Base Cabinet Extension

## Cup Dispenser Mounting Plate



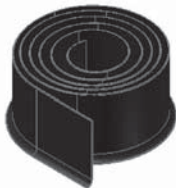
Part Number	Description
130464-W48-3L	3-cup for 48" Base Cabinet

## Partition Wall Connector



Part Number	Description
BM-62720	45 Degree Partiton Connector

## Partition Wall Base Kit



Part Number	Description
104215-15240	50' Roll of Vinyl Base Molding

## Seam Filler (for solid surface tops)





Part Number	Description
104395 - Color	Seam Filler for Graphite Granite Counter Tops

# C-FLEX™ Components

Patent Pending

*OUT OF THE BOX THINKING*



<sup>TM</sup>  
**FFX**

Island Counters








Towers

Overhead Cabinets

Components

Parts & Accessories

Shelving & Gondolas







Acrylic Top Protectors		
	<b>TP-18</b>	<b>3/8" H x 18" W</b> <b>Available in 24", 30" D</b>
	<b>TP-24</b>	<b>3/8" H x 24" W</b> <b>Available in 24", 30" D</b>
Supports		
	<b>TS - Top Support</b> Solid Surface/Heavy Load *Must also order Support Channel	<b>Available in 23", 29" D</b>
	<b>SC - Support Channel</b> Solid Surface/Heavy Load *Must also order Top Support	<b>Available in 24", 36", 48" D</b>
Condiments		
	<b>CT - Condiment Tray</b>	<b>Available in 6", 12", 18", 24", 36" W</b>
	<b>CC - Cup/Condiment Cover without Hardware</b>	<b>Available in 18", 24", 36", 48" W</b>
	<b>CV - Condiment Divider</b>	








# C-FLEX™ Parts & Accessories

OUT OF THE BOX THINKING

Patent Pending

Frames		
<p>Frames are attached to cabinets to make a run a of several cabinets appear more uniform in size. Slatwall frames accept pegs, utilizing more space for merchandising.</p>		
	<p><b>OF - Open Frame</b></p>	<p><b>26”H, Available in 12”, 18”, 24”, 30”, 36”, 48”W</b></p>
	<p><b>SF - Slatwall Frame</b> Laminate slatwall with aluminum inserts</p>	<p><b>Available in 26”H</b> <b>Available in 12”, 18”, 24” 30”, 36”, 48”W</b></p>
Merchandising Fencing & Shelves		
	<p><b>FN - Fencing</b></p>	<p><b>Available in</b> <b>W – 12”, 18”, 24”, 30”, 36”, 48”</b></p>
	<p><b>PTM - Price Tag Molding</b> 10 per package</p>	<p><b>Available in</b> <b>12”, 18”, 24”, 30”, 36”, 48” W</b></p>
	<p><b>WS - Wire Shelf</b></p>	<p><b>Available in</b> <b>H - 2”</b> <b>D - 6”, 8”, 10”, 12”</b> <b>W – 12”, 18”, 24”, 30”, 36”, 48”</b></p>
	<p><b>MS - Flat Metal Shelf</b></p>	<p><b>Available in</b> <b>H - 2”</b> <b>D - 6”, 8”, 10”, 12”</b> <b>W – 12”, 18”, 24”, 30”, 36”, 48”</b></p>


Peg Hooks		
	<p><b>PH - Peg Hooks</b></p>	<p><b>Available in 6", 8", 10", 12"</b> (50 per package)</p>
Sink & Faucet		
	<p><b>105267</b></p>	<p><b>Inside Bowl Dim. 14"x10"x5"</b> <b>Overall Dim. 19-1/8" x 12-3/4"</b> 20 Gauge 3-1/2" Drain Hole</p>
Cup, Lid & Straw Dispensers		
	<p><b>104280</b></p>	<p><b>In-counter adjustable cup dispenser</b> <b>28" depth x 7 1/8" bezel diameter</b> <b>5 1/4" mounting hole cut-out</b></p>
	<p><b>104281</b></p>	<p><b>Built-in 3 section lid organizer</b> <b>26"H x 7"W x 5 1/2"D</b></p>
	<p><b>104267</b></p>	<p><b>Built-in 1 section Straw organizer</b> <b>6"H x 7"W x 12 1/4"D</b></p>

# C-FLEX™ Parts & Accessories

Patent Pending


OUT OF THE BOX THINKING

## Swing Gates




**SG-22**

**22"Wx34"H**




**SG-27**

**27"Wx34"H**



**SG-33**


**33"Wx34"H**



**SG-39**

**39"Wx34"H**

## Valances








Valances swing forward  
(up) 90 degrees

<b>V36</b>	<b>36"W</b>
<b>V48</b>	<b>48"W</b>
<b>V60</b>	<b>60"W</b>
<b>V72</b>	<b>72"W</b>
<b>V84</b>	<b>84"W</b>

# Parts & Accessories **C-FLEX**

Patent Pending


OUT OF THE BOX THINKING

Cabinet Add-Ons		
	<b>CIT - Cigarette Insert</b>	<b>D - 23", 29"</b> <b>W - 24"</b>
	<b>PB - 1 Pull-out Bin</b>	<b>D - 23", 29"</b> <b>W - 24" 36", 48"</b>
	<b>S - One Shelf</b>	<b>W - 12", 18", 24", 36", 48"</b> <b>D - 15", 23", 29"</b>
Accessories		
	<b>DT - Drip Tray</b> Drain Access Required	<b>Requires 29" Deep Cabinet</b> <b>with 36" Deep Top</b>
	<b>LK - Lock</b> Door or Drawer	<b>Small for W- 12", 18", 24"</b> <b>Large for W - 36", 48"</b>

# C-FLEX™ Parts & Accessories

*OUT OF THE BOX THINKING*

Patent Pending



# CEFFEX™

Island Counters

Towers

Overhead Cabinets

Components




Parts & Accessories

Shelving & Gondolas

# Shelving & Gondolas **C-FLEX**

Patent Pending

**OUT OF THE BOX THINKING**

Shelving		
	<b>End Display</b>	
	<b>Contoured End Display</b>	
	<b>Four Way Display</b>	

# **C-FLEX**<sup>TM</sup>

**OUT OF THE BOX THINKING**



# C-FLEX<sup>™</sup> Shelving & Gondolas

Patent Pending

OUT OF THE BOX THINKING



# C-FLEX<sup>™</sup>

OUT OF THE BOX THINKING

# Terms & Conditions

- 1. Delivery/Freight** – All shipments made F.O.B. from our plant. Not responsible for delays caused by circumstances beyond our control. If the purchaser or carrier refuses delivery or delays shipment or acceptance, the goods may be stored according to Seller's directions, at Purchaser's risk and expense. During any period of storage provided herein, title to the goods and risk of loss shall be in Purchaser.
- 2. Returns** – A written Return Goods Authorization (RGA) is required in cases where a return is authorized. The RGA number must be prominently displayed on the returned product. Authorized returns will be assessed a 25% restocking fee. All return freight to be paid by the Customer.
- 3. Shortages** – Claims on shortages must be made within five (5) days from date of delivery.
- 4. Changes** – Prior to acceptance of order, prices, terms, and conditions are subject to change without notice.
- 5. Order Changes and Cancellation** – Order changes and cancellation may result in a charge that reflects any materials, parts, or assemblies that are unique to the order. If date changes, storage fees may apply.
- 6. Taxes** – Purchaser shall pay in addition to the contract price any and all sales, use, excise, retailers occupation and/or other taxes payable by reason of this transaction, with any interest and penalties thereon.
- 7. Warranty** – See Page 80
- 8. Limitation of Liability** – Seller will in no event be liable for indirect, special or consequential damages whatsoever from claims of breach of warranty, negligence, strict liability or otherwise arising out of this agreement, and Seller's liability under no circumstances will exceed the contract price for the goods for which liability is claimed.
- 9. Terms of Payment** – Net Payment in full is due within 30 days after shipment or storage of the goods as provided herein, unless otherwise specifically agreed to by the parties in writing. If payment is not made in full when due, Seller may require, with respect to any orders then outstanding full or partial payment in advance or shall be entitled to cancel or defer any of such orders of items or quantities thereon and shall be entitled to payment to Purchaser for all damages. Purchaser agrees to pay a service charge of 1.5% per month or the highest rate permitted by law, whichever is less, from the date of any invoice which is not paid in full when due.
- 10. Price Terms** – All prices quoted are subject to change without notice until Purchaser's order is accepted by Seller. Prices stated on Seller's acknowledgement for orders, or items or quantities thereon, accepted by Seller for scheduled shipment within 30 days from date of order, are not subject to upward or downward adjustment. All prices for orders accepted by Seller for scheduled shipment after 30 days from date of acceptance are subject to upward or downward adjustment at time of shipment to Seller's prices in effect on scheduled date of shipment.

# Limited Warranty

## To The Purchaser (Non-Transferable)

1. Pan Oston warrants all new products to be free from defects in material and workmanship at the time of shipment.
2. In the event of any failure, the defective parts will be replaced without charge for the part or labor, for a period of **1 (one) year for metal and framework and 90 (ninety) days for wood** from the day of shipment under the following conditions only:
  - a) That the damage was sustained under normal use and service and was not due to exterior influences or operations beyond capacity.
  - b) That the products covered by this warranty were used only in conjunction with Pan-Oston approved parts.
  - c) That the Purchaser gives Pan-Oston immediate written notice of such defect or defects and that all faulty parts or equipment are returned to Pan-Oston with prior authorization from Pan-Oston.
  - d) Any alteration or repair by others in such a manner as in Pan-Oston's judgment materially and adversely affects the product shall void this warranty.
  - e) That the method of shipment for any replacement part will be regular ground at Pan-Oston's expense, with the carrier being determined by Pan-Oston. Customer requests for alternate carriers for shipment of replacement parts, will be at the customer's expense unless approved by Pan-Oston.
3. **(IF APPLICABLE)** With respect to the motor, the warranty shall be for a period of **3 (three) years**, subject to the same conditions listed in Item 2. After the first year, the shipping and installation costs will be the responsibility of the customer. With respect to the idler roller and control module, the warranty shall be **1 (one) year** from the date of purchase. After the first year warranty expires, all replacement costs will be the responsibility of the customer.
4. Pan-Oston's obligation under this warranty is expressly limited to the repair and replacement obligations set forth in Paragraphs 2 and 3, in accordance with the stipulations set forth in this warranty. Pan-Oston's obligation under this warranty shall not include any transportation charges or cost of installation or any liability for special, direct, indirect, or consequential damages of delay. Correction of nonconformities, in the manner provided above, shall constitute fulfillment of all liabilities of Pan-Oston, whether based on contract, negligence or otherwise with respect to, or arising out of such products. In no event, whether in contract, in tort, under any warranty, or otherwise including, without limitation, the negligence of the company, its employees or agents, shall Pan-Oston be liable for any damages beyond the price of the faulty or defective parts and equipment.
5. No person, company or corporation is authorized to assume for Pan-Oston any other liability in connection with said products. Under no circumstances is Pan-Oston liable for damage resulting from faulty or improperly installed equipment or from misapplication beyond normal intended use of said equipment. There shall be no third party beneficiary to any warranties set forth herein.
6. This constitutes the only warranty of the company and no other warranty or condition, statutory or otherwise shall be implied.



The only traditional counter system that truly gives you really good options.


# C-SERIES™

Pan-Oston also offers C-Series modular wood or metal counters that address every C-Store counter and cabinet application.

C-Series is the only C-Store counter system with fully interchangeable wood or metal components so you can select the material that works best for your store or mix-and-match components for a specific application.

C-Series cabinets and counters are manufactured to exacting standards in one of the most advanced and environmentally friendly manufacturing facilities to ensure superb image enhancing finishes, long-term durability, easy cleaning and maintenance as well as simple installation.

C-Series cabinets and counters are available in laminates, solid wood, wood veneers, kydex, stainless steel, painted steel and solid surface finishes and are designed to meet the unique needs of each C-Store. In addition, the broad range of C-Series accessories gives you options to enhance your customers' shopping experience.



The only traditional counter system that truly gives you really good options.

### Advantages of C-Series

- Easy to Install
- Wood and/or Metal
- Full Range of Accessories
- Colors to match store branding
- Finishes that enhance store branding
- Tops – Wide variety available





# C-FLEX™

*OUT OF THE BOX THINKING*



6944 Louisville Rd. | Bowling Green, KY 42101 | Phone: (270) 783.3900 | Toll Free: 866.296.2030 | [www.panoston.com](http://www.panoston.com)

**Note: A word about this catalog.**

Pan-Oston believes the information in this brochure/catalog to be correct at the time of printing. However, items, pricing, availability, specifications, features and colors are subject to change without notice. All previous brochures/catalogs, product descriptions and prices are no longer valid. Pan-Oston cannot be held responsible for errors in typography or photography.