

McNETT

FREE SPORTSMAN'S BROCHURE

CAMO FORM[®]

PROTECTIVE CAMOUFLAGE WRAP



Better Than Tape!

Stretch Fabric Sticks to Itself – Not Your Gear


Provides Heavy Duty Protection
For All Sporting Gear



CAMO FORM[®]

PROTECTIVE CAMOUFLAGE WRAP

Camo Form is a unique self-cling stretch fabric wrap that instantly protects and conceals hunting gear!



Instant Protection!

Finally you can bring any of your guns into the field without worrying about damage from scratches, nicks or worse!



Not a Messy Tape!

Camo Form leaves no sticky residue and is easy to remove and reuse.

- ❖ Provides Heavy Duty Protection
- ❖ Easy To Use Stretch Fabric - Clings to Itself, Not to Your Guns or Gear
- ❖ Quiets Loose Items and Gun Parts
- ❖ Protects Hands & Improves Grip - Wet or Dry
- ❖ 10 Different Popular Camo Patterns Available
- ❖ One Roll Covers 1 Average Shotgun, Rifle or Bow
- ❖ Perfect For Concealing Any Item You Bring Into the Field - Scopes, Binoculars, Flashlights, Canteens, Knives, Dog Collars and More!

CAMO FORM[®]

PROTECTIVE CAMOUFLAGE WRAP

One Roll Covers 1 Average Shotgun, Rifle or Bow!

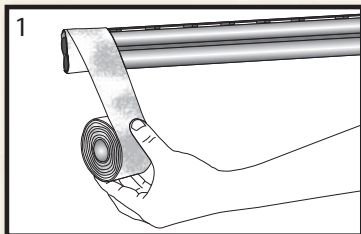


EASY TO USE - CONFORMS TO ANY SHAPE!


NOTE: Make sure gun is not loaded. Follow all standard safety precautions. **NEVER** wrap around trigger or safety.

Instructions:

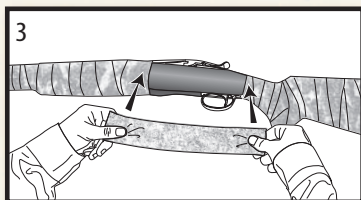
Secure beginning of Camo Form by overlapping entire width of roll for the first wrap. (fig 1)



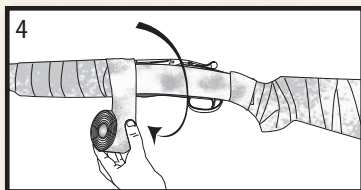
Stretch, wrap and overlap Camo Form by ¼ inch on successive wraps. (fig 2)



To cover areas that cannot be wrapped, cut strips that are long enough to be stuck to Camo Form on both sides of the area forming a bridge. (fig 3)



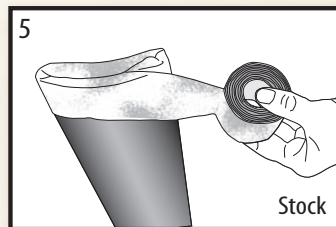
Attach loose pieces with extra Camo Form overwraps for added strength. (fig 4)



SPECIAL APPLICATIONS & TIPS!

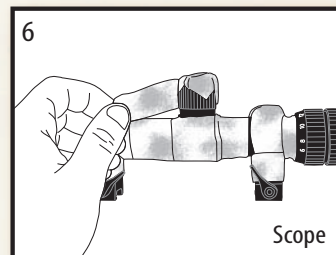
Start at the Ends of the Gun and Work Towards the Middle:

For best adhesion, start applying Camo Form at the tip of the gun's barrel (fig. 1) and at the bottom of the stock (fig 5)
Cut wrap when you reach the hinge or trigger.




To Cover Odd Shaped or Moving Parts:

Cut small strips of Camo Form and wrap moving parts such as binocular or scope dials separately to allow these controls to move freely. (fig 6)



Customize for Special Applications:

To cover unique areas, such as gun sights and attachment points, cut holes in Camo Form to maintain functionality. (fig 7)



Protection from Extreme Cold: Wrapping your gun with Camo Form helps prevent dangerous malfunctions caused by freezing condensation inside the chamber. This will also help keep other moving parts working normally.



TESTIMONIALS


"The temperature during this hunt was about 18° F. It was so cold that my skin was immediately freezing to exposed metal. This was not the case with my shotgun that was wrapped with your product. During many other hunts before using your product, extremely cold temperatures caused shotgun malfunctions. This time, while using Camo Form, the weapon was kept above the freezing point and no malfunctions occurred. I will continue to use Camo Form in all weather conditions."



"On the Alaskan coast, we use Camo Form to protect the metal on our shotguns, preventing corrosion from the saltwater in the harsh ocean winds."




"In desert conditions, weapons get so hot, soldiers can't even touch them because the metal burns their skin. Another common problem caused by the heat is weapons slipping out of sweaty hands. Camo Form insulates their hands from the heat and also improves grip."




MOSSY OAK
SHADOW GRASS

Item # 19502



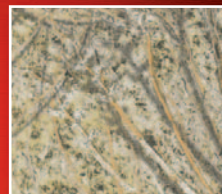
MOSSY OAK
BREAK UP

Item # 19501



MOSSY OAK
Obsession

Item # 19503




MOSSY OAK
BRUSH

Item # 19504




STANDARD DESERT
PATTERN

Item # 19705




STANDARD WOODLAND
PATTERN

Item # 19710



DIGITAL DESERT
PATTERN

Item # 19625



DIGITAL WOODLAND
PATTERN

Item # 19626



UNIVERSAL CAMOUFLAGE
PATTERN

Item # 19610



CAMO FORM SNOW
PATTERN

Item # 19701