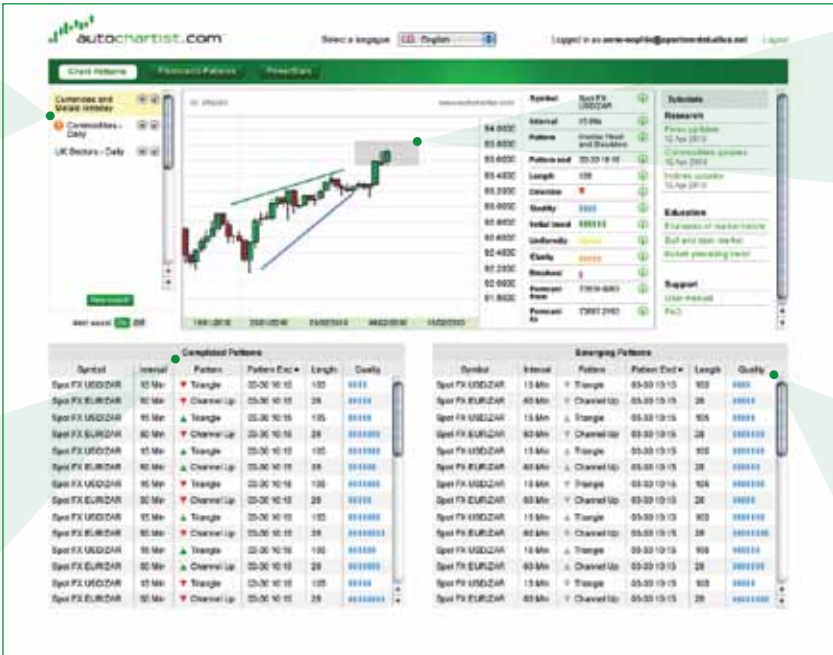


WHAT IS AUTOCHARTIST?



The screenshot displays the Autochartist.com website interface. At the top, there's a navigation menu with options like 'Currencies and Metals Intraday', 'Commodities - Daily', and 'UK Sectors - Daily'. The main area features a candlestick chart with several technical indicators overlaid, including a moving average and a channel. Below the chart, there are two tables: 'Completed Patterns' and 'Emerging Patterns'. The 'Completed Patterns' table lists various patterns like 'Triangle' and 'Channel Up' with their respective symbols, intervals, and quality scores. The 'Emerging Patterns' table lists similar patterns that are currently forming. On the right side, there's a sidebar with sections for 'Research', 'Education', and 'Support'.

Completed Patterns

Symbol	Interval	Pattern	Pattern End =	Length	Quality
Spot FX USDZAR	15 Min	Triangle	05:00 10:15	100	00000
Spot FX EURZAR	15 Min	Channel Up	05:00 10:15	28	00000
Spot FX USDZAR	15 Min	Triangle	05:00 10:15	100	00000
Spot FX EURZAR	15 Min	Channel Up	05:00 10:15	28	00000
Spot FX USDZAR	15 Min	Triangle	05:00 10:15	100	00000
Spot FX EURZAR	15 Min	Channel Up	05:00 10:15	28	00000
Spot FX USDZAR	15 Min	Triangle	05:00 10:15	100	00000
Spot FX EURZAR	15 Min	Channel Up	05:00 10:15	28	00000
Spot FX USDZAR	15 Min	Triangle	05:00 10:15	100	00000
Spot FX EURZAR	15 Min	Channel Up	05:00 10:15	28	00000
Spot FX USDZAR	15 Min	Triangle	05:00 10:15	100	00000
Spot FX EURZAR	15 Min	Channel Up	05:00 10:15	28	00000
Spot FX USDZAR	15 Min	Triangle	05:00 10:15	100	00000
Spot FX EURZAR	15 Min	Channel Up	05:00 10:15	28	00000

Emerging Patterns

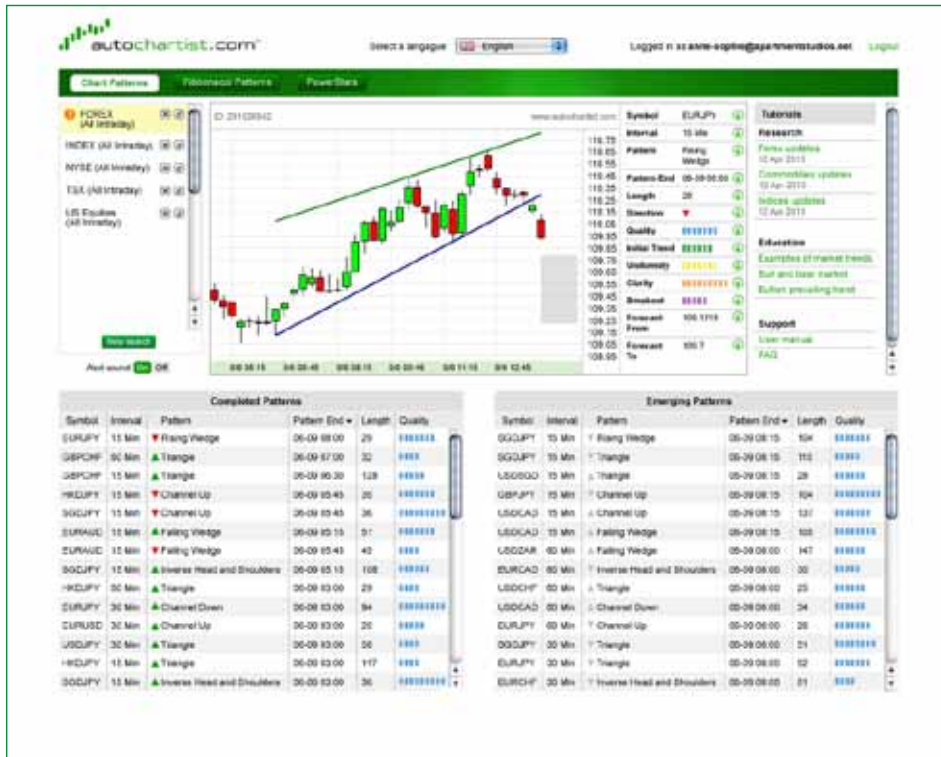
Symbol	Interval	Pattern	Pattern End =	Length	Quality
Spot FX USDZAR	15 Min	Triangle	05:00 10:15	100	00000
Spot FX EURZAR	15 Min	Channel Up	05:00 10:15	28	00000
Spot FX USDZAR	15 Min	Triangle	05:00 10:15	100	00000
Spot FX EURZAR	15 Min	Channel Up	05:00 10:15	28	00000
Spot FX USDZAR	15 Min	Triangle	05:00 10:15	100	00000
Spot FX EURZAR	15 Min	Channel Up	05:00 10:15	28	00000
Spot FX USDZAR	15 Min	Triangle	05:00 10:15	100	00000
Spot FX EURZAR	15 Min	Channel Up	05:00 10:15	28	00000
Spot FX USDZAR	15 Min	Triangle	05:00 10:15	100	00000
Spot FX EURZAR	15 Min	Channel Up	05:00 10:15	28	00000

Autochartist is the world's most advanced tool for the automatic identification of Chart Patterns and Fibonacci Patterns. Our proprietary technology allows us to monitor thousands of financial instruments 24 hours per day automatically uncovering trading opportunities as they occur.

With our pattern recognition engines continuously scanning financial markets such as Forex, Equities, Indices, and Commodity markets, traders are notified within minutes of pattern formations.

We also offer PowerStats as a feature that gives Forex traders important statistical information about the instruments they trade. It helps them set stop-loss and take-profit levels, and provides a better assessment of risk and volatility

CHART PATTERNS

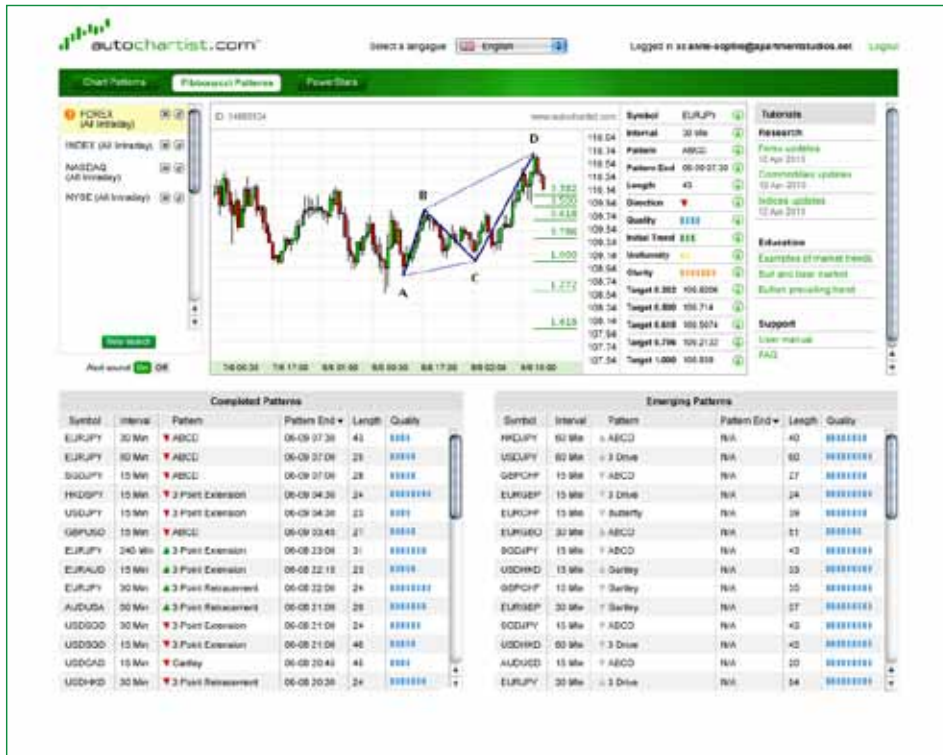


Autochartist covers Forex, Equities, Futures, CFD and Spread Betting markets, automatically identifying technical chart pattern formations such as triangles, wedges, tops and bottoms.

Users are notified by audio and visual alerts when emerging and completed patterns are identified. The pre-drawn charts are easily understood as support and resistance levels are clearly illustrated.

A truly versatile tool, Autochartist Chart Patterns allows newer traders to incorporate technical analysis into their trading plans, while still offering seasoned traders the powerful scanning functionality which saves them time and highlights trade opportunities that may otherwise be missed.

FIBONACCI PATTERNS



Autochartist automatically identifies Fibonacci Patterns and visually illustrates the levels at which support or resistance is expected according to the theory of the Golden Ratio.

Such levels can play an instrumental role in setting stop-loss levels and determining trading objectives.

From straight forward extensions, retracements, and ABCD patterns, to more sophisticated setups like Gartley and Butterfly formations, Autochartist also has the ability to identify patterns that are in the process of forming. This highlights to Fibonacci traders where they need to focus their attention for the next high-potential trade opportunities.

POWERSTATS



The PowerStats toolkit provides traders with insight into the relative movements of forex instruments. This is very helpful when formulating new trading plans, or refining and re-evaluating existing strategies.

For example, PowerStats offers:

- Average pip movement in specific time frames
- Likelihood for upside or downside momentum (based on history)
- Maximum expected price movements (statistical highs and lows) across various time frames
- Expected price movements over weekday and hourly time frames

As an important Autochartist feature, together with Chart and Fibonacci Patterns, PowerStats helps traders to set stop loss and take profit levels, as well as helping them figure out risk and choosing the appropriate instruments to trade.

INTEGRATION AND PLUGINS



In addition to integrating Autochartist into proprietary trading platforms, partners have chosen to do so in some of the worlds leading 3rd party trading platforms.

Autochartist welcomes the opportunity to integrate our market leading technology into other platforms (and we always aim to do as much of the integration as possible – so minimizing the cost to our partners).

Some of the existing platforms where Autochartist can be accessed include:



METATRADER 4

MetaTrader 4 has become very popular with brokerage companies and traders in just a few years since its launch.



IRESS

IRESS provide specific solutions, such as WebIRESS, for retail advisors and their clients through to institutional traders and specialist market makers.



COPPERDIME

Copperdime provide leading next generation trading platforms to the world's leading financial services institutions.

BENEFITS

Autochartist is a powerful market-scanning tool that automatically identifies chart and Fibonacci patterns throughout the trading day.

INTRADAY SCANNING

Autochartist gives traders early notification of potential trade opportunities throughout the day.

PATTERN ALERTS

With thousands of instruments being scanned during any given minute, Autochartist delivers both audio and visual alerts, highlighting trading opportunities as they arise.

QUALITY INDICATORS

Each pattern comes with an automated visual analysis that uses a combination of four unique characteristics in assigning a pattern's quality score.

SAVES TIME

Rather than forcing a trader to rely on (or acquire) years of training to recognize trading patterns, Autochartist scans through massive quantities of market price data and automatically detects predefined patterns. This saves time and effort for traders of all levels.

EDUCATIONAL SUPPORT

The Autochartist service is accompanied by research and training materials that empower traders to best utilize chart patterns and Technical Analysis in their day-to-day trading.

TRADE STYLE

Autochartist automatically plots support and resistance lines, catering to both breakout and swing traders.

HIGHLY CUSTOMISABLE SEARCHES

Users can define custom search criteria that filter out unwanted data, leaving only the chart pattern information most relevant to their own personal trading style.

BROKER SOLUTIONS

Some of the world's leading brokers, market makers and educational companies have partnered with Autochartist to offer their clients our pattern recognition technology.

Not only does Autochartist scan and identify trades for the individual trader, it offers direct and measurable returns to institutions, from client acquisition through to client retention.

TECHNICAL ANALYSIS

Traders no longer need to spend years learning how to recognize chart patterns.

TRADE GENERATION

Autochartist has been proven to stimulate the number of monthly trades made as it uncovers overlooked or unknown trade opportunities. Providing clients with over 3,500 real-time trading opportunities per month, the service not only engages clients in an increased number of trades, but also exposes them to a greater variety of markets.

CLIENT RETENTION AND MARKETING OPPORTUNITIES

Improve client retention and revive dormant accounts. Providing clients with an attested and robust trade facilitation program holds the potential for creating a marketing buzz via press releases, website marketing and communication initiatives.

CLOSING SALES TO NEW CLIENTS

The Autochartist service offers a compelling argument for sales staff because it aids in the closing of new sales. Most people are comforted knowing that they receive a software application that will assist them in finding new and potentially missed trading opportunities.

PARTNERS



TESTIMONIALS

“When we first saw Autochartist™ in action, it was clear to us that it was a unique product”, said Gary Tilkin, president and CEO, GFT. “Autochartist™ is sure to appeal to any trader looking for a consistent, unbiased, and immediate technical analysis tool. We thought it would be an ideal complement to our DealBook® 360 software.”

GARY TILKIN

President and CEO
GFT

“Autochartist has been a welcome addition to the vast array of software products FXDD offers. It is one of the more popular as well as user friendly trading aids on the market and our clients really appreciate that we offer it to them to help with their trading. As a broker, we appreciate it as a tool that allows the clients to gain confidence and market understanding so that they may get up and running on a live account sooner.

Autochartist as a company has been one of the more pleasant software vendors that we deal with. They are always supportive and trying to help us find better ways to make the most out of their product. Ilan and Erik are very down to earth, they know their product and are constantly following up to make sure we are happy with their service. FXDD recommends Autochartist as a product and as a company.”

JEFFREY BASKIN

Director of Client Education
FXDD

“At IBFX we believe that our long-term success is closely tied to the success of our customers, and as such we strive to provide them with world class tools in an effort to educate and improve their trading capabilities. By far our most popular and functional tool is Autochartist. This software allows our customer to monitor all of our available currency pairs and make more informed trading decisions. It has become an invaluable tool in our customers’ arsenal.”

MARILYN McDONALD

Marketing Director Interbank
FX

IN THE PRESS

FINANCIAL TIMES

HEADS, SHOULDERS, TOPS AND LOWS

In January, IG Index launched Autochartist, an automated technical analysis package that scans the markets in real time looking for opportunities that a trader might otherwise miss because of the time needed to monitor so many markets and

individual shares.

The package is free and available to IG Index clients direct from the trading platform. It has proved popular, registering more than 6,500 log-ons during January.

“The best way of describing it is as an automated pattern recognition tool that monitors

various markets on your behalf and can flag up when certain criteria are met,” says Mr Jones.

“Traders will often look for patterns to try to forecast where the market will go next. They can set up Autochartist simply to scan the markets for patterns such as double tops, double bottoms, heads and shoulders, and so on.”



GIVE YOUR CHARTING ABILITIES A BOOST

Using Autochartist’s pattern recognition software, spread betters can scan selected equity and indices markets for both recently completed and emerging

pattern formations. This can flag up key trading opportunities for spread betters that they might have missed through all the noise in the markets.

As David Jones, chief market strategist at IG Index, points

out: “It takes the legwork out of technical analysis and is a way of scanning markets very quickly. It also highlights opportunities in markets that you might not have considered.”



PATTERN RECOGNITION APPLICATIONS GUIDE THE WAY THROUGH CHARTS

“What Autochartist does Differently”, Azbel says, “is identify support and resistance levels in the market, which is a function of the human visual cortex.” “You look at it, and you see it with your

naked eye. It’s extremely difficult or impossible to put into a formal mathematical equation.”

To accomplish that end, Autochartist uses statistics, high-end analysis and more visual recognition.

Autochartist has the ability to scan intraday, rather than

the more typical end-of-day processing, so users receive alerts about support and resistance throughout the trading day, which appeals to more active traders. It can be used for exchange-traded and over-the-counter products, such as forex and retail contracts for difference (CFDs).

OUR MARKET COMMENTARY



UK STOCKS — FACTORS TO WATCH ON FRIDAY AUG 13

“Technical indicators for the FTSE 100 index remain bearish”, according to Raghee Horner, chief market analyst at Autochartist.

“The intraday trends across the 30 and 60-minute charts are still down and this has to be of concern to buyers who must now wait for the FTSE to rally through the 5281 to 5320 area of resistance before shifting the intraday trend back up.”



FTSE SEEN FALLING SLIGHTLY

“Prices did break below 5,400 temporarily during the Monday session before the FTSE was able to buoy back above this psychological level, confirming that the bulls were willing to step in and support an intraday correction,” said Raghee Horner, chief market analyst at Autochartist.



FTSE CLOSE: AVIVA, TUI TRAVEL UP; VEDANTA DOWN

“Technical indicators for the FTSE 100 index remained bearish”, according to Raghee Horner, chief market analyst at Autochartist. “The index needs to rally past 5,320 before the intraday trend will be shifted higher”, she said.

ABOUT US

Since its launch in 2004 to now servicing the largest and most successful on-line brokerage firms and institutions, with end users in over 80 countries and in excess of 2,000,000 charts viewed per month by our customers, Autochartist has established itself as the leading solution for Brokers, Market Makers and Educational companies across world looking to offer pattern recognition solutions to their clients.

ENIS MEHMET

Head of Business Development

enis@autochartist.com

TEL +1 646 591 1011

FAX +1 646 478 9560

SKYPE enismehmet