

Van mounts



smart ▶▶▶
www.smartplatforms.co.uk

Training



smart ▶▶▶
www.smartplatforms.co.uk

Truck mounts



smart ▶▶▶
www.smartplatforms.co.uk

Tracked access



smart ▶▶▶
www.smartplatforms.co.uk

Rough terrain



smart ▶▶▶
www.smartplatforms.co.uk

self
drive hire
made
easy

smart ▶▶▶ access you control

Introduction



Since its founding in 2002, cost effectiveness, convenience and high quality service have been the core values that have guided Smart Platform Rental Ltd to provide a real alternative to traditional access.

Smart is the pioneering force behind self drive powered access hire in the UK. With over eight years serving many specialist sectors, from signage to CCTV, from building maintenance to pest control, from festive decs to tree surgery: you'll find our experience invaluable.

We also pride ourselves on continually replenishing our fleet. In the past 12 months we have invested over £1,000,000 in new platform purchases so that the average platform age is between two and half to three years old.

Self Drive Access Hire

We have the largest self drive truck mount platform fleet in the country. Working heights range from 10 to 26 metres. More contractors are seeing a positive impact on their margins by choosing the self drive option.

- ▶ We offer low hire rates
- ▶ No down time waiting on site for platform delivery
- ▶ You control when to collect and return
- ▶ Standard driving licence for the majority of our trucks
- ▶ Free full familiarisation at the start of each hire
- ▶ Competitively priced Collision Damage Waiver

The move to self drive is the quick, simple and economic choice for your business

Delivery

If you prefer we also offer a delivery service to your office or site.

Operated Hire

Smart provide fully qualified and experienced operators as an alternative to self drive.

Working Smarter



Our machines have great mobility. Unlike traditional scaffolding and self propelled equipment you can use our vehicle mounts for multiple site visits on the same hire. This spreads the hire costs over several jobs making for more effective working solutions.

Weekend and AM/PM Service

Overnight and weekend working is favoured by many of our customers for sector specific needs and getting the most from their hire. To accommodate this growing need we provide weekend packages and reduced PM Collect or AM Return tariffs.

Machine Features

Our platforms incorporate numerous features that provide you with even more smart working benefits.

With most models having rotatable baskets you can keep flush to larger surface areas without the need for continually having to set up and down.

Most models have outriggers that can be deployed allowing for work on gradients that non-jacking self propelled platforms can't address.

The majority of models have footprints that, even with outriggers deployed, fit easily within a standard car park space.

Many of our smaller models feature generously sized storage boxes that can be used to store your equipment and materials. Many of our larger platforms include sign trays.

Our truck mounts are generally much lighter than equivalent working height self propelled platforms, so can be used on a wider range of applications.



What's New?



The past six months have seen an expansion in both the fleet and services that we offer to our customer base and even if you're a long-standing user of ours there may be some developments that you may not be aware of.

Our self drive fleet now includes rough terrain 4x4 vehicle mounts (RT13) and we have recently introduced panelled vans (V12) for the first time. The latest fleet launch is a narrow tracked platform (NT14) on a self drive package.

Our IPAF training portfolio has expanded and now includes training for self propelled booms (Category 3b) and scissor lifts (Category 3a) as well as harness inspection courses and if you use aluminium towers we also now provide PASMA training.

Finally, we're proud to announce that we have also gained both IPAF Rental Plus and SAFEcontractor accreditations.



Locations

Contact for both depots

Tel: 0871 871 9292

Fax: 0871 871 9393

Opening times for both depots

Open: Monday-Friday
7.30am - 5.30pm



Located Junction M6, M42

smart Midlands Expressway Depot
Cedar House, Kingsbury Road
Marston, near Sutton Coldfield
West Midlands
B76 0DS

Located Junction M1, M25

smart London Orbital Depot
14 McDonald Business Park
McDonald Way, off Maylands Avenue
Hemel Hempstead
Hertfordshire
HP2 7EB



Training

NEW!!
IPAF and
PASMA
courses
available



Safety is paramount to us and we provide a range of services that address this. With this in mind, Smart insists on a full machine specific handover/ familiarisation with every self drive hire to ensure effective and safe operation of our truck mounts. Each handover/familiarisation is carried out by one of our qualified IPAF demonstrators who instruct on the safe set up, operation and safety features, this usually takes 10-15 minutes.

We also strongly recommend obtaining full IPAF certification. We regularly run one day courses in the usage of Smart truck mounts and tracked platforms (Category 1b) which provides you with a 5 year internationally recognised accreditation. Additionally, we now offer training in scissor lifts (Category 3a) and self propelled booms (Category 3b) as well as harness inspection courses and PASMA courses if you use aluminium towers.



Long Term Hire



For longer hires (over 3 months) you may wish to consider extended term schemes.

A number of customers have chosen this option which can include discounted rates, predictable in-life costs, replacement machines during routine maintenance and obligatory inspections, personalised livery and free training.



Used Fleet Sales



If you feel that you're committed to using truck mounts and are interested in outright purchase then we can offer a large range of ex-fleet vehicles ranging in platform height, age and price.

Our trucks can be offered with the following:

- ▶ Sold in a fully undecaed state
- ▶ Full 12 months MOT
- ▶ 6 monthly LOLER certification
- ▶ Full service history
- ▶ 1000 miles or 1 month warranty (whichever occurs sooner)

For more information and a fully up to date stocklist please visit our website.

Accessories



Highly trained staff using our well maintained and robust platforms are key elements for safe and efficient work at height. Another vital component is the accessories that you use.

We offer and recommend fall restraint harnesses and lanyards custom made for specific truck mount usage. These can be purchased to cover your staff's PPE requirements when working at height.

A standard version of the harness and lanyard set is available. We also have a range of harnesses that come with integral hi-visibility vests and fast snap fittings providing greater convenience.

Another item worth considering are hand-held anemometers that measure wind speed. Our booms are designed to operate in winds up to 12.5 metres per second (28mph) and an anemometer can offer far greater precision in predicting wind speeds for safe working.

For a full list of other available equipment and prices please visit our website.



Rates

| Model | Work Height | Max Outreach | Basket Capacity | Vehicle Weight |
|---|-----------------|-----------------|-----------------|----------------|
| Z10 truck mount | 10.8m 35.0ft | 4.4m 14.0ft | 200kg 440lbs | 3.5 tonnes |
| V12 van mount | 12.5m 41.0ft | 7.7m 25.0ft | 230kg 507lbs | 3.5 tonnes |
| RT13 4x4 mount | 13.1m 43.0ft | 6.1m 20.0ft | 200kg 440lbs | 3.5 tonnes |
| NT14 platform only tracked mount | 13.9m 45.6ft | 6.7m 21.9ft | 200kg 440lbs | 1.4 tonnes |
| NT14 with carrier vehicle tracked mount | 13.9m 45.6ft | 6.7m 21.9ft | 200kg 440lbs | 3.5 tonnes |
| Z14 truck mount | 13.5m 44.0ft | 7.0m 23.0ft | 200kg 440lbs | 3.5 tonnes |
| Z17 truck mount | 17.2m 56.0ft | 8.0m 26.0ft | 200kg 440lbs | 3.5 tonnes |
| Z19 truck mount | 19.0m 62.0ft | 8.0m 26.0ft | 230kg 507lbs | 3.5 tonnes |
| Z20 truck mount | 20.0m 65.0ft | 9.5m 31.0ft | 200kg 440lbs | 3.5 tonnes |
| Z26 truck mount | 25.6m 84.0ft | 12m 39.4ft | 230kg 507lbs | 7.5 tonnes |
| S26j truck mount | 26.4m 86.5ft | 17.2m 56.4ft | 350kg 770lbs | 7.5 tonnes |

| Self-Drive Hire Rates | | | | | Collision Damage Waiver (if required) | Daily Operated Hire Weekday | Half Day Operated Hire Weekday | Weekend Self-Drive Hire |
|-----------------------|---------------|---------------|----------------|--------------------------------------|---------------------------------------|---|--------------------------------|---|
| 1 day £99 | 2 day £198 | 3 day £297 | 4 day £396 | 5 th day £396 FREE | per day £25.00 | 8hrs inc travel £359 O/Time £40hr | 4hrs inc travel £259 | Collect Fri' pm £198 Return Mon' am |
| 1 day £109 | 2 day £218 | 3 day £327 | 4 day £436 | 5 th day £436 FREE | per day £25.00 | 8hrs inc travel £359 O/Time £40hr | 4hrs inc travel £259 | Collect Fri' pm £218 Return Mon' am |
| 1 day £119 | 2 day £238 | 3 day £357 | 4 day £476 | 5 th day £476 FREE | per day £25.00 | 8hrs inc travel £359 O/Time £40hr | 4hrs inc travel £259 | Collect Fri' pm £238 Return Mon' am |
| 1 day £124 | 2 day £248 | 3 day £372 | 4 day £496 | 5 th day £496 FREE | per day £19.00 | 8hrs inc travel £359 O/Time £40hr | 4hrs inc travel £259 | Collect Fri' pm £248 Return Mon' am |
| 1 day £173 | 2 day £346 | 3 day £519 | 4 day £692 | 5 th day £692 FREE | per day £29.00 | 8hrs inc travel £359 O/Time £40hr | 4hrs inc travel £259 | Collect Fri' pm £346 Return Mon' am |
| 1 day £119 | 2 day £238 | 3 day £357 | 4 day £476 | 5 th day £476 FREE | per day £25.00 | 8hrs inc travel £359 O/Time £40hr | 4hrs inc travel £259 | Collect Fri' pm £238 Return Mon' am |
| 1 day £129 | 2 day £258 | 3 day £387 | 4 day £516 | 5 th day £516 FREE | per day £25.00 | 8hrs inc travel £359 O/Time £40hr | 4hrs inc travel £259 | Collect Fri' pm £258 Return Mon' am |
| 1 day £149 | 2 day £298 | 3 day £447 | 4 day £596 | 5 th day £596 FREE | per day £25.00 | 8hrs inc travel £359 O/Time £40hr | 4hrs inc travel £259 | Collect Fri' pm £298 Return Mon' am |
| 1 day £149 | 2 day £298 | 3 day £447 | 4 day £596 | 5 th day £596 FREE | per day £25.00 | 8hrs inc travel £359 O/Time £40hr | 4hrs inc travel £259 | Collect Fri' pm £298 Return Mon' am |
| 1 day £269 | 2 day £538 | 3 day £807 | 4 day £1076 | 5 th day £1076 FREE | per day £42.00 | 8hrs inc travel £459 O/Time £50hr | 4hrs inc travel £359 | Collect Fri' pm £538 Return Mon' am |
| 1 day £269 | 2 day £538 | 3 day £807 | 4 day £1076 | 5 th day £1076 FREE | per day £42.00 | 8hrs inc travel £459 O/Time £50hr | 4hrs inc travel £359 | Collect Fri' pm £538 Return Mon' am |

Platform Specs



Z10

technical specification ▶▶

boom specifications

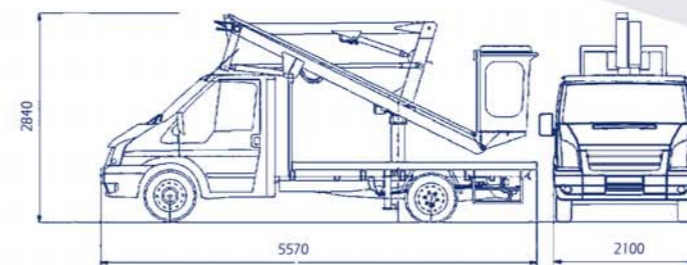
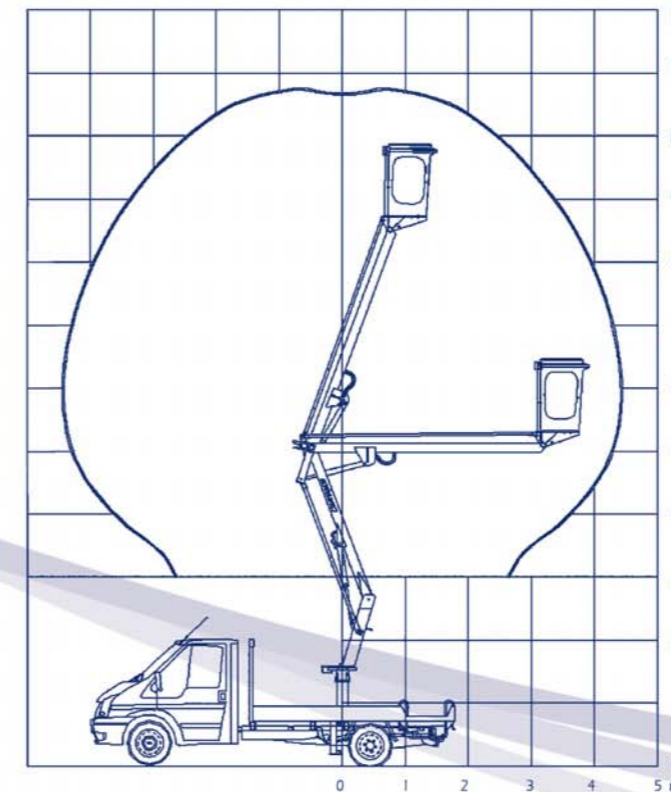
- ▶ working height 10.8m (35ft)
- ▶ outreach limit 4.4m (14ft)
- ▶ load capacity 200kg (440lbs)
- ▶ working width 2.20m (7ft 3")
- ▶ 360 degree boom rotation

vehicle chassis

- ▶ Ford 2.4litre Transit
- ▶ 2600kg GVW
- ▶ tool storage capacity

travel dimensions

- ▶ stowed height 2.90m (9ft 7")
- ▶ stowed width 2.20m (7ft 3")
- ▶ stowed length 6.60m (21ft 10")



All specs serve as a guideline only and are correct at time of going to print. Smart reserves the right to change the specification without any prior notice

NEW!!
self drive
tracked
access

NT14



Narrow tracked

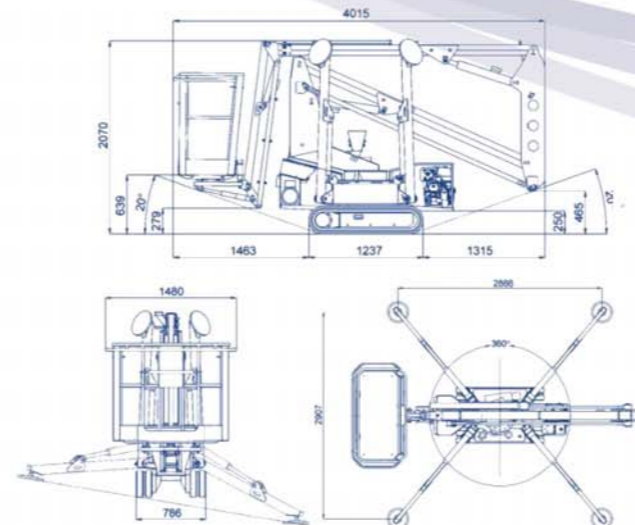
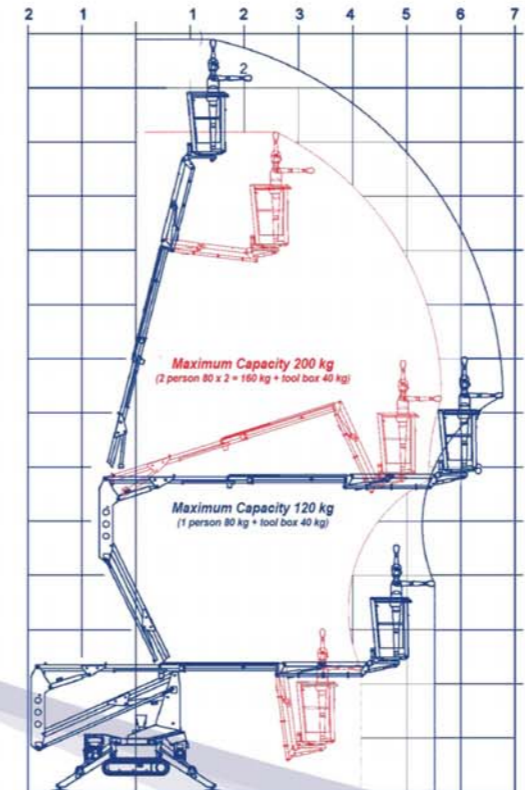
technical specification ▶▶▶

boom specifications

- ▶ working height with 120kg (1 person) 13.9m (45ft 6")
with 200kg (2 persons) 12.3m (40ft 4")
- ▶ outreach limit with 120kg (1 person) 6.7m (21ft 11")
with 200kg (2 persons) 5.4m (17ft 8")
- ▶ load capacity 120- 200kg (264-440lbs) (1-2 persons)
- ▶ 360 degree boom rotation
- ▶ Hatz diesel power unit
- ▶ stowed height 2.07m (6ft 9")
- ▶ stowed length 4.02m (13ft 2")
- ▶ stowed width 1.48m (4ft 10") (with basket)
0.84m (2ft 9") (basket removed)

vehicle chassis

- ▶ Citroen Relay 2.2 litre diesel
- ▶ vehicle height 2.20m (7ft 3")
- ▶ vehicle width 2.30m (7ft 7")
- ▶ vehicle length 6.60m (21ft 10")
- ▶ travelling height with platform 2.70m (8ft 11")
- ▶ 3500kg GVW



All specs serve as a guideline only and are correct at time of going to print. Smart reserves the right to change the specification without any prior notice

new, with
230kg load
capacity

V12

technical specification ▶▶▶

boom specifications

- ▶ working height 12.5m (41ft)
- ▶ outreach limit 7.7m (25ft)
- ▶ load capacity 230kg (4507lbs)
- ▶ working width 2.80m (9ft 3")
- ▶ 360 degree boom rotation

vehicle chassis

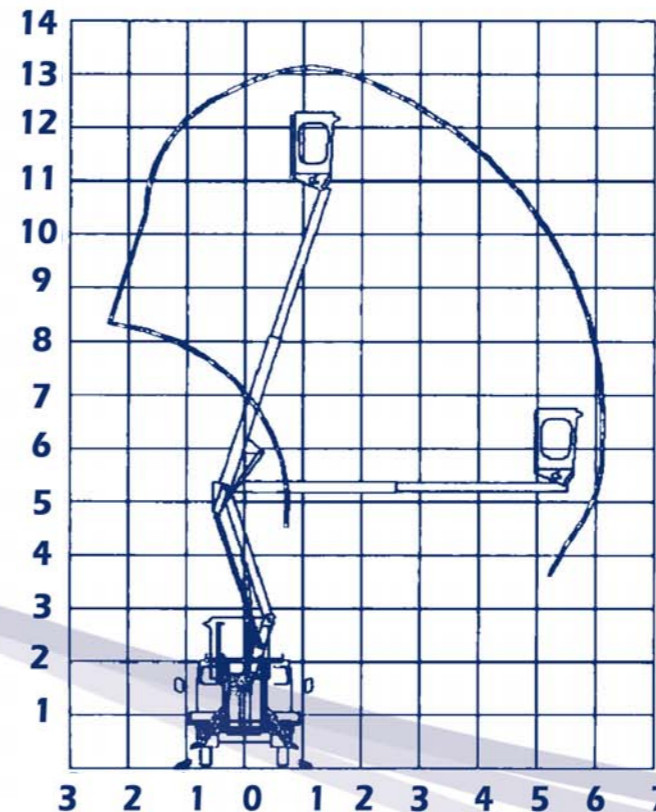
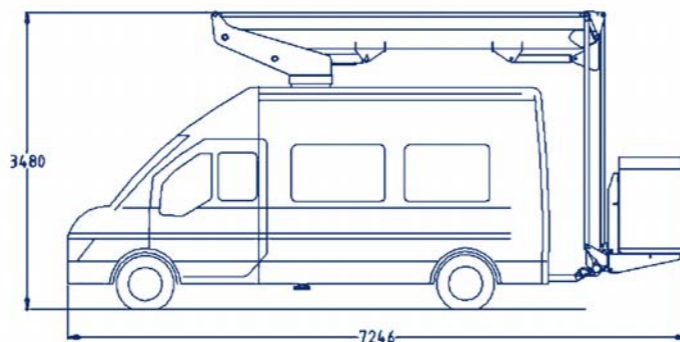
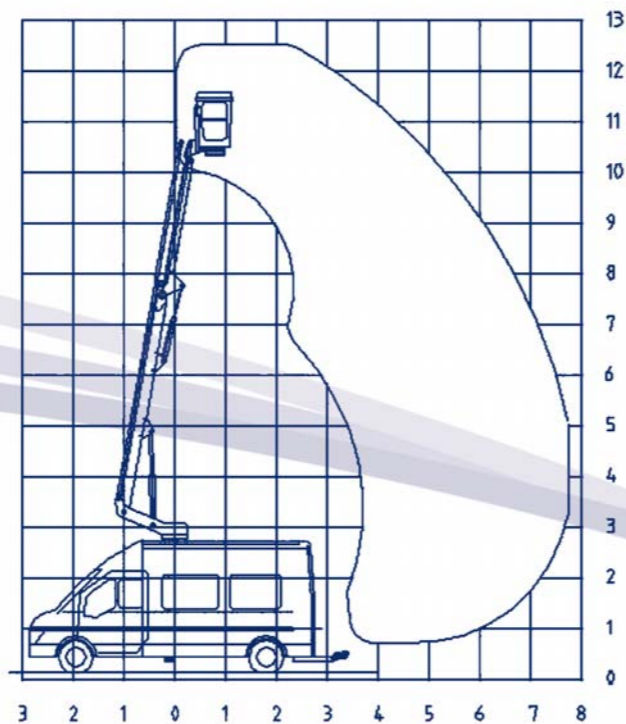
- ▶ Ford Transit T350
- ▶ 3500kg GVW
- ▶ 300kg storage capacity

travel dimensions

- ▶ stowed height 3.48m (11ft 5")
- ▶ stowed width 2.20m (7ft 3")
- ▶ stowed length 7.26m (23ft 10")



All specs serve as a guideline only and are correct at time of going to print. Smart reserves the right to change the specification without any prior notice



RT13

new, 4x4
off road
platform

technical specification ▶▶▶

boom specifications

- ▶ working height 13.1m (43ft)
- ▶ outreach limit 6.1m (20ft)
- ▶ load capacity 200kg (440lbs)
- ▶ working width 2.42m (7ft 11")
- ▶ 360 degree non-continuous boom rotation

vehicle chassis

- ▶ Santana 2.8 litre turbodiesel
- ▶ 3100kg GVW

travel dimensions

- ▶ stowed height 2.85m (9ft 5")
- ▶ stowed width 1.75m (5ft 9")
- ▶ stowed length 4.95m (16ft 3")



All specs serve as a guideline only and are correct at time of going to print. Smart reserves the right to change the specification without any prior notice

Z14

technical specification ▶▶

boom specifications

- ▶ working height 13.5m (44ft)
- ▶ outreach limit 7.0m (23ft)
- ▶ load capacity 200kg (440lbs)
- ▶ 360 degree boom rotation
- ▶ 45 degree cage rotate

vehicle chassis

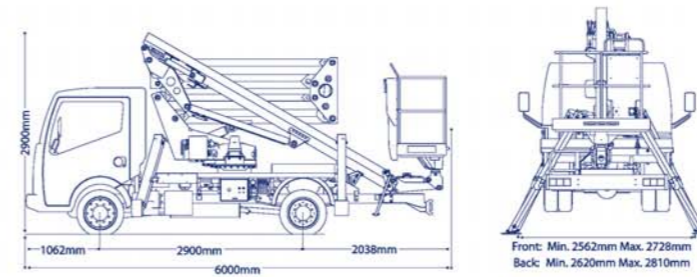
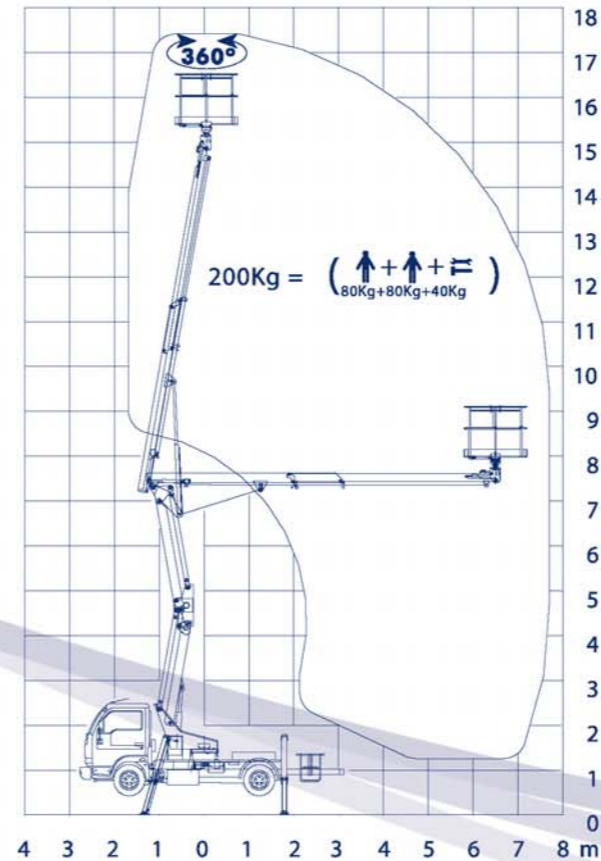
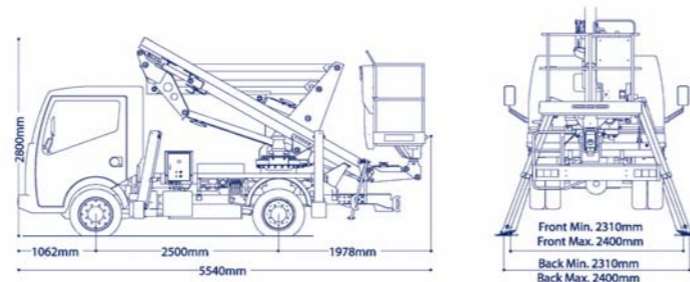
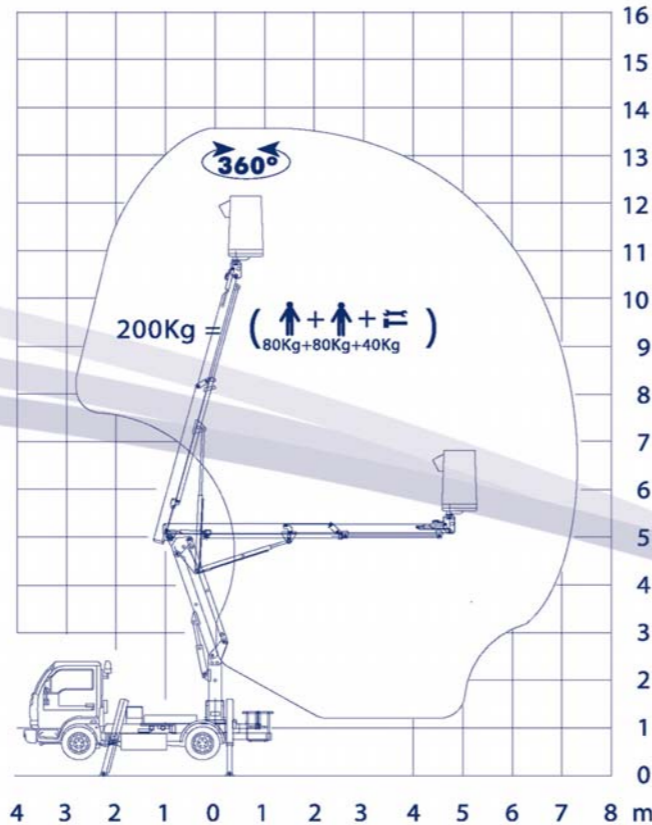
- ▶ Nissan 120hp Cabstar
- ▶ 3500kg GVW
- ▶ tool storage capacity

travel dimensions

- ▶ stowed height 2.80m (9ft 3")
- ▶ stowed width 2.20m (7ft 3")
- ▶ stowed length 5.54m (16ft 7")



All specs serve as a guideline only and are correct at time of going to print. Smart reserves the right to change the specification without any prior notice



Z17

technical specification ▶▶

boom specifications

- ▶ working height 17.2m (56ft)
- ▶ outreach limit 8.0m (26ft)
- ▶ load capacity 200kg (440lbs)
- ▶ 360 degree boom rotation
- ▶ 75 degree cage rotate

vehicle chassis

- ▶ Nissan 120hp Cabstar
- ▶ 3500kg GVW

travel dimensions

- ▶ stowed height 2.90m (9ft 7")
- ▶ stowed width 2.20m (7ft 3")
- ▶ stowed length 6.00m (19ft 7")



All specs serve as a guideline only and are correct at time of going to print. Smart reserves the right to change the specification without any prior notice

new, with
230kg load
capacity

Z19

technical specification ▶▶▶

boom specifications

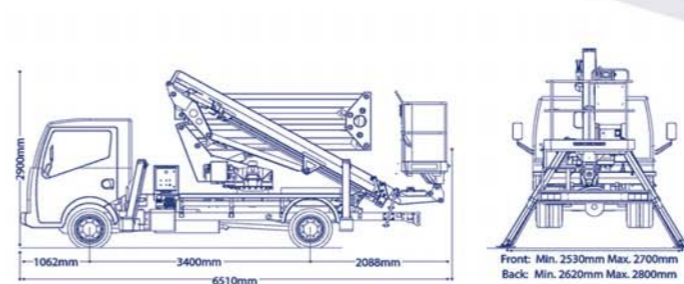
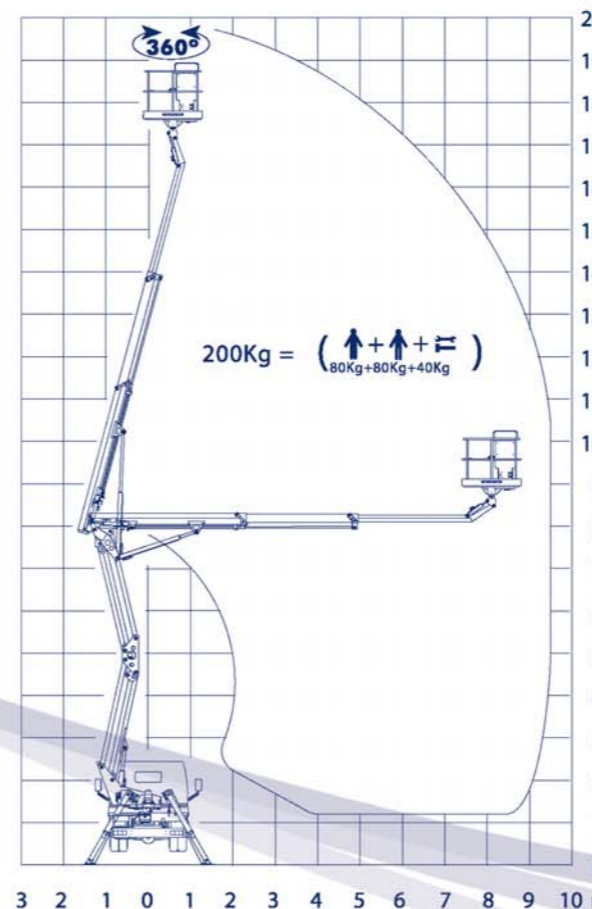
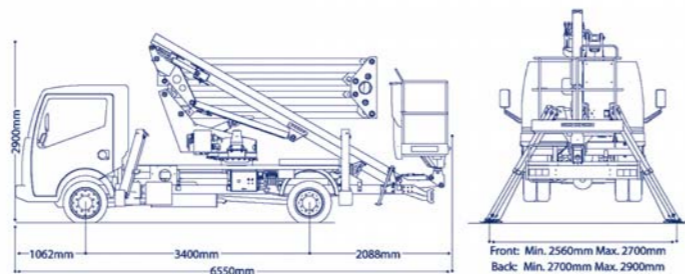
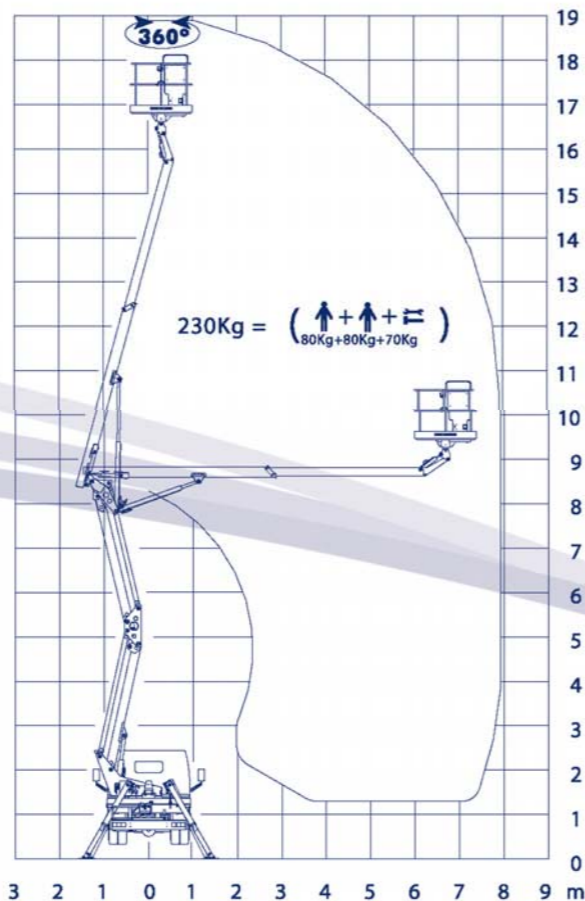
- ▶ working height 19.0m (62ft)
- ▶ outreach limit 8.0m (26ft)
- ▶ load capacity 230kg (507lbs)
- ▶ 360 degree boom rotation
- ▶ 75 degree cage rotate

vehicle chassis

- ▶ Nissan 120hp Cabstar
- ▶ 3500kg GVW

travel dimensions

- ▶ stowed height 2.90m (9ft 7")
- ▶ stowed width 2.20m (7ft 3")
- ▶ stowed length 6.55m (21ft 6")



Z20

technical specification ▶▶▶

boom specifications

- ▶ working height 20.0m (65ft)
- ▶ outreach limit 9.5m (31ft)
- ▶ load capacity 200kg (440lbs)
- ▶ 360 degree boom rotation
- ▶ 75 degree cage rotate

vehicle chassis

- ▶ Nissan 120hp Cabstar
- ▶ 3500kg GVW

travel dimensions

- ▶ stowed height 2.90m (9ft 7")
- ▶ stowed width 2.20m (7ft 3")
- ▶ stowed length 6.55m (21ft 6")



All specs serve as a guideline only and are correct at time of going to print. Smart reserves the right to change the specification without any prior notice

All specs serve as a guideline only and are correct at time of going to print. Smart reserves the right to change the specification without any prior notice

Z26

technical specification ▶▶

boom specifications

- ▶ working height 25.6m (84ft)
- ▶ outreach limit 12.0m (39ft)
- ▶ load capacity 230kg (507lbs)
- ▶ max jacking width 2.8m (9ft 2")
- ▶ 360 degree boom rotation
- ▶ 45 degree cage rotate

vehicle chassis

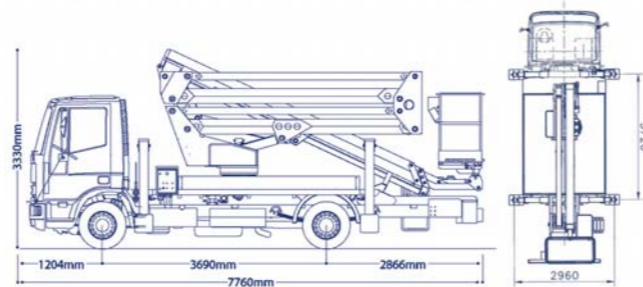
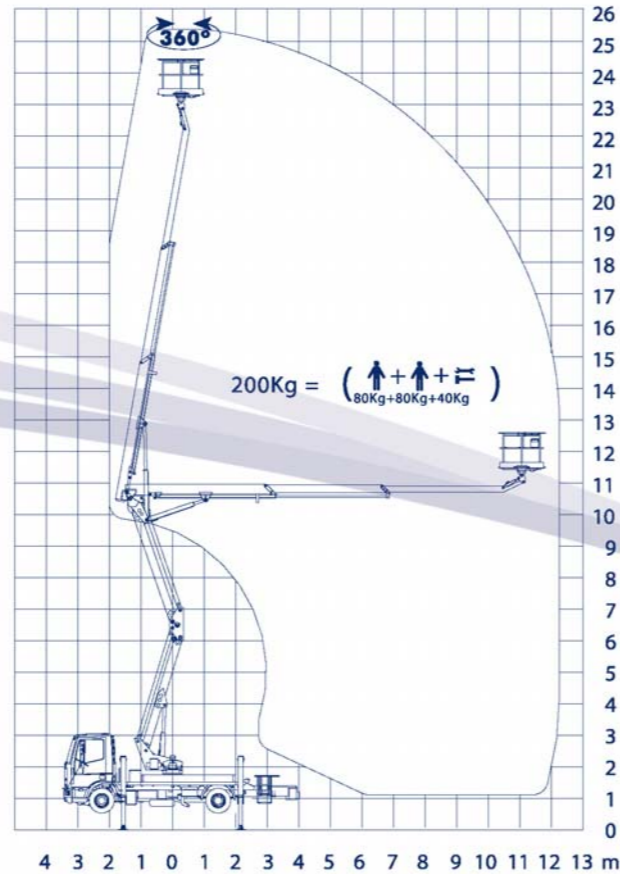
- ▶ Iveco chassis
- ▶ 7500kg GVW

travel dimensions

- ▶ stowed height 3.3m (10ft 10")
- ▶ stowed width 2.7m (8ft 10")
- ▶ stowed length 7.6m (24ft 11")



All specs serve as a guideline only and are correct at time of going to print. Smart reserves the right to change the specification without any prior notice



S26j

technical specification ▶▶

boom specifications

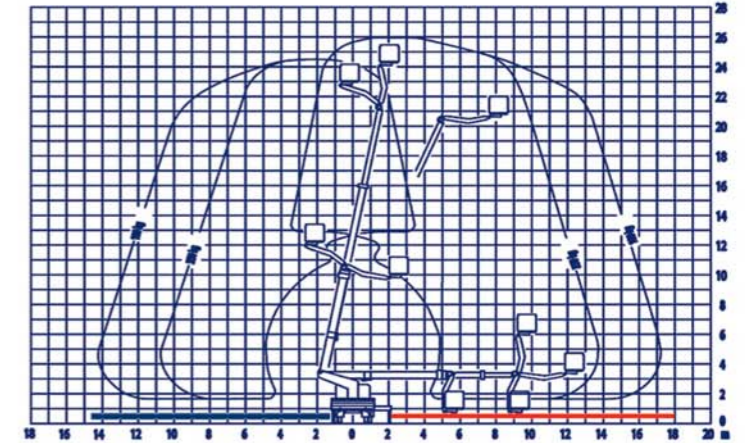
- ▶ working height 26.4m (86ft)
- ▶ outreach limit see jacking options
- ▶ load capacity 350kg (770lbs)
- ▶ 360 degree boom rotation
- ▶ 45 degree cage rotate

vehicle chassis

- ▶ Mann chassis
- ▶ 7500kg GVW

travel dimensions

- ▶ stowed height 3.6m (11ft 10")
- ▶ stowed width 2.6m (8ft 6")
- ▶ stowed length 9.1m (29ft 10")



jacking option 1

extended one side

- ▶ width 3.45m (11ft 3")
- ▶ max outreach at 100kg (1 person) 17.2m (56ft 5")
- ▶ max outreach at 350kg (3 persons) 13.9m (45ft 7")

jacking option 2

straight down jacks working over the side of vehicle

- ▶ width 2.5m (8ft 3")
- ▶ max outreach at 100kg (1 person) 14.3m (49ft 11")
- ▶ max outreach at 350kg (3 persons) 10.9m (35ft 10")

straight down jack working over the back of vehicle

- ▶ width 3.45m (11ft 3")
- ▶ max outreach at 100kg (1 person) 17.2m (56ft 5")
- ▶ max outreach at 350kg (3 persons) 13.9m (45ft 7")



All specs serve as a guideline only and are correct at time of going to print. Smart reserves the right to change the specification without any prior notice

Further Info

Registering

To hire from Smart is simple. There are two forms, one for sole traders and partnerships and another for limited companies. Please complete the appropriate form or download from our website – www.smartplatforms.co.uk. Then fax back on 0871 871 93 93 or email to sales@smartplatforms.co.uk. Account registration can be done in a matter of hours and we'll let you know by post, email or phone.

Ordering

To place an order, contact us to check on availability; we recommended 3-4 days notice to avoid disappointment. To confirm placing an order, Smart requires written confirmation either by fax, e-mail (sales@smartplatforms.co.uk) or through our Web site.

Hiring Process

Please note that all hires are covered under the Terms & Conditions of the Construction Plant-Hire Association (a full copy is available on request).

Platforms can be picked up from 7.30am (excluding PM Collects) and must be returned no later than 5.30pm (excepting AM Returns).

Insurances

Road Going Insurance

All of our road going platform vehicles must be comprehensively insured. This can be done by either including our vehicle on your fleet insurance policy or using our Collision Damage Waiver (CDW).

Using Your Own Insurance

Each fleet policy varies, dependant on your insurance company. In all cases we will need to see a cover note or the policy document.

Using Our Insurance

Our Collision Damage Waiver (CDW) will provide you with fully comprehensive road going cover when driving and protection against accidental damage to the boom whilst on site. A full set of terms and conditions including exclusions are provided with each hire (also available upon request.)

We need to see your driving licence before you hire – both the card and paper counterpart. You can have more than one driver for each hire - we just need to see each person's licence. In the case of 7.5 tonne truck mounts you must have a Category C on your licence.

Drivers 23 years old and over holding full UK/EU licences with 6 penalty points or less are likely to be accepted under our standard policy. Higher levels of endorsement or lower age may be accepted subject to special conditions.

Hired in Plant Insurance - Narrow Tracked Platforms (NT) only

This plant is separate from the road going vehicle and needs to be insured either under your own Hired In Plant Policy or protected by our Plant Damage Waiver (PDW).

Using Your Own Insurance

Each fleet policy varies, dependant on your insurance company. In all cases we will need to see a cover note or the policy document as proof of sufficient cover for theft, damage whilst on site or in transit.

Using Our Insurance

Our Plant Damage Waiver (PDW) will provide you with sufficient cover whilst the machine is on hire. A full set of terms and conditions including exclusions are provided with each hire (also available upon request.)

Weekend Self Drive Hires

Platforms can be collected on Fridays after 4.30pm and must be returned by 8.00am the following Monday. Please note that CDW is also charged from Friday to Monday, if required.

Weekend Operated Hires

Availability should be checked for at least 5 working days in advance. One day hires comprise 8 hours working (including travel time). Operated weekend hires up to and including 20m are £459 and for 26m platforms £559.

PM Collection/AM Return

For a £30 tariff our platforms can be collected from 4.30pm the day prior to a hire or returned no later than 8.00am the day after. This must be arranged in advance of the hire. No individual hire can include a PM collect and AM return (excepting weekend hires).

Cancellation Policy

In the event of cancelling an order Smart must be notified the day prior to hire (cancellations for Mondays need to be received the Friday prior) no later than 4.30pm. Cancellation later than this will be subject to our lowest rate, £99.

Delivery/Collect

This option is normally available only on hires over 3 days. Since this service is highly site specific please call for a quote for a particular hire.

Fuel

Hirers are provided with a full tank of fuel at commencement of hire. If returned with a full tank no charge is made. With a partial empty tank being returned then a premium rate will be charged.

Training

Operator Course with 5-year IPAF Certification on a single category start from:

£140 per operative (min 4, max 6 per course)

£30 per operative IPAF registration

Course duration from 8.00am to 5.00pm

All operatives must be over 16 years of age and bring relevant safety equipment and suitable outdoor clothing with them on the day.

If it is necessary to reduce numbers or cancel then 48 hours written notice must be given and acknowledged by Smart. If this notice period is not given, the full training minus the certification charge will be invoiced.

Safety harnesses are an IPAF recommendation and are available from £69.95 plus VAT.

Please note courses with a greater number of categories, those held on client sites or out of office hours will have a varying rate.

For a full course syllabus and course application form, call 0871 871 9292.



London Orbital Depot
14 McDonald Business Park
McDonald Way
off Maylands Avenue
Hemel Hempstead
Hertfordshire
HP2 7EB

Midland Expressway Depot
Cedar House
Kingsbury Road
Marston
Sutton Coldfield
West Midlands
B76 0DS



www.smartplatforms.co.uk