



## AC “Z” SERIES XLR METAL CHASSIS MOUNT CONNECTORS

The metal chassis mount “Z” series connectors are designed for the audio user where durability, reliability and strength across a wide range of applications are important. All AC products are manufactured to the highest quality standards and will withstand the harshest environments. This range complies with IEC268-12 and AES 14-1992 standards. CSA File Number 68598

### Features

- The “D” size housing can be either front or rear mounted using the same panel cutout.
- The “P” size housing is the original wide flange front mounting XLR connector. “PN” is the original narrow flange front mounting male connector.
- A leading first mate last break socket contact is standard on all female connectors (Pin 1).
- Solder cup or Vertical PCB versions.
- Connectors are fitted with a grounding system for RFI shielding applications.
- Available in 3, 4, 5, 6A and 7 contact arrangements.
- Compatible with all other XLR brands.

### Options

- Solder Bucket termination
- Vertical PCB contacts
- Zinc Diecast Shell - Satin Nickel Finish
- Zinc Diecast Shell - Black Polyester Finish
- Gold, Silver or Tin Plated Contacts
- Bulk Packaging
- Single Bag packs
- Precision machined contacts
- Cost effective stamped contacts on 3 pole
- Latchless versions (Non-Latching) (Female only)

**Note:** A ground tag is standard on all AC “Z” series connectors. Although the ground tag is intended for RFI shielding applications, Amphenol cannot guarantee its effectiveness in all cases.

The non-conductive Black polyester finish insulates the ground tag from the shell and should not be used in applications requiring ground contact to the shell.

### Ordering Codes

We have listed the more common ordering codes in each section. For further options please refer to the part number breakdown charts. Please contact us if you need any further assistance.

### Simple steps to guide you in using this catalogue

- 1) Identify the product group listed in Contents on Page 1 and go directly to that page number.
- 2) Each product group cover page then details information and options available.
- 3) Refer to the product detail pages and identify the product you require pictorially.
- 4) Read the product description column for the products standard features.
- 5) Use variations column to determine your choice.
- 6) Identify part number.
- 7) In the event the particular option you require is not listed please refer to the part number breakdown page at the end of each section.
- 8) Please contact us directly if you have any further problems.



**Features:**

- Zinc Diecast Shell.
- D size housing can be front or rear mounted using the same panel cutout.
- Solder Bucket connections.
- Vertical PCB mounting (not available in 4 contact female).
- Precision machined or Stamped contacts (3 pin only).
- Leading first mate last break socket contact.
- Positive latch lock system.

**Options:** Stamped contacts (3 contact only), Gold plated contacts, Vertical PCB contacts, Black finish, Non-Latching (Female only), Bulk Pack.

**Part Number Breakdown: Page 31**

**Specifications: Page 32**

**PCB Footprints: Page 33**

**Panel Cutouts: Page 33**




PRODUCT - FIGURE	DRAWING	Dimensions in mm (inches)	DESCRIPTION	VARIATIONS	PART NUMBER
		<p>SOLDER CONTACTS: 2.7 [0.106\"/&gt; </p>	XLR 3 pole male, D Flange, Machined contacts, Nickel Finish	Standard	AC3MMDZ
			XLR 3 pole male, D Flange, Machined contacts, Black Finish	Gold Plated Contacts	AC3MMDZ-AU
		<p>SOLDER CONTACTS: 2.7 [0.106\"/&gt; </p>	XLR 3 pole male, D Flange, Machined contacts, Black Finish	Vertical PCB	AC3MMDZV
			XLR 3 pole male, D Flange, Machined contacts, Black Finish	Bulk Pack	AC3MMDZ BULK
		<p>SOLDER CONTACTS: 2.7 [0.106\"/&gt; </p>	XLR 3 pole male, D Flange, Stamped contacts, Nickel Finish	Standard	AC3MMDZB
			XLR 3 pole male, D Flange, Stamped contacts, Black Finish	Gold Plated Contacts	AC3MMDZB-AU
		<p>SOLDER CONTACTS: 2.7 [0.106\"/&gt; </p>	XLR 3 pole male, D Flange, Stamped contacts, Black Finish	Vertical PCB	AC3MMDZVB
			XLR 3 pole male, D Flange, Stamped contacts, Black Finish	Bulk Pack	AC3MMDZB BULK
		<p>SOLDER CONTACTS: 2.7 [0.106\"/&gt; </p>	XLR 3 pole male, D Flange, Stamped contacts, Nickel Finish	Standard	AC3MDZ
			XLR 3 pole male, D Flange, Stamped contacts, Black Finish	Gold Plated Contacts	AC3MDZ-AU
		<p>SOLDER CONTACTS: 2.7 [0.106\"/&gt; </p>	XLR 3 pole male, D Flange, Stamped contacts, Black Finish	Vertical PCB	AC3MDZV
			XLR 3 pole male, D Flange, Stamped contacts, Black Finish	Bulk Pack	AC3MDZ BULK
		<p>SOLDER CONTACTS: 2.7 [0.106\"/&gt; </p>	XLR 3 pole male, D Flange, Stamped contacts, Black Finish	Standard	AC3MDZB
			XLR 3 pole male, D Flange, Stamped contacts, Black Finish	Gold Plated Contacts	AC3MDZB-AU
		<p>SOLDER CONTACTS: 2.7 [0.106\"/&gt; </p>	XLR 3 pole male, D Flange, Stamped contacts, Black Finish	Vertical PCB	AC3MDZVB
			XLR 3 pole male, D Flange, Stamped contacts, Black Finish	Bulk Pack	AC3MDZB BULK
		<p>SOLDER CONTACTS: 6.5 [0.256\"/&gt; </p>	XLR 3 pole female, D Flange, Stamped contacts, Nickel Finish	Standard	AC3FDZ
			XLR 3 pole female, D Flange, Stamped contacts, Black Finish	Gold Plated Contacts	AC3FDZ-AU
		<p>SOLDER CONTACTS: 6.5 [0.256\"/&gt; </p>	XLR 3 pole female, D Flange, Stamped contacts, Black Finish	Vertical PCB	AC3FDZV
			XLR 3 pole female, D Flange, Stamped contacts, Black Finish	Bulk Pack	AC3FDZ BULK
		<p>SOLDER CONTACTS: 6.5 [0.256\"/&gt; </p>	XLR 3 pole female, D Flange, Stamped contacts, Black Finish	Standard	AC3FDZB
			XLR 3 pole female, D Flange, Stamped contacts, Black Finish	Gold Plated Contacts	AC3FDZB-AU
		<p>SOLDER CONTACTS: 6.5 [0.256\"/&gt; </p>	XLR 3 pole female, D Flange, Stamped contacts, Black Finish	Vertical PCB	AC3FDZVB
			XLR 3 pole female, D Flange, Stamped contacts, Black Finish	Bulk Pack	AC3FDZB BULK

PRODUCT - FIGURE	DRAWING	DESCRIPTION	VARIATIONS	PART NUMBER
		XLR 4 pole male, D Flange, Machined contacts, Nickel Finish	Standard	AC4MDZ
			Gold Plated Contacts	AC4MDZ-AU
		XLR 4 pole male, D Flange, Machined contacts, Black Finish	Vertical PCB	AC4MDZV
			Bulk Pack	AC4MDZ BULK
		XLR 4 pole male, D Flange, Machined contacts, Black Finish	Standard	AC4MDZB
			Gold Plated Contacts	AC4MDZB-AU
		XLR 4 pole male, D Flange, Machined contacts, Black Finish	Vertical PCB	AC4MDZVB
			Bulk Pack	AC4MDZB BULK
		XLR 4 pole female, D Flange, Machined contacts, Nickel Finish	Standard	AC4FDZ
			Gold Plated Contacts	AC4FDZ-AU
		XLR 4 pole female, D Flange, Machined contacts, Black Finish	Vertical PCB	AC4FDZV
			Bulk Pack	AC4FDZ BULK
		XLR 4 pole female, D Flange, Machined contacts, Black Finish	Standard	AC4FDZB
			Gold Plated Contacts	AC4FDZB-AU
		XLR 4 pole female, D Flange, Machined contacts, Black Finish	Vertical PCB	AC4FDZVB
			Bulk Pack	AC4FDZB BULK
		XLR 5 pole male, D Flange, Machined contacts, Nickel Finish	Standard	AC5MDZ
			Gold Plated Contacts	AC5MDZ-AU
		XLR 5 pole male, D Flange, Machined contacts, Black Finish	Vertical PCB	AC5MDZV
			Bulk Pack	AC5MDZ BULK
		XLR 5 pole male, D Flange, Machined contacts, Black Finish	Standard	AC5MDZB
			Gold Plated Contacts	AC5MDZB-AU
		XLR 5 pole male, D Flange, Machined contacts, Black Finish	Vertical PCB	AC5MDZVB
			Bulk Pack	AC5MDZB BULK
		XLR 5 pole female, D Flange, Machined contacts, Nickel Finish	Standard	AC5FDZ
			Gold Plated Contacts	AC5FDZ-AU
		XLR 5 pole female, D Flange, Machined contacts, Black Finish	Vertical PCB	AC5FDZV
			Bulk Pack	AC5FDZ BULK
		XLR 5 pole female, D Flange, Machined contacts, Black Finish	Standard	AC5FDZB
			Gold Plated Contacts	AC5FDZB-AU
		XLR 5 pole female, D Flange, Machined contacts, Black Finish	Vertical PCB	AC5FDZVB
			Bulk Pack	AC5FDZB BULK



PRODUCT - FIGURE	DRAWING	Dimensions in mm (inches)	DESCRIPTION	VARIATIONS	PART NUMBER
			XLR 6A pole male, D Flange, Machined contacts, Nickel Finish	Standard	AC6AMDZ
				Gold Plated Contacts	AC6AMDZ-AU
			XLR 6A pole male, D Flange, Machined contacts, Black Finish	Vertical PCB	AC6AMDZV
				Bulk Pack	AC6AMDZ BULK
			XLR 6A pole male, D Flange, Machined contacts, Black Finish	Standard	AC6AMDZB
				Gold Plated Contacts	AC6AMDZB-AU
			XLR 6A pole male, D Flange, Machined contacts, Black Finish	Vertical PCB	AC6AMDZVB
				Bulk Pack	AC6AMDZB BULK
			XLR 6A pole female, D Flange, Machined contacts, Nickel Finish	Standard	AC6AFDZ
				Gold Plated Contacts	AC6AFDZ-AU
			XLR 6A pole female, D Flange, Machined contacts, Black Finish	Vertical PCB	AC6AFDZV
				Bulk Pack	AC6AFDZ BULK
			XLR 6A pole female, D Flange, Machined contacts, Black Finish	Standard	AC6AFDZB
				Gold Plated Contacts	AC6AFDZB-AU
			XLR 6A pole female, D Flange, Machined contacts, Black Finish	Vertical PCB	AC6AFDZVB
				Bulk Pack	AC6AFDZB BULK
			XLR 7 pole male, D Flange, Gold Plated Machined contacts, Nickel Finish	Standard	AC7MDZ
				Vertical PCB	AC7MDZV
			XLR 7 pole male, D Flange, Gold Plated Machined contacts, Black Finish	Bulk Pack	AC7MDZ BULK
				Standard	AC7MDZB
			XLR 7 pole male, D Flange, Gold Plated Machined contacts, Black Finish	Vertical PCB	AC7MDZVB
				Bulk Pack	AC7MDZB BULK
			XLR 7 pole female, D Flange, Gold Plated Machined contacts, Nickel Finish	Standard	AC7FDZ
				Vertical PCB	AC7FDZV
			XLR 7 pole female, D Flange, Gold Plated Machined contacts, Black Finish	Bulk Pack	AC7FDZ BULK
				Standard	AC7FDZB
			XLR 7 pole female, D Flange, Gold Plated Machined contacts, Black Finish	Vertical PCB	AC7FDZVB
				Bulk Pack	AC7FDZB BULK



**Features:**

- Zinc Diecast shell.
- The P size housing is the original wide flange front mounting XLR connector. PN is the original narrow, front mounting male connector.
- Solder Bucket connections.
- Vertical PCB mounting.
- Precision Machined or Stamped contacts (3 pin only).
- Leading first mate last break socket contact.
- Positive latch lock system.

**Options:** Stamped contacts (3 contact only), Gold plated contacts, Vertical PCB contacts, Black Finish, Non-Latching (Female only), Bulk Pack.

**Part Number Breakdown: Page 31    Specifications: Page 32**  
**PCB Footprints: Page 33    Panel Cutouts: Page 33**

PRODUCT - FIGURE	DRAWING	Dimensions in mm (inches)	DESCRIPTION	VARIATIONS	PART NUMBER
		<p>2.4 [.094\"/&gt; </p>	XLR 3 pole male, Narrow flange, Machined contacts, Nickel Finish	Standard	AC3MMPNZ
			XLR 3 pole male, Narrow flange, Machined contacts, Black Finish	Gold Plated Contacts	AC3MMPNZ-AU
		<p>2.4 [.094\"/&gt; </p>	XLR 3 pole male, Narrow flange, Stamped contacts, Nickel Finish	Vertical PCB	AC3MMPNZV
			XLR 3 pole male, Narrow flange, Stamped contacts, Black Finish	Bulk Pack	AC3MMPNZ BULK
		<p>2.4 [.094\"/&gt; </p>	XLR 3 pole male, Wide flange, Machined contacts, Nickel Finish	Standard	AC3MMP
			XLR 3 pole male, Wide flange, Machined contacts, Black Finish	Gold Plated Contacts	AC3MMP-AU
		<p>2.4 [.094\"/&gt; </p>	XLR 3 pole male, Narrow flange, Stamped contacts, Black Finish	Vertical PCB	AC3MMPV
			XLR 3 pole male, Narrow flange, Stamped contacts, Black Finish	Bulk Pack	AC3MMP BULK
		<p>2.4 [.094\"/&gt; </p>	XLR 3 pole male, Wide flange, Machined contacts, Nickel Finish	Standard	AC3MMPB
			XLR 3 pole male, Wide flange, Machined contacts, Black Finish	Gold Plated Contacts	AC3MMPB-AU
		<p>2.4 [.094\"/&gt; </p>	XLR 3 pole male, Narrow flange, Stamped contacts, Black Finish	Vertical PCB	AC3MMPVB
			XLR 3 pole male, Narrow flange, Stamped contacts, Black Finish	Bulk Pack	AC3MMPB BULK







PRODUCT - FIGURE	DRAWING	DESCRIPTION	VARIATIONS	PART NUMBER
		XLR 3 pole male, Wide flange, Stamped contacts, Nickel Finish	Standard	AC3MP
		XLR 3 pole male, Wide flange, Stamped contacts, Black Finish	Gold Plated Contacts	AC3MP-AU
		XLR 3 pole female, Wide flange, Stamped contacts, Nickel Finish	Standard	AC3FPZ
		XLR 3 pole female, Wide flange, Stamped contacts, Black Finish	Gold Plated Contacts	AC3FPZ-AU
		XLR 4 pole male, Narrow flange, Machined contacts, Nickel Finish	Standard	AC4MPNZ
		XLR 4 pole male, Narrow flange, Machined contacts, Black Finish	Gold Plated Contacts	AC4MPNZ-AU
		XLR 4 pole male, Wide flange, Machined contacts, Nickel Finish	Standard	AC4MP
		XLR 4 pole male, Wide flange, Machined contacts, Black Finish	Gold Plated Contacts	AC4MP-AU

PRODUCT - FIGURE	DRAWING	Dimensions in mm (inches)	DESCRIPTION	VARIATIONS	PART NUMBER
			XLR 4 pole female, Wide flange, Machined contacts, Nickel Finish	Standard	AC4FPZ
				Gold Plated Contacts	AC4FPZ- AU
			XLR 4 pole female, Wide flange, Machined contacts, Black Finish	Vertical PCB	AC4FPZV
				Bulk Pack	AC4FPZ BULK
			XLR 4 pole female, Wide flange, Machined contacts, Black Finish	Standard	AC4FPZB
				Gold Plated Contacts	AC4FPZB- AU
			XLR 4 pole female, Wide flange, Machined contacts, Black Finish	Vertical PCB	AC4FPZVB
				Bulk Pack	AC4FPZB BULK
			XLR 5 pole male, Narrow flange, Machined contacts, Nickel Finish	Standard	AC5MPNZ
				Gold Plated Contacts	AC5MPNZ- AU
			XLR 5 pole male, Narrow flange, Machined contacts, Black Finish	Vertical PCB	AC5MPNZV
				Bulk Pack	AC5MPNZ BULK
			XLR 5 pole male, Narrow flange, Machined contacts, Black Finish	Standard	AC5MPNZB
				Gold Plated Contacts	AC5MPNZB- AU
			XLR 5 pole male, Narrow flange, Machined contacts, Black Finish	Vertical PCB	AC5MPNZVB
				Bulk Pack	AC5MPNZB BULK
			XLR 5 pole male, Wide flange, Machined contacts, Nickel Finish	Standard	AC5MP
				Gold Plated Contacts	AC5MP- AU
			XLR 5 pole male, Wide flange, Machined contacts, Black Finish	Vertical PCB	AC5MPV
				Bulk Pack	AC5MP BULK
			XLR 5 pole male, Wide flange, Machined contacts, Black Finish	Standard	AC5MPB
				Gold Plated Contacts	AC5MPB- AU
			XLR 5 pole male, Wide flange, Machined contacts, Black Finish	Vertical PCB	AC5MPVB
				Bulk Pack	AC5MPB BULK
			XLR 5 pole female, Wide flange, Machined contacts, Nickel Finish	Standard	AC5FPZ
				Gold Plated Contacts	AC5FPZ- AU
			XLR 5 pole female, Wide flange, Machined contacts, Black Finish	Vertical PCB	AC5FPZV
				Bulk Pack	AC5FPZ BULK
			XLR 5 pole female, Wide flange, Machined contacts, Black Finish	Standard	AC5FPZB
				Gold Plated Contacts	AC5FPZB- AU
			XLR 5 pole female, Wide flange, Machined contacts, Black Finish	Vertical PCB	AC5FPZVB
				Bulk Pack	AC5FPZB BULK



PRODUCT - FIGURE	DRAWING	Dimensions in mm (inches)	DESCRIPTION	VARIATIONS	PART NUMBER
		<p>2.4 [.094"]</p> <p>25.5 [1.006"]</p> <p>27.0 [1.063"]</p> <p>36.8 [1.449"]</p> <p>22.2 [.874"]</p> <p>SOLDER CONTACTS</p> <p>PCB CONTACTS</p>	XLR 6A pole male, Narrow flange, Machined contacts, Nickel Finish	Standard	AC6AMPNZ
			Gold Plated Contacts	AC6AMPNZ- AU	
		<p>2.4 [.094"]</p> <p>25.5 [1.006"]</p> <p>27.0 [1.063"]</p> <p>36.8 [1.449"]</p> <p>22.2 [.874"]</p> <p>SOLDER CONTACTS</p> <p>PCB CONTACTS</p>	XLR 6A pole male, Narrow flange, Machined contacts, Black Finish	Standard	AC6AMPNZB
			Gold Plated Contacts	AC6AMPNZB- AU	
		<p>2.4 [.094"]</p> <p>25.0 [0.982"]</p> <p>27.2 [1.070"]</p> <p>36.7 [1.445"]</p> <p>26.4 [1.039"]</p> <p>16.7 [.656"]</p> <p>SOLDER CONTACTS</p> <p>PCB CONTACTS</p>	XLR 6A pole male, Wide flange, Machined contacts, Nickel Finish	Standard	AC6AMP
			Gold Plated Contacts	AC6AMP- AU	
		<p>2.4 [.094"]</p> <p>25.0 [0.982"]</p> <p>27.2 [1.070"]</p> <p>36.7 [1.445"]</p> <p>26.4 [1.039"]</p> <p>16.7 [.656"]</p> <p>SOLDER CONTACTS</p> <p>PCB CONTACTS</p>	XLR 6A pole male, Wide flange, Machined contacts, Black Finish	Standard	AC6AMPB
			Gold Plated Contacts	AC6AMPB- AU	
		<p>3.5 [1.38"]</p> <p>2.5 [.098"]</p> <p>27.2 [1.071"]</p> <p>36.8 [1.449"]</p> <p>26.2 [1.031"]</p> <p>16.7 [.656"]</p> <p>SOLDER CONTACTS</p> <p>PCB CONTACTS</p>	XLR 6A pole female, Wide flange, Machined contacts, Nickel Finish	Standard	AC6AFPZ
			Gold Plated Contacts	AC6AFPZ- AU	
		<p>3.5 [1.38"]</p> <p>2.5 [.098"]</p> <p>27.2 [1.071"]</p> <p>36.8 [1.449"]</p> <p>26.2 [1.031"]</p> <p>16.7 [.656"]</p> <p>SOLDER CONTACTS</p> <p>PCB CONTACTS</p>	XLR 6A pole female, Wide flange, Machined contacts, Black Finish,	Standard	AC6AFPZB
			Gold Plated Contacts	AC6AFPZB- AU	
		<p>2.4 [.094"]</p> <p>25.5 [1.006"]</p> <p>27.0 [1.063"]</p> <p>36.8 [1.449"]</p> <p>22.2 [.874"]</p> <p>SOLDER CONTACTS</p> <p>PCB CONTACTS</p>	XLR 7 pole male, Narrow flange, Gold Plated Machined contacts, Nickel Finish	Standard	AC7MPNZ
			Vertical PCB	AC7MPNZV	
		<p>2.4 [.094"]</p> <p>25.5 [1.006"]</p> <p>27.0 [1.063"]</p> <p>36.8 [1.449"]</p> <p>22.2 [.874"]</p> <p>SOLDER CONTACTS</p> <p>PCB CONTACTS</p>	XLR 7 pole male, Narrow flange, Gold Plated Machined contacts, Black Finish	Standard	AC7MPNZB
			Vertical PCB	AC7MPNZVB	
				Bulk Pack	AC7MPNZ BULK
				Bulk Pack	AC7MPNZB BULK




PRODUCT - FIGURE	DRAWING	DESCRIPTION	VARIATIONS	PART NUMBER
		XLR 7 pole male, Wide flange, Gold Plated Machined contacts, Nickel Finish	Standard	AC7MP
			Vertical PCB	AC7MPV
			Bulk Pack	AC7MP BULK
		XLR 7 pole male, Wide flange, Gold Plated Machined contacts, Black Finish	Standard	AC7MPB
			Vertical PCB	AC7MPVB
			Bulk Pack	AC7MPB BULK
		XLR 7 pole female, Wide flange, Gold Plated Machined contacts, Nickel Finish	Standard	AC7FPZ
			Vertical PCB	AC7FPZV
			Bulk Pack	AC7FPZ BULK
		XLR 7 pole female, Wide flange, Gold Plated Machined contacts, Black Finish	Standard	AC7FPZB
			Vertical PCB	AC7FPZVB
			Bulk Pack	AC7FPZB BULK

## PART NUMBER BREAKDOWN

### METAL TYPE FLANGE

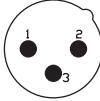
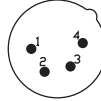
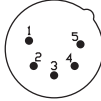
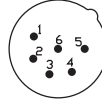
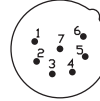
E. G. **AC3MMPNZVB-AU BULK**  
**AC** (Series Prefix), **3** contacts, **Male**, **M** Machined Contacts, **PN** (Narrow Flange),  
**Z** (Metal Chassis Series), **V** Vertical Printed Circuit Board, **B** Black Polyester Finish,  
**AU** (Gold Plated Contacts), **BULK** Packaged.

<b>SERIES PREFIX</b>	AC	=	Series Prefix
<b>CONTACT LAYOUTS</b>	3	=	3 Contacts
	4	=	4 Contacts
	5	=	5 Contacts
	6A	=	6 Contacts
	7	=	7 Contacts
<b>GENDER</b>	F	=	Female Socket Contacts
	M	=	Male Pin Contacts
<b>MACHINED CONTACTS</b>	Blank	=	Stamped Contacts
	M	=	Machined Contacts (Applicable 3 male pin contacts only)
NOTE: 4 - 7 contact connectors have machined contacts as standard. They are not available in stamped contacts.			
<b>SHELL STYLE</b>	D	=	Small Flange (front or rear mounting)
	P	=	Large Shell with wide flange
	PN	=	Large Shell with Narrow Flange (male only)
<b>SHELL SERIES</b>	Blank	=	Male P Shell Style only
	Z	=	Metal Chassis Series
<b>TERMINATION</b>	Blank	=	Solder Buckets
	V	=	Vertical Printed Circuit Board
<b>SHELL FINISH</b>	Blank	=	Nickel Plated Finish
	B	=	Black Polyester Finish
<b>CONTACT PLATING</b>	Blank	=	Standard Plating ( Silver or Tin - Refer to Standard Data.)
	AU	=	Gold Plated
NOTE: 7 Contact is gold plated as standard.			
<b>PACKAGING</b>	Blank	=	Individual Bags
	BULK	=	Bulk Packed



**Note:** Non-Latching Versions (Female) available - Please contact us for part number options.

## STANDARD DATA AC SERIES CHASSIS - METAL "Z"

		VALUE				
<b>GENERAL CHARACTERISTICS</b>	Number of contacts	3	4	5	6A	7
	Contact Arrangement (Front view of pin inserts)					
	Termination	Solder Bucket / Printed Circuit Board (PCB)				
	Max. Wire Gauge - Stranded wire:					
	Solder	14AWG	16AWG	18AWG	18AWG	20AWG
	Printed Circuit Board - PCB	N/A	N/A	N/A	N/A	N/A
Flammability rating of plastics	UL94V-0					
Environmental	Complies with RoHS Directive 2002/95/EC					
<b>ELECTRICAL CHARACTERISTICS</b>	Service Voltage RMS	133V <sup>1)</sup>				
	Test Voltage AC RMS	1400V				
	Current carrying capacity:					
	Solder	15A	10A	7.5A	7.5A	5A
	Printed Circuit Board (PCB)	15A	10A	7.5A	7.5A	5A
	Typical Contact Resistance	≤3mΩ				
Insulation Resistance	≥1000MΩ					
<b>CLIMATIC CHARACTERISTICS</b>	Protection Class	IP40				
	Operating Temperature	-25°C to +75°C (-13°F to +167°F)				
<b>MECHANICAL CHARACTERISTICS</b>	Weight - Metal <sup>2)</sup>	31g (0.068lb)	32g (0.070lb)	33g (0.072lb)	33g (0.072lb)	33g (0.072lb)
	Mechanical Operations	1000 mating cycles				
<b>MATERIALS</b>	Connector Shell	Diecast Zinc Alloy				
	Shell Finish	Satin Nickel or Black Polyester				
	Insulators	UL94V-0 PBT Resin or Modified PPE Resin				
	Male Contact					
	Stamped Solder and PCB-(Material/Plating)	Phosphor Bronze / Silver or Gold (optional)				
	Machined Solder-(Material/Plating)	Brass / Silver or Gold (optional)				
	Female Contact					
Stamped Solder and PCB-(Material/Plating)	Phosphor Bronze / Tin or Gold (optional)					
Machined Solder-(Material/Plating)	Brass / Silver or Gold (Optional)					

Rev 2 - 09/2005

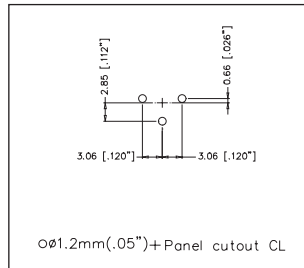
<sup>1)</sup> Not suitable for domestic applications above 50V

<sup>2)</sup> Approximate weight only, does not include packaging. Please contact us for exact weight for shipping purposes.

## AC SERIES CHASSIS METAL "Z"

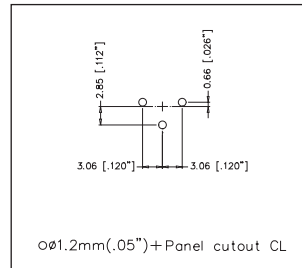
### PCB FOOTPRINTS STRAIGHT (V)

#### CONNECTOR SIDE OF PCB



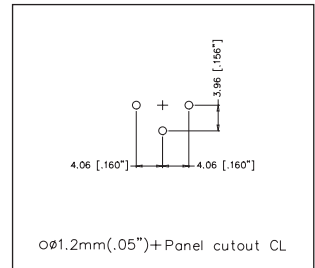
Ø1.2mm(.05") + Panel cutout CL

**AC3F\*ZV**



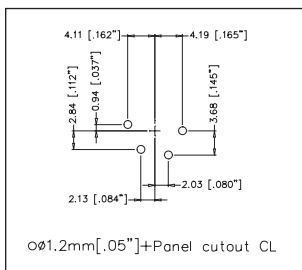
Ø1.2mm(.05") + Panel cutout CL

**AC3M\*ZV**



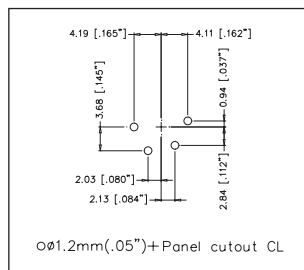
Ø1.2mm(.05") + Panel cutout CL

**AC3MM\*ZV**



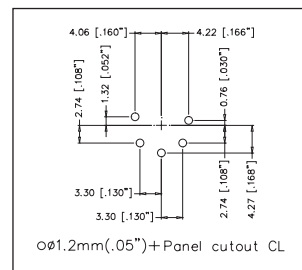
Ø1.2mm(.05") + Panel cutout CL

**AC4F\*ZV**



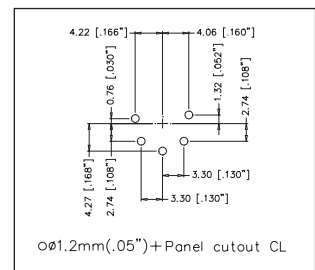
Ø1.2mm(.05") + Panel cutout CL

**AC4M\*ZV**



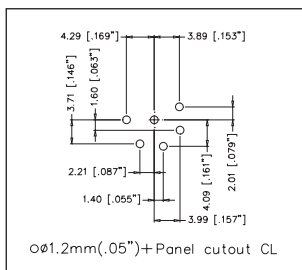
Ø1.2mm(.05") + Panel cutout CL

**AC5F\*ZV**



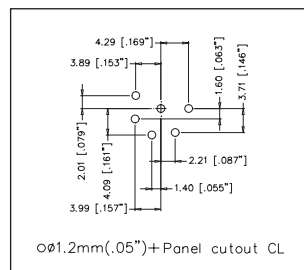
Ø1.2mm(.05") + Panel cutout CL

**AC5M\*ZV**



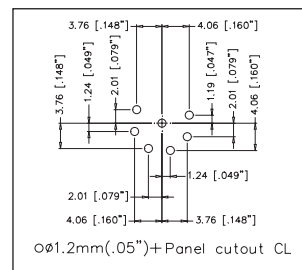
Ø1.2mm(.05") + Panel cutout CL

**AC6AF\*ZV**



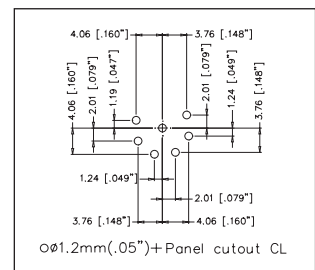
Ø1.2mm(.05") + Panel cutout CL

**AC6AM\*ZV**



Ø1.2mm(.05") + Panel cutout CL

**AC7F\*ZV**

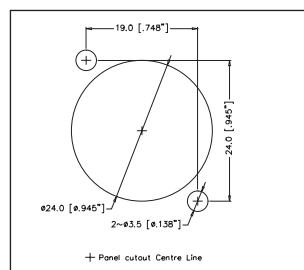


Ø1.2mm(.05") + Panel cutout CL

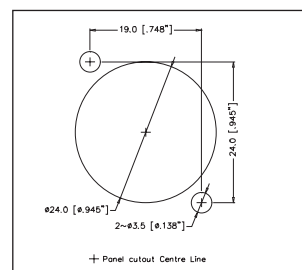
**AC7M\*ZV**

### PANEL CUTOUT DIMENSIONS

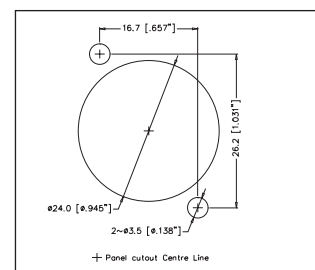
#### FRONT VIEW



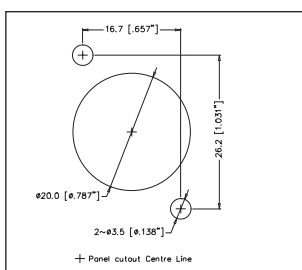
**AC\*FDZ**



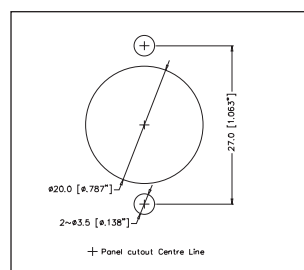
**AC\*MDZ**



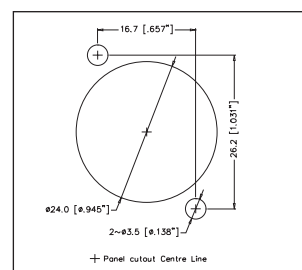
**AC\*FPZ**



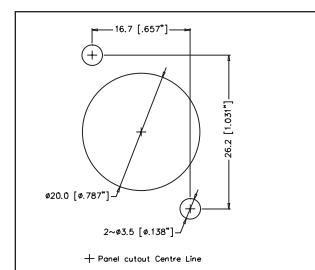
**AC\*MP**



**AC\*MPNZ**



**AC-PDN-31-XXX**



**AC-PDN-34-XXX**

