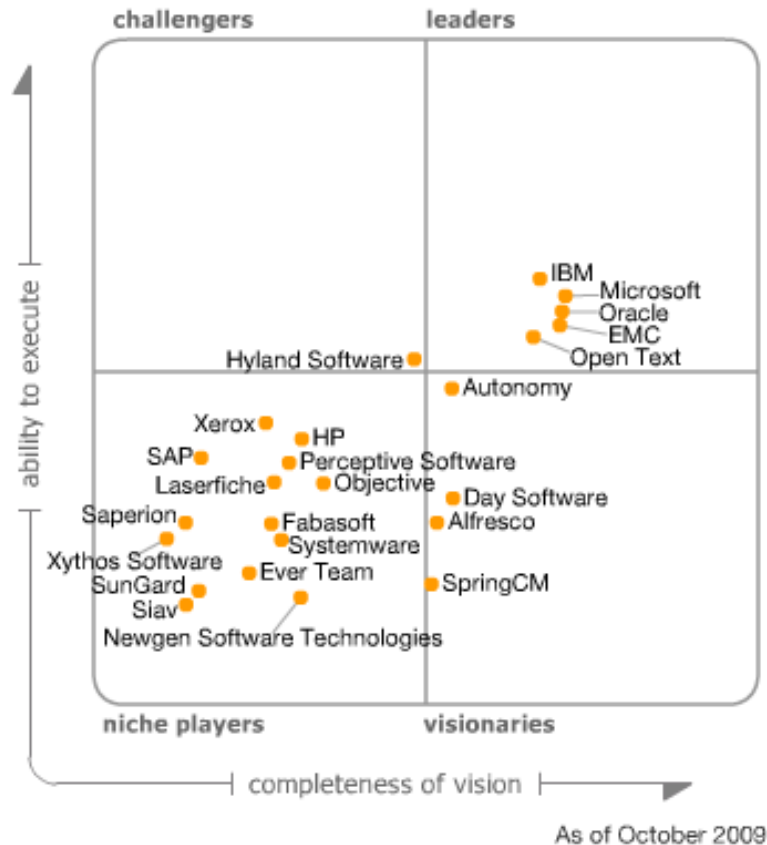


# XtraShare for SharePoint

SharePoint Extranets for the Masses

# Microsoft SharePoint Server

## *State of the Union*



Source: Gartner Magic Quadrant  
Enterprise Content Management

80% of businesses will be using SharePoint this year {2010} – Gartner

[Source: Article](#)

SharePoint surpassed sales of **1 billion dollars** and **100 million users in 2008**. It is the fastest growing server product in the history of the company according to Microsoft.

[Source: Bill Gates Press Release](#)

IDC survey of 300 users found **61 percent were deploying SharePoint enterprise-wide**, and that 28 percent of those using SharePoint in departments now are expected to expand usage to the enterprise within the next 12 months

[Source: CIO Magazine](#)

# The SharePoint Potential

## *A multi-purpose ECM platform*

- A Portal and Collaboration Platform with phenomenal Success in the Enterprise World
  - 100M+ users
  - 1B\$ revenue
  - Originally designed to work in the Intranet, but...
- Usage growing in external-facing scenarios
  - +1,600 referenced internet sites <http://www.wssdemo.com/Pages/websites.aspx>
  - SharePoint 2010 for Internet Sites

# Addressing Evolving Business Needs

## *Enabling the Fluid Organization*

- Collaboration Boundaries defined by Business Needs, not Technology Limitations
  - Virtual Communities
  - From Suppliers to Customers through Partners and Contractors
- Collaboration drives Competitive Advantage
  - Deliver Productivity Edge by scaling initiatives
  - Reduce Time to Decision
  - Improve Business to Business Intimacy
- Acknowledge Key Consumer Trends
  - Adapt to the Social Networking Paradigm
  - Information Finds You
  - Information Access based on User Profiling

# Overcoming Technical Obstacles

## *Key SharePoint Extranet Deployment Challenges*

- No FBA OOTB solution
  - Open source initiatives only solve part of the problem
  - Additional development efforts often required
- Significant technical expertise necessary to deploy SharePoint “beyond the firewall”
  - Steve Peshka on MS [SharePoint blog](#): “Admittedly, there are many steps involved in configuring multiple authentication providers for SharePoint”
  - Manual steps increase deployment risks and maintainability
  - Cost prohibitive for small/mid-size businesses (consulting services, etc...)
- User management outside of SharePoint
  - Difficulty to delegate user management

Many organizations just choose not to deploy  
SharePoint Extranets

# Identifying Extranet Requirements

- Active Directory/ADAM default integration makes it difficult to:
  - Open SharePoint to the « outside world »
  - Send email notifications (e.g. credentials) to users
  - Allow password reminder and reset
  - Allow users to self-register
  - Delegate user management to external users
  - Implement multi-tenancy
- Technical issues with an alternative authentication store
  - Custom development of ASP.NET providers
  - Complex modifications of web.config files
  - Custom development of the user management interface

# What is XtraShare for SharePoint?

A Fully Packaged,  
Tightly Integrated,  
New Generation  
Extranet Enablement Solution  
for SharePoint

# A Fully Packaged Solution

## *Key Automation Benefits*

- Delivering on the Promise
  - Technical expertise is no longer needed
  - User friendly for the broader IT population
- Full Automation
  - Creation of the user store (SQL Server)
  - Security access configuration to user store from SharePoint
  - Complex modifications of configuration files
  - Authentication providers configuration
  - AJAX Enablement
  - Web Parts deployment
  - Login Web Part instantiation on home page



# A Tightly Integrated Solution

## *Key Architectural Features*

- Fully built on .NET and SharePoint features
- Management site integrated in SharePoint Central Administration
  - Configuration, FBA activation, user/group management
- Site template for delegated user management
- Web Parts for login, self-registration, password modification, password reminder

# Opening the Door to New Usages

## *Scenarios made possible by XtraShare*

- Customer and Partner Extranet Sites
  - Credential Notifications (Email Templates)
  - Easy User-to-Group Assignment (Drag'n'Drop TreeView)
  - Mass import/update of users (Excel Integration)
- Anonymous Internet Sites
  - Extensible Self-Registration w/ Captcha
  - Default Group Assignment
  - Password Change/Password Reminder
- Social Networking/Community Sites
  - Delegated Administration
  - Multi-Tenancy

# Technical Background

- XtraShare Administration Site available in the SharePoint Central Administration
  - Automatically provisioned at installation time
  - Powered with ASP.NET AJAX 3.5
- SQL Server 2008 database as user store
  - Associated .NET Object Model
  - Created from the XtraShare Administration UI (no scripting involved)
- 6 fully customizable end-user Web Parts
  - Login
  - Password Reset
  - Password Reminder
  - Self-registration
  - Profile Management
  - Site Collections Viewer

# Administration features (1)

- Automated activation/de-activation of Forms-Based Authentication on a specific web application/zone (with or without anonymous access)

## Select a web application

Select a web application on which to enable or disable XtraShare

Web Application:

## Select a zone

Select a zone in the selected web application. **Only the selected zone will use the XtraShare Forms-Based Authentication. The other zones will use the standard Windows authentication.**

Select a zone in the selected web application:

## Configure XtraShare Forms-based Authentication

Activates or de-activates the XtraShare membership and role providers for the selected web application/zone. Selecting 'Off' reverts to the default Windows authentication.

XtraShare authentication is:

☐ On

☒ Off

## Enable anonymous authentication

Set if anonymous access is allowed on the root site of the web application. If 'On' is selected, all users will land on the root site default page as anonymous users.

Anonymous access is:

☐ On

☒ Off

## Select the default group

The default group will be assigned to all users who self-register from this web application.

Default group:

Ok

Cancel

# Administration features (2)

- Delegated administration is managed through the concept of “organization”
  - Each group belongs to a single organization
  - Once created, a group (and its users) cannot be moved to another organization to enforce the existence of separate subsets of groups and users

The screenshot displays the Microsoft SharePoint 2010 XtraShare Organization Management interface. The top navigation bar includes the Microsoft logo, 'SharePoint 2010 XtraShare', and the 'Organization Management' breadcrumb. Below this, a secondary navigation bar features 'Users and Groups Management' (selected), 'Deployment', and 'License Management'. On the left, a 'Central Administration' sidebar lists 'Recycle Bin' and 'All Site Content'. The main content area is divided into two sections: 'List of organizations' and 'Organization Details'. The 'List of organizations' section shows a table with a 'Name' header and three entries: 'Default Organization', 'Contoso', and 'AdventureWorks'. The 'Organization Details' section shows a 'Name' field with the value 'New Customer Organization' and status icons (a green checkmark and a red prohibition sign).

Microsoft  
SharePoint 2010 XtraShare Organization Management

Users and Groups Management Deployment License Management

Central Administration

Recycle Bin  
All Site Content

**List of organizations**

| Name                 |
|----------------------|
| Default Organization |
| Contoso              |
| AdventureWorks       |

**Organization Details**

Name: New Customer Organization

# Administration features (3)

- User management through AJAX connected webparts

Microsoft SharePoint 2010 XtraShare > Users Management

Users and Groups Management Deployment License Management

Central Administration

Recycle Bin All Site Content

Instant search:

### List of users

| Login   | Email                    | First name | Last name | Locked out | Enabled | D.A. |
|---------|--------------------------|------------|-----------|------------|---------|------|
| Admin   | admin@company.com        | Admin      | Admin     |            | ●       |      |
| john    | john@adventureworks.com  | John       | Doe       |            | ●       |      |
| franck  | admin@adventureworks.com | Franck     | Geary     |            | ●       |      |
| bob     | bob@contoso.com          | Bob        | Woodward  |            | ●       |      |
| giselle | giselle@contoso.com      | Giselle    | Bundchen  |            | ●       |      |
| mary    | mary@adventureworks.com  | Mary       | Blige     |            | ●       |      |
| ron     | ron@contoso.com          | Ron        | Scotts    |            | ●       |      |

### User Details

Login: ron

Email: ron@contoso.com

Enabled: ☒

First Name: Ron

Last Name: Scotts

Locked out: ☐

Delegated admin: ☒

Last connection: 1/1/0001 12:00:00 AM

Assigned groups

Contoso Administrators

### User Profile

First Name: Ron

Last Name: Scotts

Email: ron@contoso.com

City: NA

Country: ☐ Canada ☐ India ☐ United Kingdom ☐ USA

# Administration features (4)

- Standard CRUD Functionality (Create/Read/Update/Delete)
- Password Reset
- Login/Password mail notification
- HTML email templates
- Enabled/Disabled State, Lock out (after 3 unsuccessful logins)

Microsoft SharePoint 2010 XtraShare » Users Management

Users and Groups Management ▾ Deployment ▾ License Management ▾

Central Administration

Recycle Bin  
All Site Content

Instant search:

**List of users**



| Login   | Email                    | First name | Last name | Locked out | Enabled | D.A. |
|---------|--------------------------|------------|-----------|------------|---------|------|
| Admin   | admin@company.com        | Admin      | Admin     |            |         |      |
| john    | john@adventureworks.com  | John       | Doe       |            |         |      |
| franck  | admin@adventureworks.com | Franck     | Geary     |            |         |      |
| bob     | bob@contoso.com          | Bob        | Woodward  |            |         |      |
| giselle | giselle@contoso.com      | Giselle    | Bundchen  |            |         |      |
| mary    | mary@adventureworks.com  | Mary       | Blige     |            |         |      |
| ron     | ron@contoso.com          | Ron        | Scotts    |            |         |      |

Select  
Edit  
Delete  
Reset Password  
Send account information

rl.soft  
www.rl-soft.com

# Administration features (5)



- Dynamic AJAX Search for users and groups
- Ability to filter users by group



### List of groups

Instant search:




| Name                                   | Description | Organization |
|----------------------------------------|-------------|--------------|
| <a href="#">Contoso Administrators</a> |             | Contoso      |
| <a href="#">Contoso Users</a>          |             | Contoso      |



### Users in selected group

Instant search:

No group is selected or the group is empty.


|                         |                                     |         |          |                                                                                       |                                                                                       |
|-------------------------|-------------------------------------|---------|----------|---------------------------------------------------------------------------------------|---------------------------------------------------------------------------------------|
| <a href="#">bob</a>     | <a href="#">bob@contoso.com</a>     | Bob     | Woodward |  |  |
| <a href="#">giselle</a> | <a href="#">giselle@contoso.com</a> | Giselle | Bundchen |  |                                                                                       |

No group is selected or the group is empty.








# Administration features (6)

- Extensibility of the default user entity through custom properties
  - Modifications may add additional fields to the self-registration webpart depending on each property's configuration




List of profile properties

| Name    | Type        | Section  | Visible                                                                           | Mandatory                                                                         |
|---------|-------------|----------|-----------------------------------------------------------------------------------|-----------------------------------------------------------------------------------|
| City    | String      | Location |  |  |
| Country | MultiValued | Location |  |  |




Profile property details



List of profile properties sections

| Name     |
|----------|
| Profile  |
| Location |



Name:Country

Type:MultiValued

Visible by the user:☒

Mandatory:☒

Section:Location

Values (separated by ';'):Canada;India;United Kingdom;USA

Type:MultiValued

Int

String

Bool

MonoValued

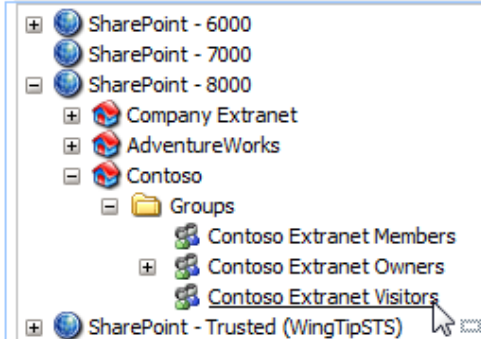
MultiValued

Double

# SharePoint Rights Manager

- User or group assignment to a SharePoint group through a simple “drag and drop” operation

## SharePoint Rights Manager TreeView



## List of users

Instant search:

| Login   | Email                    | First name | Last name | Locked out | Enabled | D.A. |
|---------|--------------------------|------------|-----------|------------|---------|------|
| Admin   | admin@company.com        | Admin      | Admin     |            |         |      |
| john    | john@adventureworks.com  | John       | Doe       |            |         |      |
| franck  | admin@adventureworks.com | Franck     | Geary     |            |         |      |
| bob     | bob@contoso.com          | Bob        | Woodward  |            |         |      |
| giselle | giselle@contoso.com      | Giselle    | Bundchen  |            |         |      |
| mary    | mary@adventureworks.com  | Mary       | Blige     |            |         |      |
| ron     | ron@contoso.com          | Ron        | Scotts    |            |         |      |

## List of groups

Instant search:

| Name                   | Description | Organization         |
|------------------------|-------------|----------------------|
| Administrators         |             | Default Organization |
| Default Group          |             | Default Organization |
| Contoso Administrators |             | Contoso              |
| Contoso Users          |             | Contoso              |
| AdventureWorks Admins  |             | AdventureWorks       |
| AdventureWorks Users   |             | AdventureWorks       |

# Delegated administration (1)

- Specific site definition for delegated administrators
- Access to a reduced set of functionality
  - User and group management only
  - Access to this site is granted using standard SharePoint Permissions (read access is sufficient)

The screenshot displays the SharePoint 'Create' interface. On the left, the 'Browse From:' section shows 'Installed Items' with 'Office.com' and 'Filter By:' with 'All Types'. The 'XtraShare' category is selected. The main area shows a search for 'XtraShare Management Site' with a result card for 'XtraShare Management Site'. On the right, a search for 'XtraShare Management Site for delegated administrators' shows a result card for 'XtraShare Management Site for delegated administrators'. Below this, the 'Delegated Administration' site template is shown, with the description 'Use this site to manage your users in your organization'. The 'XtraShare Management' section lists 'Groups Management' and 'Users Management'.

# Delegated administration (2)

- Multi-tenancy functionality: delegated admins can only manage users and groups in their own organization

The screenshot displays the 'Delegated Administration > Groups Management' interface. It features a search bar at the top right and a left sidebar with 'All Site Content'. The main area is divided into four sections: 'List of groups', 'Group Details', 'Users in selected group', and 'User Details'.

**List of groups**

Instant search:

| Name                                  | Description | Organization   |
|---------------------------------------|-------------|----------------|
| <a href="#">AdventureWorks Admins</a> |             | AdventureWorks |
| <a href="#">AdventureWorks Users</a>  |             | AdventureWorks |

**Group Details**

Name: AdventureWorks Users  
Description: AdventureWorks  
Organization: AdventureWorks

**Users in selected group**

Instant search:

| Login                  | Email                    | First name | Last name | Enabled                             | D.A.                                |
|------------------------|--------------------------|------------|-----------|-------------------------------------|-------------------------------------|
| <a href="#">john</a>   | john@adventureworks.com  | John       | Doe       | <input checked="" type="checkbox"/> | <input type="checkbox"/>            |
| <a href="#">franck</a> | admin@adventureworks.com | Franck     | Geary     | <input checked="" type="checkbox"/> | <input checked="" type="checkbox"/> |

**User Details**

Login:   
Email:   
Enabled: ☒  
First Name:   
Last Name:   
Locked out: ☐  
Delegated admin: ☐

**Available groups**

AdventureWorks Admins

**Assigned groups**

AdventureWorks Users

Navigation arrows (green right and left arrows) are shown between the Available groups and Assigned groups boxes.

# End-user features (1)

- Login Web Part
  - Optional links to self-registration page and password reminder page
  - Automatically added to the default page of the root site collection if anonymous access is enabled in XtraShare Central Administration

User Name:


Password:

[Login](#)

[Log on with Windows credentials](#)

[Subscribe](#)

[Have you forgotten your password?](#)

Login Control 

Self-registration page URL

Password recovery page URL

Redirect URL

Password update page URL

☒ Displays Windows Sign In Link

# End-user features (2)

- Self-registration Web Part
  - Anti-spam CAPTCHA functionality
  - Optional Account Activation by Email
  - Additional, configurable properties (linked to [user profile properties](#))

Sign Up for Your New Account

Username:

Password:

Confirm Password:

E-mail:

First name:

Last name:

City:

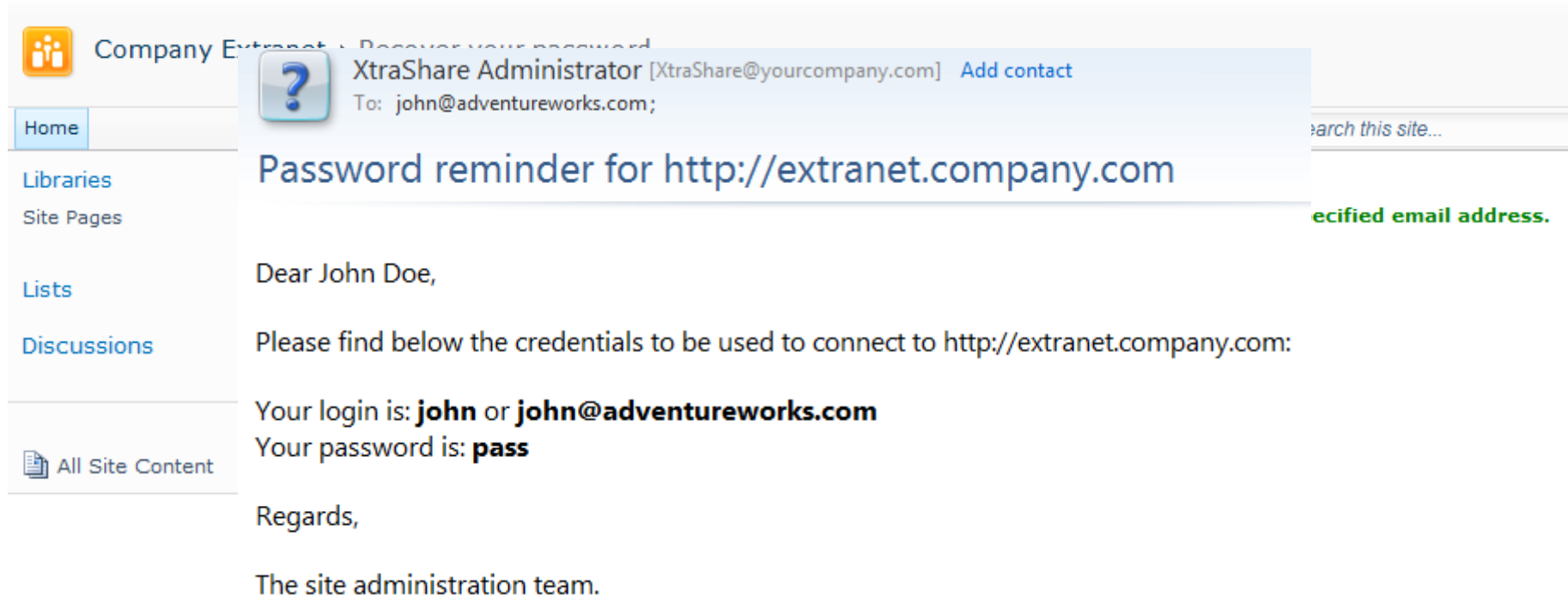
Country: ☐ Canada  
☐ India  
☐ United Kingdom  
☐ USA

Please type the text below:

**X4N PX**

# End-user features (3)

- Password Reminder Web Part



Company Extranet - Recover your password

Home Libraries Site Pages Lists Discussions All Site Content

XtraShare Administrator [XtraShare@yourcompany.com] Add contact  
To: john@adventureworks.com;

Search this site...

Password reminder for <http://extranet.company.com>

Dear John Doe,

Please find below the credentials to be used to connect to <http://extranet.company.com>:

Your login is: **john** or **john@adventureworks.com**  
Your password is: **pass**

Regards,

The site administration team.

pecified email address.

# End-user features (4)

- Profile Management Web Part

The screenshot displays the 'Profile Management Web Part' interface. At the top, there is a header bar with a logo and the text 'Company Extranet > Manage my profile'. Below this is a navigation bar with a 'Home' button. The main content area shows a user profile for 'John Doe' with the email 'john@adventureworks.com'. The profile is displayed in a compact view with 'Edit' and 'Update Cancel' buttons. A larger, expanded view of the profile is shown below, featuring input fields for 'Email', 'First Name', 'Last Name', 'Location', 'City', and 'Country'. The 'Country' field is a dropdown menu with options: Canada, India, United Kingdom, and USA. The 'City' field is a text input with 'NA' entered. The 'Location' field is a text input with 'john@adventureworks.com' entered. The 'First Name' field is a text input with 'John' entered. The 'Last Name' field is a text input with 'Doe' entered. The 'Email' field is a text input with 'john@adventureworks.com' entered.

Company Extranet > Manage my profile

Home

Edit |

Email: john@adventureworks.com  
First Name: John  
Last Name: Doe  
**Location**  
City: NA  
Country: ☐ Canada ☐ India ☐ United Kingdom ☐ USA

Update Cancel |

Email: john@adventureworks.com  
First Name: John  
Last Name: Doe  
**Location**  
City: NA  
Country: ☐ Canada ☐ India ☐ United Kingdom ☐ USA



Thank you for your attention!

Download and evaluate XtraShare at  
<http://www.rl-soft.com>

Contact us at  
[info@rl-soft.com](mailto:info@rl-soft.com)  
or by phone at +1 661 3RL-SOFT (+1 661-375-7638)