



















































Miami-Dade County Real Estate Sales 2011

Property	Unit	List Price	Sold Price	Sold \$/ s.f.	Bd/Bth	Interior Space	Closed Date
13 Star Island Dr		\$32,000,000	\$25,500,000	\$1,699	8/8/2002	15008 (1,394.3)	4/28/2011
Setai	PH-A	\$27,000,000	\$21,500,000	\$3,463	3/2/2001	6209 (576.8)	12/8/2011
1736 W 28 St		\$25,000,000	\$19,800,000	\$1,739	7/7/2001	11388 (1,058.0)	7/19/2011
4580 N Bay Rd		\$18,475,000	\$15,000,000	\$1,138	8/9/2003	13186 (1,225.0)	9/26/2011
94 Palm Av		\$16,000,000	\$14,200,000	\$1,008	8/8/2001	14083 (1,308.4)	7/26/2011
6915 Valencia Dr		\$16,900,000	\$13,500,000	\$1,467	6/8/2001	9200 (854.7)	11/1/2011
3500 Curtis Ln		\$16,900,000	\$13,419,495	\$1,220	7/8/2000	11000 (1,021.9)	4/5/2011
15 Star Island Dr		\$10,500,000	\$12,720,000	\$1,462	9/9/2002	8699 (808.2)	11/23/2011
94 La Gorce Cr		\$12,900,000	\$11,600,000	\$768	9/9/2002	15101 (1,402.9)	9/16/2011
Apogee	PHA	\$14,000,000	\$11,500,000	\$1,678	6/7/2001	6853 (636.7)	4/14/2011
27 Star Island Dr		\$12,950,000	\$10,750,000	\$717	12/13/2001	15000 (1,393.5)	5/2/2011
Continuum South Tower	3604-3	\$13,500,000	\$10,576,000	\$1,643	4/4/2001	6438 (598.1)	5/10/2011
40 S Hibiscus Dr		\$9,900,000	\$9,350,000	\$1,169	8/8/2002	8000 (743.2)	5/4/2011
Santa Maria	4901	\$9,500,000	\$8,500,000	\$850	3/5/2000	10000 (929.0)	10/26/2011
Ocean Club	PH8	\$10,499,000	\$8,400,000	\$1,527	5/6/2002	5500 (511.0)	8/15/2011
Palazzo Del Mare	7163	\$9,750,000	\$8,150,000	\$1,160	5/6/2001	7025 (652.6)	2/9/2011
Fisher Island	7724	\$9,450,000	\$7,724,000	\$1,133	6/5/2002	6820 (633.6)	8/29/2011
Apogee	2101	\$8,395,000	\$7,500,000	\$1,805	3/3/2001	4154 (385.9)	9/13/2011
21 Tahiti Beach Island		\$8,150,000	\$7,500,000	\$662	7/7/2001	11336 (1,053.1)	6/21/2011
Apogee Condo	1404	\$7,990,000	\$7,350,000	\$1,769	4/3/2000	4154 (385.9)	6/17/2011
Oceanside	7734	\$8,900,000	\$7,250,000	\$1,063	5/5/2000	6820 (633.6)	7/8/2011
45 Star Island Dr		\$9,875,000	\$7,107,500	\$671	10/9/2003	10598 (984.6)	5/26/2011
6939 Sunrise Dr		\$7,400,000	\$6,800,000	\$1,064	5/6/2001	6388 (593.5)	12/1/2011
Apogee	1001	\$7,500,000	\$6,800,000	\$1,637	4/3/2001	4154 (385.9)	8/26/2011
4855 Pinetree Dr		\$6,900,000	\$6,536,289	\$630	6/6/2002	10383 (964.6)	3/18/2011
68 La Gorce Cr		\$8,200,000	\$6,500,000	\$1,050	5/7/2002	6190 (575.1)	9/15/2011
Continuum North Tower	801	\$7,900,000	\$6,500,000	\$1,226	5/4/2001	5300 (492.4)	5/2/2011
260 Harbor Dr		\$6,200,000	\$6,200,000	\$2,010	4/3/2000	3085 (286.6)	6/14/2011
W South Beach Residences	UPH6	\$6,500,000	\$6,120,400	\$2,602	3/3/2001	2352 (218.5)	7/1/2011
Setai	3609	\$6,950,000	\$6,000,000	\$2,380	3/3/2000	2521 (234.2)	12/8/2011
Apogee	1603	\$6,000,000	\$6,000,000	\$2,177	3/3/2000	2756 (256.0)	10/27/2011
Setai	PH-A	\$6,000,000	\$6,000,000	\$2,380	2/2/2000	2521 (234.2)	3/25/2011
5380 N Bay Rd		\$5,900,000	\$5,740,000	\$892	5/5/2001	6432 (597.6)	4/27/2011
The Bath Club	3002	\$6,900,000	\$5,700,000	\$1,000	5/5/2001	5700 (529.5)	7/20/2011


















Miami-Dade County Real Estate Sales 2011

1730 W 23 St		\$6,495,000	\$5,600,000	\$939	6/5/2000	5962 (553.9)	8/31/2011
Apogee South Beach	2103	\$6,350,000	\$5,508,200	\$1,775	3/3/2001	3103 (288.3)	12/1/2011
Oceanside	7611	\$6,750,000	\$5,500,000	\$1,132	5/6/2001	4859 (451.4)	6/29/2011
1429 N Venetian Wy		\$6,500,000	\$5,500,000	\$405	8/8/2001	13569 (1,260.6)	3/2/2011
325 Cocoplum Rd		\$6,900,000	\$5,500,000	\$600	6/5/2001	9171 (852.0)	11/22/2011
5328 N Bay Rd		\$6,900,000	\$5,435,000	\$863	6/7/2000	6300 (585.3)	10/3/2011
Bay View	5161	\$6,900,000	\$5,287,500	\$806	5/5/2001	6557 (609.2)	6/30/2011
Continuum South Tower	1106/7	\$6,350,000	\$5,200,000	\$1,188	4/6/2000	4378 (406.7)	11/23/2011
W South Beach	UPH 3	\$6,500,000	\$5,200,000	\$2,142	2/2/2001	2428 (225.6)	8/11/2011
1620 W 21 St		\$5,350,000	\$5,175,000	\$821	5/7/2000	6300 (585.3)	11/3/2011
Ocean Tower Two	808	\$5,275,000	\$5,150,000	\$989	4/5/2001	5207 (483.7)	8/9/2011
23 Tahiti Beach Island		\$5,300,000	\$5,150,000	\$692	4/3/2000	7443 (691.5)	8/17/2011
2 Leucadendra Dr		\$6,300,000	\$5,150,000	\$973	5/5/2000	5295 (491.9)	7/25/2011
10 Harbor Pt.		\$5,650,000	\$5,100,000	\$1,591	4/4/2000	3206 (297.8)	6/20/2011
Ocean Tower li	808	\$5,675,000	\$5,100,000	\$979	4/5/2000	5207 (483.7)	3/22/2011
470 W Matheson Dr		\$5,984,000	\$5,050,000	\$1,275	5/5/2001	3960 (367.9)	4/1/2011
Continuum	2101	\$5,299,000	\$5,050,000	\$1,674	3/3/2000	3017 (280.3)	5/31/2011
Continuum On South Beach	2302	\$5,300,000	\$5,000,000	\$1,657	4/4/2001	3017 (280.3)	9/13/2011
Santa Maria	TH3902	\$5,480,000	\$5,000,000	\$872	4/5/2001	5733 (532.6)	7/22/2011
Oceanside	7852	\$5,750,000	\$5,000,000	\$1,089	3/3/2001	4590 (426.4)	9/19/2011
1410 W 25 St		\$5,499,000	\$5,000,000	\$845	5/6/2001	5920 (550.0)	6/7/2011
Apogee	1402	\$5,349,000	\$4,995,000	\$1,610	3/3/2001	3103 (288.3)	3/22/2011
Apogee	1803	\$5,400,000	\$4,900,000	\$1,778	3/3/2001	2756 (256.0)	6/6/2011
Turnberry Ocean Colony	PH3402	\$5,940,000	\$4,900,000	\$861	5/6/2001	5690 (528.6)	10/11/2011
Santa Maria	PH4502	\$5,450,000	\$4,850,000	\$770	5/6/2001	6300 (585.3)	4/21/2011
5465 Pinetree Dr		\$4,950,000	\$4,750,000	\$612	10/11/2002	7764 (721.3)	3/31/2011
225 Leucadendra Dr		\$5,250,000	\$4,750,000	\$667	4/5/2002	7126 (662.0)	7/15/2011
Santa Maria	4702	\$5,250,000	\$4,700,000	\$746	5/6/2001	6300 (585.3)	5/13/2011
The Setai Condominium	2308	\$5,899,000	\$4,600,000	\$1,798	3/3/2000	2558 (237.6)	4/1/2011
5150 N Bay Rd		\$5,490,000	\$4,568,520	\$718	6/6/2001	6360 (590.9)	4/26/2011
6312 Riviera Dr		\$6,400,000	\$4,500,000	\$402	5/11/2002	11203 (1,040.8)	2/1/2011
600 Sabal Palm Rd		\$5,450,000	\$4,425,000	\$818	5/5/2001	5408 (502.4)	10/14/2011
2128 N Bay Rd		\$4,950,000	\$4,400,000	\$774	5/5/2002	5682 (527.9)	1/28/2011
3835 Carole Ct		\$4,895,000	\$4,350,000	\$556	6/6/2002	7818 (726.3)	5/9/2011
1601 W 24 St		\$4,250,000	\$4,250,000	\$590	5/5/2001	7202 (669.1)	6/8/2011













Miami-Dade County Real Estate Sales 2011

5360 La Gorce Dr		\$4,750,000	\$4,200,000	\$504	7/7/2001	8339 (774.7)	8/12/2011
Oceanside	8044	\$4,900,000	\$4,200,000	\$1,338	3/3/2001	3140 (291.7)	5/27/2011
Continuum On South Beach	2602	\$4,534,000	\$4,175,000	\$1,384	4/4/2001	3017 (280.3)	5/20/2011
1337 N Venetian Wy		\$4,500,000	\$4,100,000	\$700	6/7/2000	5859 (544.3)	4/28/2011
6905 Valencia Dr		\$4,500,000	\$4,100,000	\$911	4/3/2001	4500 (418.1)	10/28/2011
Continuum North Tower	2201	\$4,500,000	\$4,050,000	\$1,342	4/4/2001	3017 (280.3)	5/17/2011
Continuum South Beach	3207	\$4,500,000	\$4,000,000	\$1,354	4/4/2001	2954 (274.4)	5/10/2011
Santa Maria	TH4102	\$4,490,000	\$4,000,000	\$698	4/5/2001	5730 (532.3)	3/22/2011
Setai	3401	\$4,000,000	\$4,000,000	\$1,659	2/2/2000	2411 (224.0)	3/30/2011
2068 N Bay Rd		\$4,750,000	\$4,000,000	\$764	7/6/2001	5236 (486.4)	9/20/2011
2142 N Bay Rd		\$4,850,000	\$4,000,000	\$778	5/5/2001	5141 (477.6)	2/15/2011
3026 N Bay Rd		\$5,499,000	\$4,000,000	\$612	5/6/2002	6531 (606.7)	5/31/2011
10700 Sw 68 Av		\$4,490,000	\$4,000,000	\$381	6/8/2001	10493 (974.8)	4/29/2011
Il Villaggio	1405	\$3,999,995	\$3,999,995	\$1,732	3/3/2001	2310 (214.6)	12/15/2011
The Setai	1701	\$5,200,000	\$3,950,000	\$1,070	3/4/2001	3691 (342.9)	3/7/2011
Il Villaggio	1605	\$4,699,000	\$3,900,000	\$1,688	3/4/2001	2310 (214.6)	12/2/2011
Oceanside	7765	\$4,299,000	\$3,900,000	\$850	3/3/2001	4590 (426.4)	8/2/2011
Oceanside Fisher Island	7232	\$3,900,000	\$3,900,000	\$850	3/4/2001	4590 (426.4)	7/7/2011
5240 N Bay Rd		\$4,900,000	\$3,862,000	\$786	4/4/2001	4915 (456.6)	2/4/2011
3100 Munroe Dr		\$4,300,000	\$3,850,000	\$480	5/5/2000	8025 (745.5)	7/8/2011
Continuum On South Beach	2502	\$4,431,000	\$3,850,000	\$1,276	4/4/2001	3017 (280.3)	6/15/2011
Continuum North Tower	2802	\$3,999,999	\$3,836,000	\$1,464	3/3/2000	2621 (243.5)	5/31/2011
Continuum South Tower	2106	\$3,850,000	\$3,800,000	\$1,515	2/2/2001	2508 (233.0)	6/7/2011
One Bal Harbour	1808	\$3,999,000	\$3,750,000	\$1,357	3/3/2001	2763 (256.7)	7/19/2011
6949 Sunrise Dr		\$3,955,000	\$3,750,000	\$625	5/7/2000	6000 (557.4)	10/14/2011
9440 Old Cutler Rd		\$3,900,000	\$3,750,000	\$353	9/10/2001	10615 (986.2)	9/15/2011
Continuum On South Beach	2202	\$4,052,000	\$3,700,000	\$1,226	4/4/2001	3017 (280.3)	7/25/2011
Bayview	5294	\$4,490,000	\$3,700,000	\$693	4/3/2001	5340 (496.1)	8/31/2011
Acqualina	3803/4	\$5,400,000	\$3,630,000	\$822	3/2/2001	4415 (410.2)	2/18/2011
Carriage House	PH7	\$3,995,000	\$3,600,000	\$744	4/5/2000	4840 (449.7)	5/2/2011
Grand Bay Tower	502	\$3,995,000	\$3,600,000	\$911	4/5/2001	3950 (367.0)	10/24/2011
147 Paloma Dr		\$3,950,000	\$3,600,000	\$554	6/6/2001	6495 (603.4)	9/30/2011
140 Paloma Dr		\$3,995,000	\$3,500,000	\$564	5/5/2001	6203 (576.3)	10/18/2011
400 Costanera Rd		\$4,200,000	\$3,500,000	\$584	5/6/2001	5996 (557.0)	11/17/2011
4515 Santa Maria St		\$3,500,000	\$3,500,000	\$607	4/2/2001	5763 (535.4)	7/22/2011
















Miami-Dade County Real Estate Sales 2011

1101 N Greenway Dr		\$3,950,000	\$3,500,000	\$544	4/4/2001	6429 (597.3)	3/25/2011
Santa Maria Condo	TH3501	\$3,999,000	\$3,500,000	\$611	4/5/2001	5730 (532.3)	4/26/2011
Jade Ocean	PH4405	\$4,995,000	\$3,500,000	\$841	4/4/2001	4161 (386.6)	8/5/2011
Murano At Portofino	901	\$3,800,000	\$3,500,000	\$1,040	3/3/2001	3365 (312.6)	5/24/2011
Continuum li	2704	\$3,500,000	\$3,500,000	\$1,611	3/3/2000	2173 (201.9)	7/8/2011
Continuum On South Beach	3004	\$3,950,000	\$3,495,000	\$1,394	3/3/2001	2508 (233.0)	10/5/2011
Palazzo Del Mare	7124	\$3,700,000	\$3,450,000	\$935	4/4/2000	3690 (342.8)	5/1/2011
Ocean Tower One	PH-3	\$4,379,000	\$3,450,000	\$1,059	5/5/2000	3259 (302.8)	4/18/2011
3333 Poinciana Av		\$3,750,000	\$3,440,000	\$523	4/4/2001	6573 (610.7)	8/1/2011
136 Camden Drive		\$4,500,000	\$3,400,000	\$486	7/10/2001	7000 (650.3)	2/2/2011
126 W San Marino Dr		\$3,999,000	\$3,400,000	\$760	4/3/2000	4472 (415.5)	6/13/2011
Continuum On South Beach	1406	\$3,750,000	\$3,400,000	\$1,356	3/2/2001	2508 (233.0)	6/30/2011
Icon Condominium	1801/3	\$3,900,000	\$3,400,000	\$790	4/4/2001	4303 (399.8)	6/14/2011
Murano Grande	3101	\$3,495,000	\$3,400,000	\$854	4/4/2001	3979 (369.7)	6/28/2011
Oceanside	7631	\$3,890,000	\$3,375,000	\$914	3/4/2001	3691 (342.9)	12/16/2011
191 Bal Bay Dr		\$3,695,000	\$3,375,000	\$598	7/8/2001	5647 (524.6)	6/15/2011
2805 Columbus Bl		\$3,600,000	\$3,300,000	\$528	6/7/2000	6255 (581.1)	12/15/2011
Continuum On South Beach	2904	\$3,300,000	\$3,300,000	\$1,106	3/3/2001	2985 (277.3)	12/21/2011
Majestic Towers	1606	\$3,915,000	\$3,300,000	\$1,158	4/3/2001	2850 (264.8)	9/30/2011
Majestic Tower	PH102	\$3,490,000	\$3,300,000	\$971	4/3/2002	3400 (315.9)	7/29/2011
W South Beach Residences	828	\$3,600,000	\$3,300,000	\$1,731	2/2/2001	1906 (177.1)	3/7/2011
4830 Pine Dr		\$3,750,000	\$3,295,000	\$406	6/6/2001	8108 (753.3)	5/9/2011
227 E Dilido		\$3,999,000	\$3,277,119	\$446	7/5/2001	7350 (682.8)	6/27/2011
Continuum	3204	\$3,750,000	\$3,270,000	\$1,304	3/3/2001	2508 (233.0)	4/6/2011
6950 Sunrise Dr		\$3,900,000	\$3,200,000	\$538	5/5/2001	5944 (552.2)	8/31/2011
25 Tahiti Beach Island		\$3,900,000	\$3,200,000	\$410	5/6/2001	7813 (725.9)	2/25/2011
10140 W Broadview Dr		\$3,590,000	\$3,200,000	\$802	4/4/2001	3989 (370.6)	6/30/2011
309 E San Marino Dr		\$3,390,000	\$3,162,000	\$938	4/4/2001	3370 (313.1)	4/4/2011
144 S Hibiscus Dr		\$3,395,000	\$3,137,500	\$720	5/4/2001	4357 (404.8)	6/13/2011
13005 Biscayne Bay Dr		\$3,950,000	\$3,100,000	\$369	5/7/2000	8400 (780.4)	5/27/2011
8230 Sw 53 Av		\$3,550,000	\$3,100,000	\$339	6/7/2001	9138 (848.9)	5/9/2011
4080 Douglas Rd		\$3,450,000	\$3,100,000	\$456	5/4/2001	6796 (631.4)	4/21/2011
145 Orquidea Av		\$3,475,000	\$3,100,000	\$396	5/5/2001	7835 (727.9)	7/25/2011
Oceanside	7755	\$3,900,000	\$3,100,000	\$675	3/3/2001	4590 (426.4)	3/3/2011
The Bath Club Residences	906	\$3,900,000	\$3,100,000	\$750	4/5/2001	4135 (384.2)	10/13/2011















Miami-Dade County Real Estate Sales 2011

5941 Pinetree Dr		\$3,499,000	\$3,062,500	\$658	6/5/2001	4654 (432.4)	7/15/2011
6885 Sw 92 St		\$3,245,000	\$3,050,000	\$304	8/8/2001	10029 (931.7)	9/2/2011
1260 Anastasia Av		\$3,499,000	\$3,050,000	\$351	7/6/2001	8701 (808.3)	8/17/2011
204 W Dilido Dr		\$3,600,000	\$3,025,000	\$878	4/4/2001	3447 (320.2)	5/2/2011
Il Villaggio	BH-06	\$4,950,000	\$3,025,000	\$852	3/3/2001	3550 (329.8)	3/31/2011
Four Seasons Residences	49F	\$3,350,000	\$3,025,000	\$797	3/3/2001	3795 (352.6)	2/17/2011
7400 Oceanside	7464	\$2,990,000	\$3,025,000	\$955	3/3/2001	3169 (294.4)	2/8/2011
Epic	5207	\$3,250,000	\$3,000,000	\$923	2/4/2000	3250 (301.9)	10/3/2011
Ocean Tower Two	607	\$3,325,000	\$3,000,000	\$838	4/5/2001	3581 (332.7)	11/8/2011
9550 Sw 67 Av		\$3,455,000	\$2,999,999	\$379	6/7/2001	7918 (735.6)	5/20/2011
Porto Vita	1801	\$3,459,870	\$2,975,000	\$579	5/6/2001	5141 (477.6)	8/25/2011
194 Park Dr		\$3,200,000	\$2,925,000	\$564	6/6/2000	5188 (482.0)	9/2/2011
8150 Sw 49 Av		\$3,649,000	\$2,900,000	\$1,118	0/0/0	2594 (241.0)	5/17/2011
Santa Maria	4204	\$3,300,000	\$2,900,000	\$720	4/5/2001	4030 (374.4)	4/8/2011
Santa Maria	3204	\$2,999,999	\$2,900,000	\$720	4/5/2001	4030 (374.4)	5/31/2011
Continuum The North Tower	2105	\$2,950,000	\$2,900,000	\$1,509	2/2/2001	1922 (178.6)	7/6/2011
Epic	5403	\$4,250,000	\$2,900,000	\$697	3/5/2001	4159 (386.4)	5/20/2011
Majestic Tower Balharbour	1706	\$2,950,000	\$2,900,000	\$1,018	3/3/2001	2850 (264.8)	6/22/2011
Grovenor House Condo	2501	\$2,990,000	\$2,875,000	\$714	4/6/2000	4026 (374.0)	6/17/2011
Continuum On South Beach	1104	\$2,995,000	\$2,850,000	\$1,243	2/2/2001	2292 (212.9)	4/28/2011
3333 S Moorings Wy		\$3,250,000	\$2,850,000	\$519	5/5/2001	5495 (510.5)	12/7/2011
4940 Sw 83 St		\$3,299,000	\$2,850,000	\$436	6/6/2001	6538 (607.4)	7/27/2011
Grand Bay	603	\$3,290,000	\$2,850,000	\$785	4/4/2001	3630 (337.2)	8/17/2011
Santa Maria	2804	\$2,999,999	\$2,825,000	\$701	4/5/2001	4030 (374.4)	12/14/2011
Santa Maria	3404	\$2,999,999	\$2,800,000	\$695	4/5/2001	4030 (374.4)	7/15/2011
Williams Island	PH8	\$3,500,000	\$2,800,000	\$473	5/5/2001	5925 (550.5)	7/20/2011
Turnberry Ocean Colony	2304	\$3,300,000	\$2,780,000	\$744	4/5/2000	3735 (347.0)	11/1/2011
Majestic Tower	PH205	\$3,250,000	\$2,770,000	\$894	4/4/2001	3100 (288.0)	7/29/2011
Turnberry Ocean Colony	PH3404	\$3,850,000	\$2,750,000	\$733	5/6/2001	3750 (348.4)	1/7/2011
Turnberry Ocean Colony	3003	\$2,950,000	\$2,750,000	\$790	5/5/2001	3480 (323.3)	4/11/2011
146 Rosales Ct		\$2,950,000	\$2,750,000	\$628	5/5/2001	4376 (406.5)	7/27/2011
2000 N Greenway Dr		\$2,999,000	\$2,750,000	\$427	6/6/2002	6436 (597.9)	6/24/2011
1500 Ocean Drive	1001	\$2,895,000	\$2,745,000	\$1,183	3/3/2000	2320 (215.5)	4/22/2011
4860 Sw 85 St		\$2,850,000	\$2,725,000	\$395	5/6/2001	6892 (640.3)	6/7/2011
Ocean Tower One	702	\$3,395,000	\$2,725,000	\$761	4/5/2001	3581 (332.7)	10/13/2011







Miami-Dade County Real Estate Sales 2011

Grand Bay	805	\$3,150,000	\$2,700,000	\$813	3/4/2000	3320 (308.4)	11/18/2011
5901 Sw 114 Te		\$2,999,999	\$2,700,000	\$310	7/6/2001	8722 (810.3)	8/10/2011
6675 Sheffield Ln		\$2,990,000	\$2,700,000	\$680	5/4/2001	3971 (368.9)	1/10/2011
4412 Santa Maria St		\$2,900,000	\$2,700,000	\$456	5/4/2001	5924 (550.4)	8/24/2011
12600 Biscayne Bay Dr		\$3,340,000	\$2,700,000	\$394	6/7/2000	6859 (637.2)	9/7/2011
Green Diamond	3301	\$2,700,000	\$2,700,000	\$489	3/3/2001	5520 (512.8)	7/29/2011
Governor House Condo	2201	\$3,200,000	\$2,700,000	\$671	5/5/2001	4026 (374.0)	2/10/2011
Oceanside	7925	\$3,000,000	\$2,700,000	\$816	2/2/2001	3310 (307.5)	6/10/2011
Continuum North Tower	3003	\$2,950,000	\$2,700,000	\$1,171	3/3/2001	2306 (214.2)	3/31/2011
Oceanside	7935	\$2,700,000	\$2,700,000	\$816	2/2/2001	3310 (307.5)	4/12/2011
10236 W Broadview Dr		\$3,400,000	\$2,692,000	\$453	4/4/2001	5938 (551.7)	6/30/2011
9781 Sw 60 Ct		\$3,100,000	\$2,675,000	\$364	7/7/2001	7356 (683.4)	3/16/2011
Continuum South Tower	604	\$2,799,000	\$2,665,000	\$1,163	2/2/2001	2292 (212.9)	12/9/2011
Turnberry Ocean Colony So	3003	\$2,950,000	\$2,650,000	\$761	5/5/2000	3480 (323.3)	3/22/2011
9750 Sw 63 Ct		\$2,750,000	\$2,650,000	\$334	6/6/2002	7925 (736.3)	3/10/2011
441 E Rivo Alto Dr		\$3,349,000	\$2,650,000	\$923	3/3/2000	2871 (266.7)	2/15/2011
620 W Dilido Dr		\$2,950,000	\$2,650,000	\$757	4/3/2001	3499 (325.1)	3/30/2011
4680 Sw 74 St		\$2,800,000	\$2,650,000	\$451	5/4/2002	5873 (545.6)	4/29/2011
Fisher Island	7741	\$3,250,000	\$2,625,000	\$836	3/3/2001	3140 (291.7)	7/20/2011
3190 Ne 165 St		\$2,700,000	\$2,612,500	\$472	5/6/2001	5535 (514.2)	6/30/2011
1800 Bay Dr		\$2,990,000	\$2,600,000	\$505	5/4/2001	5149 (478.4)	8/22/2011
Acqualina Resort & Spa	3106	\$2,690,000	\$2,600,000	\$945	3/4/2000	2750 (255.5)	3/16/2011
One Bal Harbour	409	\$2,699,000	\$2,600,000	\$984	3/3/2001	2643 (245.5)	4/28/2011
Turnberry Ocean Colony	1104	\$3,300,000	\$2,600,000	\$696	4/6/2001	3735 (347.0)	2/15/2011
Ocean Four	PH4101	\$3,990,000	\$2,600,000	\$496	4/5/2000	5239 (486.7)	5/9/2011
Cloisters On The Bay	622	\$2,900,000	\$2,600,000	\$524	3/3/2001	4960 (460.8)	6/10/2011
Setai Resort & Residences	3603	\$2,795,000	\$2,600,000	\$1,492	3/3/2000	1743 (161.9)	1/19/2011
The Setai	3108	\$2,580,000	\$2,600,000	\$2,279	2/2/2000	1141 (106.0)	7/15/2011
8011 Los Pinos Cr		\$2,975,000	\$2,560,000	\$393	5/4/2000	6512 (605.0)	12/15/2011
400 Hampton Ln		\$2,899,000	\$2,550,000	\$622	6/5/2001	4100 (380.9)	6/7/2011
Icon Condo	1503/4	\$2,799,000	\$2,550,000	\$690	5/5/2000	3694 (343.2)	5/4/2011
Acqualina Resort	1901	\$2,590,000	\$2,520,000	\$921	3/4/2000	2736 (254.2)	3/21/2011
Turnberry Ocean Colony	1103	\$2,855,000	\$2,515,000	\$723	4/5/2001	3480 (323.3)	5/3/2011
7841 Collins Av		\$2,999,000	\$2,510,000	\$452	4/4/2001	5547 (515.3)	9/29/2011
Oceanside	7251	\$2,490,000	\$2,501,000	\$796	3/3/2001	3140 (291.7)	7/8/2011

Miami-Dade County Real Estate Sales 2011

Bayview	5132	\$2,800,000	\$2,500,000	\$698	4/4/2001	3580 (332.6)	6/30/2011
One Bal Harbour	2404I1	\$2,500,000	\$2,500,000	\$1,114	2/2/2001	2244 (208.5)	11/3/2011
Capri South Beach	LP-1	\$2,890,000	\$2,500,000	\$842	3/3/2000	2970 (275.9)	4/18/2011
W South Beach Residences	1204	\$2,690,000	\$2,500,000	\$1,446	2/2/2000	1729 (160.6)	1/15/2011
9205 Sw 58 Av		\$2,495,000	\$2,495,000	\$359	5/5/2001	6949 (645.6)	4/14/2011
6200 Sw 92 St		\$3,150,000	\$2,475,000	\$328	7/7/2001	7542 (700.7)	6/15/2011
6475 Allison Rd		\$2,850,000	\$2,450,000	\$491	5/5/2001	4992 (463.8)	5/18/2011
12805 Biscayne Bay Dr		\$2,900,000	\$2,450,000	\$306	4/5/2000	7995 (742.8)	1/27/2011
One Bal Harbour	1204	\$2,495,000	\$2,450,000	\$785	3/2/2001	3120 (289.9)	6/6/2011
Setai	2408	\$2,445,000	\$2,445,000	\$2,143	2/2/2000	1141 (106.0)	5/2/2011
5711 Pinetree Dr		\$2,600,000	\$2,440,000	\$738	4/4/2000	3304 (307.0)	7/14/2011
4110 Kiaora St		\$2,550,000	\$2,425,000	\$384	5/6/2000	6323 (587.4)	9/2/2011
3350 Poinciana Av		\$2,695,000	\$2,400,000	\$472	5/5/2001	5085 (472.4)	9/1/2011
441 N Hibiscus Dr		\$2,690,000	\$2,400,000	\$507	9/10/2000	4737 (440.1)	12/15/2011
1745 W 24 St		\$2,700,000	\$2,400,000	\$609	5/5/2000	3943 (366.3)	7/18/2011
380 S Hibiscus Dr		\$2,350,000	\$2,400,000	-	5/5/2000	-	4/26/2011
The Grand Bay	1009	\$2,595,000	\$2,400,000	\$690	3/4/2001	3480 (323.3)	3/3/2011
Turnberry Ocean Colony	2104	\$3,650,000	\$2,400,000	\$643	4/6/2001	3735 (347.0)	1/19/2011
Murano At Portofino	2502	\$2,550,000	\$2,400,000	\$917	3/3/2000	2618 (243.2)	5/6/2011
Seaside Villas	15312	\$3,700,000	\$2,400,000	\$1,437	2/2/2000	1670 (155.1)	1/3/2011
W South Beach Residences	1228	\$2,690,000	\$2,400,000	\$1,778	2/2/2000	1350 (125.4)	4/4/2011
Villa Di Mare	1000	\$2,400,000	\$2,400,000	\$522	5/6/2001	4599 (427.3)	6/17/2011
485 Ridgewood Rd		\$2,595,000	\$2,396,000	\$596	5/5/2001	4020 (373.5)	11/4/2011
One Bal Harbour	309	\$2,550,000	\$2,385,000	\$890	3/3/2001	2681 (249.1)	5/9/2011
The Bath Club	704	\$2,595,000	\$2,375,000	\$596	3/3/2001	3982 (369.9)	7/25/2011
Marquis Miami	PH1	\$2,600,000	\$2,350,000	\$695	4/4/2001	3381 (314.1)	6/8/2011
The Bath Club	806	\$2,500,000	\$2,350,000	\$568	5/5/2001	4135 (384.2)	4/29/2011
Acqualina	2501	\$2,390,000	\$2,350,000	\$859	4/4/2000	2736 (254.2)	6/6/2011
One Bal Harbour	2204	\$2,400,000	\$2,350,000	\$1,047	2/2/2001	2244 (208.5)	10/31/2011
One Bal Harbour	609	\$2,995,000	\$2,350,000	\$889	3/3/2001	2643 (245.5)	3/14/2011
Continuum On South Beach	2002	\$2,684,000	\$2,350,000	\$1,189	2/3/2000	1977 (183.7)	3/18/2011
3631 Matheson Av		\$2,390,000	\$2,350,000	\$280	6/6/2001	8381 (778.6)	2/17/2011
2687 Flamingo Dr		\$2,495,000	\$2,350,000	\$504	7/6/2001	4665 (433.4)	2/9/2011
1233 N Venetian Wy		\$2,790,000	\$2,350,000	\$608	4/4/2000	3864 (359.0)	3/11/2011
Trump Palace	1109	\$2,340,000	\$2,340,000	\$557	4/4/2001	4200 (390.2)	2/14/2011

Miami-Dade County Real Estate Sales 2011

279 Veleros Ct		\$2,495,000	\$2,320,000	\$520	5/5/2001	4463 (414.6)	4/6/2011
3825 Alhambra Ct		\$2,600,000	\$2,300,000	\$453	5/5/2000	5082 (472.1)	6/30/2011
184 Paloma Dr		\$2,650,000	\$2,300,000	\$477	5/6/2000	4820 (447.8)	9/20/2011
325 Hampton Ln		\$2,450,000	\$2,300,000	\$648	6/6/2001	3551 (329.9)	4/1/2011
442 Woodcrest Rd		\$2,490,000	\$2,300,000	\$530	5/6/2001	4338 (403.0)	8/18/2011
420 W Rivo Alto Dr		\$2,500,000	\$2,300,000	\$621	4/3/2000	3701 (343.8)	2/22/2011