

experience the flow of
exchange[™]



experience the flow of
exchange™

The geometry of interaction...
People use body language to inc

Collaboration in the classroom setting brings differences together through understanding, which leads to the building of consensus as the group works together for a common goal.

Exchange™ Collaboration Furniture facilitates this process, not only by letting people interact freely, but also, by having enough space to focus independently.

Positive body language is important. People need to be seated non-confrontationally, avoiding head-to-head arrangement. Exchange's diagonals are key to this positive flow.



The Exchange™ Collaboration Pinwheel lets teams of two or three form spontaneously.

The flipIT® gets computers to play the role needed in an instant.

Seated side-by-side in Exchange™ Linear Offset or Collaboration Triangle...



Collaborators need to be able to use computers, laptops, and mobile devices; but they also need to work with text materials and have the option of getting technology out of the way.



Exchange™ lets people meet in the middle, or have focus simply by changing body position.



...collaborators can share text, laptop or screens with ease.

The Exchange Collaboration Hexaon stresses equal voices, while each Exchange™ Element provides ample personal space.



The element of flow



exchange[™]
element

specifications

The exchange[™] element is a right triangle shaped table with three table connectors to join tables in a variety of configurations. Each element has a steel framed fabric-mesh modesty panel with hook and loop wire management closure (black); three 2" post legs, mercury color powder coated, with locking casters; one 12' length of 1.25" Clean Cut[®] wire management sleeve (black); one PD-FC707 power supply with three power outlets and one powered USB port for charging devices, 12 amp rating with 10' 14-3 power cord with right angle plug. Top is finished in wood grain or color Surf(x) 3D scratch resistant thermofoil. 59.5"W x 43"D x 30"H

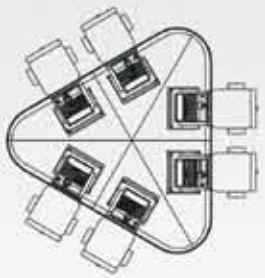
Available with flipIT[®] FIK-19 (black lid, black metal frame) or rimless flipIT[®] FIK-19R rotating LCD display support system with lid matching table top (Patent # 7,784,412). Holds 16:9 aspect ratio LCD monitor with case width up to 18.875"; one 26" x 8" keyboard/mouse tray with integrated mouse fence and wire management pass through.

For secured laptops, available with FIL-18 flipIT[®] laptop safe, black lid (Patent # 7,757,612). Holds laptop with case dimensions up to 16" wide x 11.5" deep x 2.5" thick; no keyboard/mouse tray.

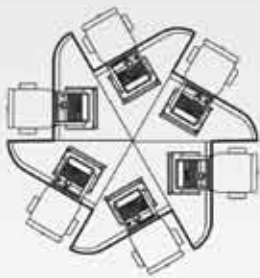


wire management:

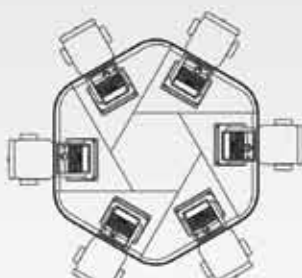
- modesty panel, steel frame, mesh fabric with cable channel
- aluminum snap chase on leg
- TechFlex[®] Clean Cut[®] braided sleeving



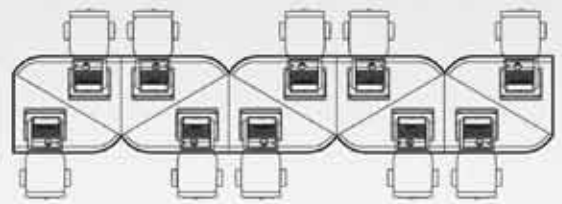
exchange™ collaboration triangle
elements: 3 left, 3 right



exchange™ collaboration pinwheel
elements: 6 left



exchange™ collaboration hexagon
elements: 6 left



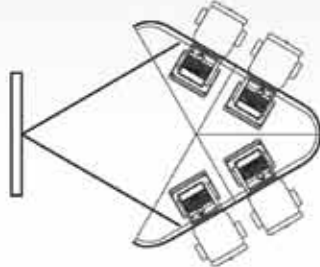
exchange™ linear offset
elements: alternating pairs, left and right



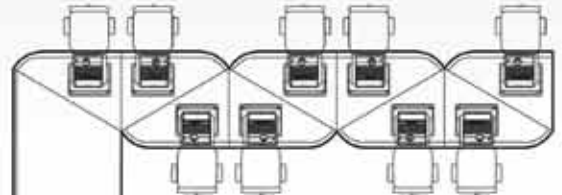
exchange™ element
curve on left



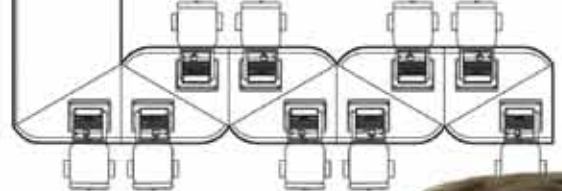
exchange™ element
curve on right



exchange™ video collaboration
elements: 2 left, 2 right



exchange™ linear offset
U shape configuration using bridges



configurations

Exchange™ elements are joined together to make shapes for human interaction. Body language is always used in communication, and the furniture positions people so that interpersonal cues are positive and non-confrontational. This helps the process of understanding differences within the group and building consensus that is sensitive to differences, helping teams to be successful in reaching their assignment goals.






video teleconferencing

This configuration is modeled with four at each end point, but five or six could be comfortable at the table, sharing a laptop screen. The modesty panels and flipIT® stations dress the set for the camera, so all are presented with minimum distraction.

The V shape is perfect for all present in the room and present on camera to see each other without obstruction. When data monitors are not needed, they can be instantly stowed under the table.



Exchange™ Video Teleconference Table is made up of two left and two right elements, set in mirror image. When both end points are set up identically, an illusion of being across the table from those on the screen is created.



The Presence 7b Theater holds monitors up to 60" diagonal. Adjustable height, vented storage for AV equipment, and a place to set the camera.



collaboration triangle

This shape was developed in conjunction with an Ivy League institution, specifically for their collaboration learning studio. The exchange™ collaboration triangle offers a great footprint in the space, lots of personal space, lots of meeting space, and no parallel lines. It is actually difficult to find yourself in a confrontational body position at this table. If your learning style is for joiners, the collab triangle is a choice that lets people easily engage in the exchange™.



The exchange™ collaboration triangle is made up of three right and three left elements. This shape lets people form small groups at the corners. Laptop power and data connectivity can be located for convenient access.





collaboration hexagon

The exchange™ collaboration hexagon brings a better flow to an established shape. Each face of this figure has an opposite, so to diffuse confrontational body positioning, diagonal lines introduce a visual flow. The internal hexagon is out of phase with the edges, enforcing the diagonal spin.

Each area gives privacy and comfortable personal space for focused concentration. The corners are also a comfortable place to meet, and there is plenty of room for two to share a work station space.

USB power and AC are placed for easy access to power laptops and mobile devices.



Six elements of the same kind, right or left, join to form the exchange™ collaboration hexagon. If your methods are to create a feeling of balanced power, this shape is even better than the round table.



linear offset

This simple design lets you design with great freedom. These can be bridged together to make U shaped setups, or placed in long lines, or in smaller segments. People easily team side-by-side or at diagonals: in the middle or at outside corners.

The linear offset configuration is a good combination of personal space and team space.



Alternating pairs of left and right exchange™ elements make up the linear offset configuration. It has a linear footprint, but offset workstation placement cues people in a serpentine shape.





collaboration pinwheel

Each exchange™ element creates a return with the neighboring element, so each workstation feels like an office space. The return area can be used as a shared conference area, but it is easy to establish a private space to focus within the boundaries of the exchange™ element.

Use with text materials, computers, laptops and mobile devices. USB power, AC and data serves all.





Six left or right elements join to form the collaboration pinwheel. This shape lets people change their body position to establish a private area for focus, or team two or three in a work space.

This shape starts the conversation and promotes understanding and consensus building.



experience the flow of
exchange[™]



shaping conferencing & educationsm

SMARTdesks[®]

www.smartdesks.com



©2011 CBT Supply, Inc. All rights reserved.
SMARTdesks, exchange[™] and flipIT[®] are
registered trademarks of CBT Supply, Inc.
flipIT US patents: FIK 7,784,412; FIL 7,757,612