

XS-B Series - Subminiature LVDT



- Micro size
- Low mass core
- 3/16 or 1/4 inch housing diameter
- Stroke ranges ± 0.1 and ± 0.25 inch
- Operating frequency up to 20kHz
- Standard or threaded bulkhead mount
- Stainless steel housing
- Magnetically shielded

DESCRIPTION

The **XS-B Series** of subminiature LVDTs were specifically designed for micro applications, where small physical size is the prime requirement. Featuring an extremely low core weight, the XS-B Series are the perfect choice for high speed displacement measurements, measurement of delicate materials and films, or where heavier cores would influence the measurement result.

The XS-B Series are available in stroke ranges of ± 0.1 inch [± 2.54 mm] or ± 0.25 inch [± 6.35 mm], standard or threaded mounting configurations, and in flying lead or polyurethane jacketed lead termination (all model dependent). All models incorporate a ferromagnetic stainless steel housing providing electromagnetic and electrostatic shielding. The XS-B Series is compatible with most Measurement Specialties LVDT signal conditioners, controllers and readouts (*consult factory*).

Measurement Specialties, Inc. (NASDAQ MEAS) offers many other types of sensors and signal conditioners. Data sheets can be downloaded from our web site at: <http://www.meas-spec.com/datasheets.aspx>

MEAS acquired Schaevitz Sensors and the **Schaevitz®** trademark in 2000.

FEATURES

- 0.250" [6.35mm] max diameter
- Threaded mount version available (XS-BG)
- Lead-wires (XS-B) or cable (XS-BG)
- Axial and radial cable exit (XS-BG)
- Electromagnetic shielding
- Stainless steel housing
- Calibration certificate supplied with all units

APPLICATIONS

- Servomechanisms
- Robotics
- Surfometers
- Measurement of films/delicate materials
- Space restrictive applications
- Multi-point measurement of small components
- Measurements at high displacement speeds

XS-B Series - Subminiature LVDT

PERFORMANCE SPECIFICATIONS

ELECTRICAL SPECIFICATIONS			
Parameter	099 XS-B	249 XS-B	100 XS-BG
Stroke range	±0.10 [±2.54]	±0.25 [±6.35]	±0.10 [±2.54]
Sensitivity mV/V/0.001in [mV/V/mm]	1.5 [59]	1.4 [55]	5.25 [207]
Output at stroke ends (*)	150mV/V	350mV/V	525mV/V
Phase shift	+50°	+36°	+3°
Input impedance (PRIMARY)	30Ω	135Ω	960Ω
Output impedance (SECONDARY)	48Ω	320Ω	2150Ω
Linearity (% of FS), maximum	±0.5	±0.5	±0.2
Input voltage, sine wave	1Vrms	1Vrms	3.5Vrms
Test input frequency	2.5KHz	2.5KHz	5.0KHz
Input frequency range	2.5 to 20KHz		
Null voltage, maximum	1% of FSO		

ENVIRONMENTAL SPECIFICATIONS & MATERIALS		
Parameter	099 XS-B and 249 XS-B	100 XS-BG
Operating temperature	-67°F to +302°F [-55°C to +150°C]	-40°F to +140°F [-40°C to +60°C]
Shock survival	1, 000 g (11 ms half-sine)	1, 000 g (11 ms half-sine)
Vibration tolerance	20 g up to 2KHz	20 g up to 2KHz
Housing material	AISI 400 Series stainless steel	AISI 430 Series stainless steel
Electrical connection	Five lead-wires Stranded 36 AWG PTFE insulated 1 foot [0.3m] long Axial exit	Shielded cable with Polyurethane jacket Six conductors, stranded 32 AWG, PTFE insulated 6.5 feet [2m] long Axial and radial exit (**)

Notes:

Dimensions are in inch [mm]

All values are nominal unless otherwise noted

Electrical specifications are for the test frequency indicated in the table

(*): Unit for output at stroke ends is millivolt per volt of excitation

(**): Adapter provided for radial exiting of cable

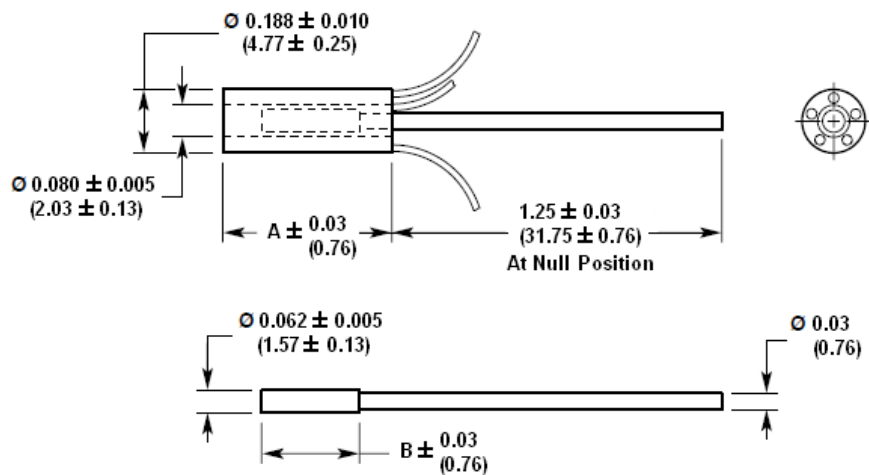
FS: Full Scale is 2X for ±X stroke

FSO: Full Scale Output is the output at X position for ±X stroke

XS-B Series - Subminiature LVDT

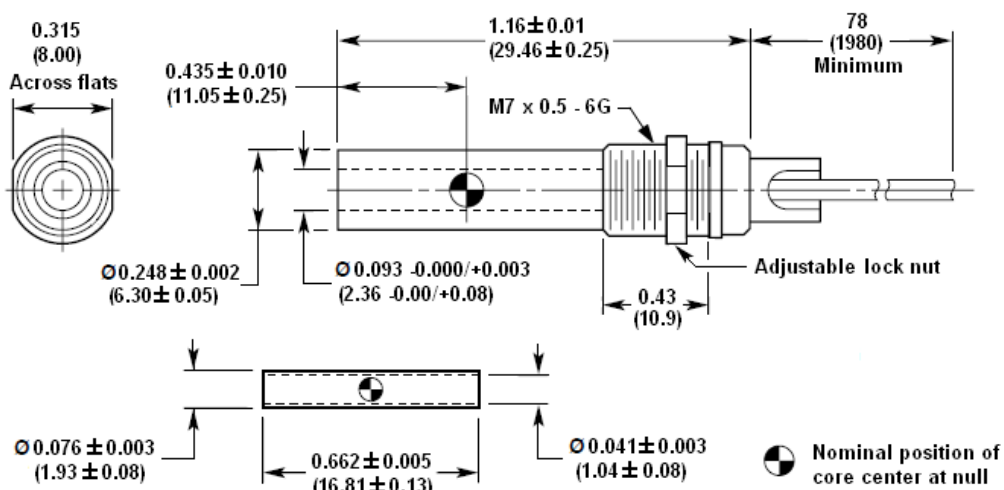
MECHANICAL SPECIFICATIONS

	099 XS-B	249 XS-B
Main body length "A"	0.88 (22.35)	1.88 (47.75)
Core length "B"	0.50 (12.70)	1.25 (31.75)
Body weight, oz [g]	0.14 [4.0]	0.31 [8.8]
Core weight, oz [g]	0.013 [0.37]	0.021 [0.60]



XS-B

(Supplied with extension rod already attached to core)

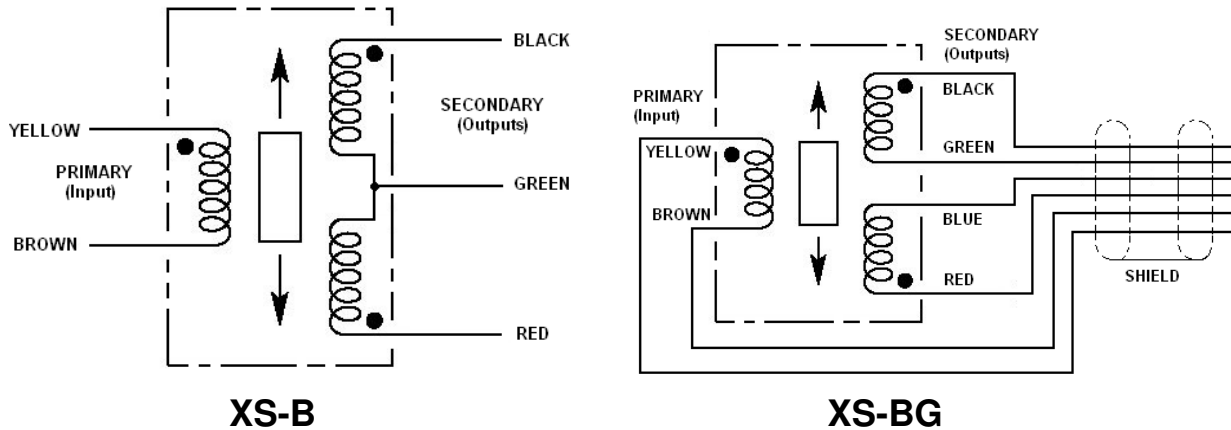


100 XS-BG

Dimensions are in inches (mm)

XS-B Series - Subminiature LVDT

WIRING SCHEMATIC



ORDERING INFORMATION

Description	Model	Part Number
±0.1 inch LVDT	099 XS-B	02560629-000
±0.25 inch LVDT	249 XS-B	02560630-000
±0.1 inch LVDT	100 XS-BG	02560997-000

Refer to our "[Accessories for LVDT's](#)" brochure for our LVDT signal conditioning instrumentation and other accessories

TECHNICAL CONTACT INFORMATION

NORTH AMERICA	EUROPE	ASIA
Measurement Specialties, Inc. 1000 Lucas Way Hampton, VA 23666 United States Phone: +1-800-745-8008 Fax: +1-757-766-4297 Email: sales@meas-spec.com Web: www.meas-spec.com	MEAS Deutschland GmbH Hauert 13 D-44227 Dortmund Germany Phone: +49-(0)231-9740-0 Fax: +49-(0)231-9740-20 Email: info.de@meas-spec.com Web: www.meas-spec.com	Measurement Specialties China Ltd. No. 26, Langshan Road High-tech Park (North) Nanshan District, Shenzhen 518057 China Phone: +86-755-33305088 Fax: +86-755-33305099 Email: info.cn@meas-spec.com Web: www.meas-spec.com

The information in this sheet has been carefully reviewed and is believed to be accurate; however, no responsibility is assumed for inaccuracies. Furthermore, this information does not convey to the purchaser of such devices any license under the patent rights to the manufacturer. Measurement Specialties, Inc. reserves the right to make changes without further notice to any product herein. Measurement Specialties, Inc. makes no warranty, representation or guarantee regarding the suitability of its product for any particular purpose, nor does Measurement Specialties, Inc. assume any liability arising out of the application or use of any product or circuit and specifically disclaims any and all liability, including without limitation consequential or incidental damages. Typical parameters can and do vary in different applications. All operating parameters must be validated for each customer application by customer's technical experts. Measurement Specialties, Inc. does not convey any license under its patent rights nor the rights of others.