

splashtop 2[®]

The easiest way to access all of your content from any device from anywhere! Experience multimedia that is up to 15X faster and better in quality than the competition!

- View and edit files remotely (no transferring or syncing)
- Use your favorite Mac and Windows programs
- Watch videos at up to 30 frames per second with low latency
- Stream your music collection from another computer
- Give presentations with full audio and video to engage your audience
- Play graphic-intensive games such as Diablo III, World of Warcraft, Civilization V, the Sims and more




"Splashtop: Meet the most popular paid app on iTunes."

WIRED

"One of the easiest ways to emulate Mac or Windows desktop on your iPad."


The New York Times

"It's both a breakthrough and a bargain."



www.splashtop.com

Anywhere Access Pack



Purchase our in-app Anywhere Access Pack to access your computer no matter where you are, even across different networks.



Enhanced Security

Secured by the same encryption that your banks use



Supercharged Performance


Self-optimizing over 3G or the Internet to always deliver a responsive experience



Multi-Device Support

Buy Anywhere Access Pack for one device, and enjoy the same benefits on all your other Splashtop-enabled devices

EASY SETUP



1 Install Splashtop 2 on your mobile device. Create a Splashtop account and log in.

2 Go to splashtop.com to download the Streamer onto your computer, and log in as well.

3 Connect to your computer from your mobile device.

REQUIREMENTS

Mobile Device

- iPad (all versions)
- iPhone/iPod touch (coming soon)
- Android tablet & phone (coming soon)
- Network connection

Remote Computer

- Windows 7, Vista, XP, or Mac OS X 10.6+
- 1 GB of RAM
- 1.6 GHz or faster dual-core CPU
- Network connection



1054 S. De Anza Blvd., Ste. 200, San Jose, CA 95129 USA | 408-861-1088 | www.splashtop.com



/Splashtop



@splashtop



gplus.to/Splashtop



/splashtopinc



/Splashtop