

FIRSTLIGHT

TECHNOLOGIES

Making Solar Lighting Simple™



PLB Series

Solar Powered LED Bollard

Project: _____

Type: _____ Quantity: _____

The PLB series of solar powered LED bollards are an ideal choice for low level architectural and commercial pathway and landscape lighting applications. Visual appeal combined with high quality construction and unequalled solar power performance make the PLB series an excellent fit where quality low level lighting is required.

Utilizing solar power and LED lighting the PLB bollards are fully self contained and offer significant benefits over typical wired bollards:

- Low installed costs and minimal site impacts with no trenching, cabling or wiring
- Minimal ongoing costs with no electricity bills or bulbs to change
- Immune from power outages
- Provide a visibly green statement with no ongoing carbon emissions

The performance of the PLB Series Solar LED Bollard is maximized through the use of proprietary Energy Management System (EMS) technology that allows the luminaire to function in harmony with its environment.

The EMS ensures that regardless of low-solar weather patterns or unusual charging conditions such as shading, the bollard continues to provide useable light that enhances the appeal and safety of the night time environment.

TECHNICAL SPECIFICATIONS

- Solar Module:**
- High impact, UV resistant, polycarbonate encapsulation
 - High-efficiency mono-crystalline cells
 - Integrated into bollard housing
 - Used for day/night detection (no photocell required)

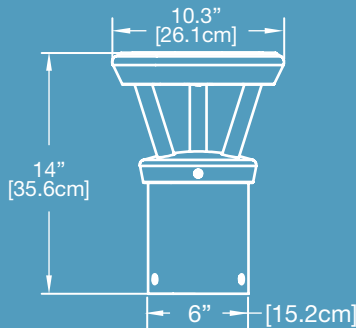
- Energy Management System (EMS):**
- High efficiency Maximum Power Point Tracking (MPPT) charge controller
 - Micro-controller based technology
 - Includes high-efficiency LED driver
 - Integrated into bollard housing
 - Designed to automatically manage lighting performance based on environmental conditions and lighting requirements
 - Patent pending

- Battery:**
- Pure lead, spiral wound, absorbed glass mat (AGM)
 - Superior cyclic performance
 - High temperature tolerance
 - 10 year design life
 - Contained within bollard post
 - Simple battery changes when required

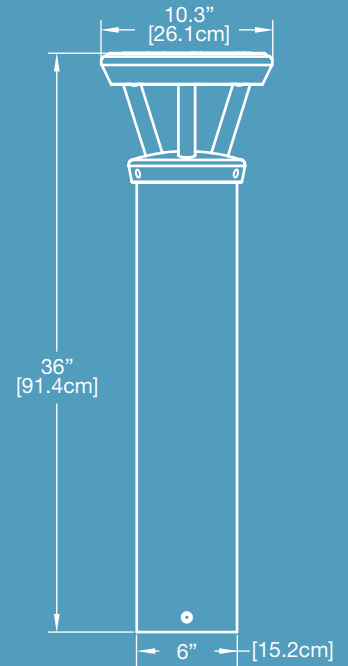
- LEDs and Optics:**
- Three high-output Cree LEDs
 - 50,000 hour L70 lifetime
 - Warm (3000K), neutral (4300K), cool (5500K) color temperatures available
 - Type V high efficiency, cut-off optics
 - Typical lumen output of 130 lumens

- Mechanical Construction:**
- Cast, low copper aluminum housing
 - Extruded, low copper aluminum post
 - Stainless fasteners with security fastener option
 - High strength, steel mounting plate
 - Architectural grade, super durable, TGIC powder coat with Alodine undercoat
 - Four standard colors with custom colors available

- Factory Set Lighting Profiles:**
- On at dusk off at dawn
 - On at dusk, turn off after 6 hours
 - On at dusk, dim to 30% after 6 hours till dawn
 - On at dusk, off after 5 hours, on 1 hour before dawn
 - On at dusk, dim to 30% after 5 hours, on 1 hour before dawn

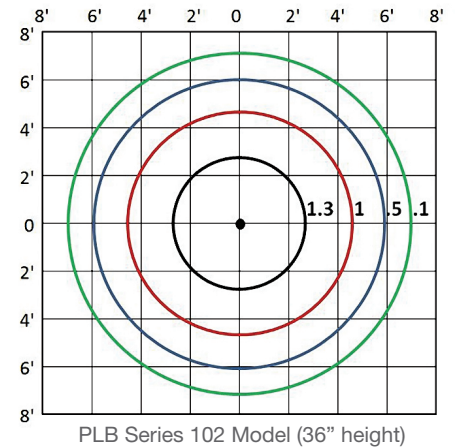
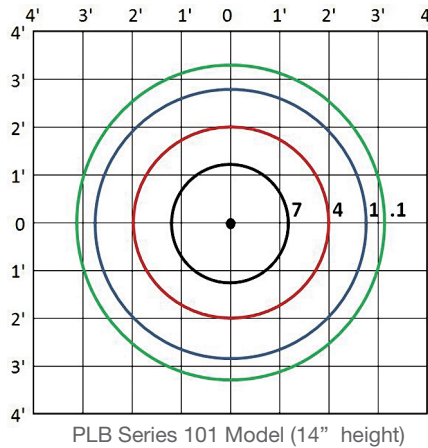


Landscape Bollard



Pathway Bollard

PHOTOMETRICS



ORDER MATRIX

Series	Height	Finish	Distribution	LED Color	Lighting Profile	Options
PLB	101 - 14"	BK - Black	SYM - Type V	30K - 3000K	00 - Dusk till dawn	WOB - Ship Without Battery
	102 - 36"	BZ - Bronze		43K - 4300K	01 - Dark +6 hours then off	SEC - Security Fasteners
		SV - Silver		55K - 5500K	02 - Dark +6 hours then 30% (DEFAULT)	
		WH - White			03 - Dark +5 hours, off, Dawn -1 hour	
		CC - Custom			04 - Dark +5 hours, 30%, Dawn -1 hour	

Notes:
 - Specifications to change without notice
 - All light levels in foot candles (fc) with 4300K color temperature and 130 lumen output
 - To convert to lux multiply light level by 10.7

