

CONSTRUCTION SOFTWARE

**Management and Inspection Software
Solutions Tailored to Individual Client Needs
Government and Fortune 500 Clientele**

Mobile/Tablets – Apple (iPad, iPhone), Android, Windows
Cloud – Data storage/analysis/reporting



Tablets are quickly replacing clipboards and laptops in many industries. Here's why we think tablets are the best hardware choice:

- **\$ Savings** – Lower tech support costs than laptops, and more efficient than clipboards
- **Quality** – Better legibility than clipboards, and more accurate than laptops since info is typed when observed
- **Reliability** – Tablets work. They are more rugged than laptops and have fewer virus/tech issues
- **Time** – Instant boot up, no double entry, no hand note transcribing, use on the spot
- **Use anytime** – Native apps work where there is no web connection*
- **Use anywhere** – Type, photograph, complete reports, etc., all while carrying a lightweight tablet
- **Tech** – Avoid boundaries of outdated laptop technology
- **Fun!** – Better employee satisfaction, enthusiasm, and retention

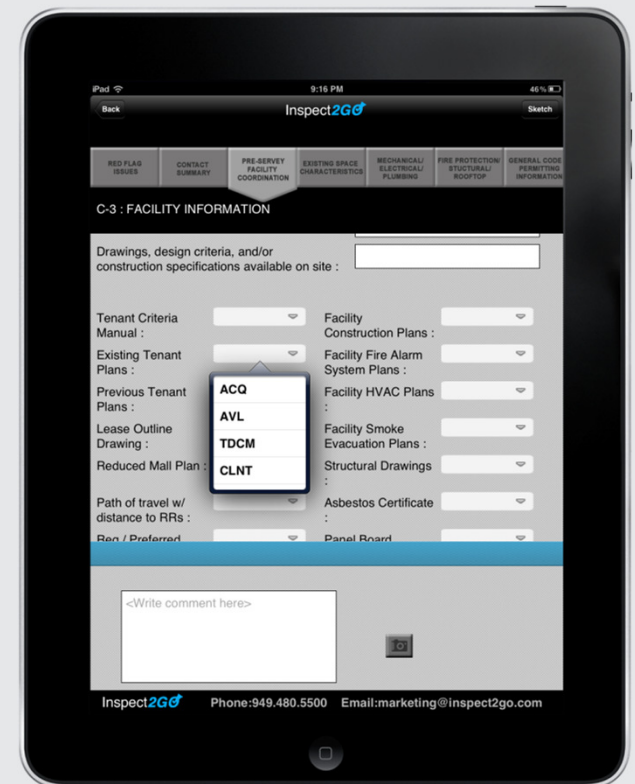



* Some advanced features utilizing server data will require a connection to the internet.

Our software is robust and flexible, so it can be tailored to *your* unique inspection needs and preferences.

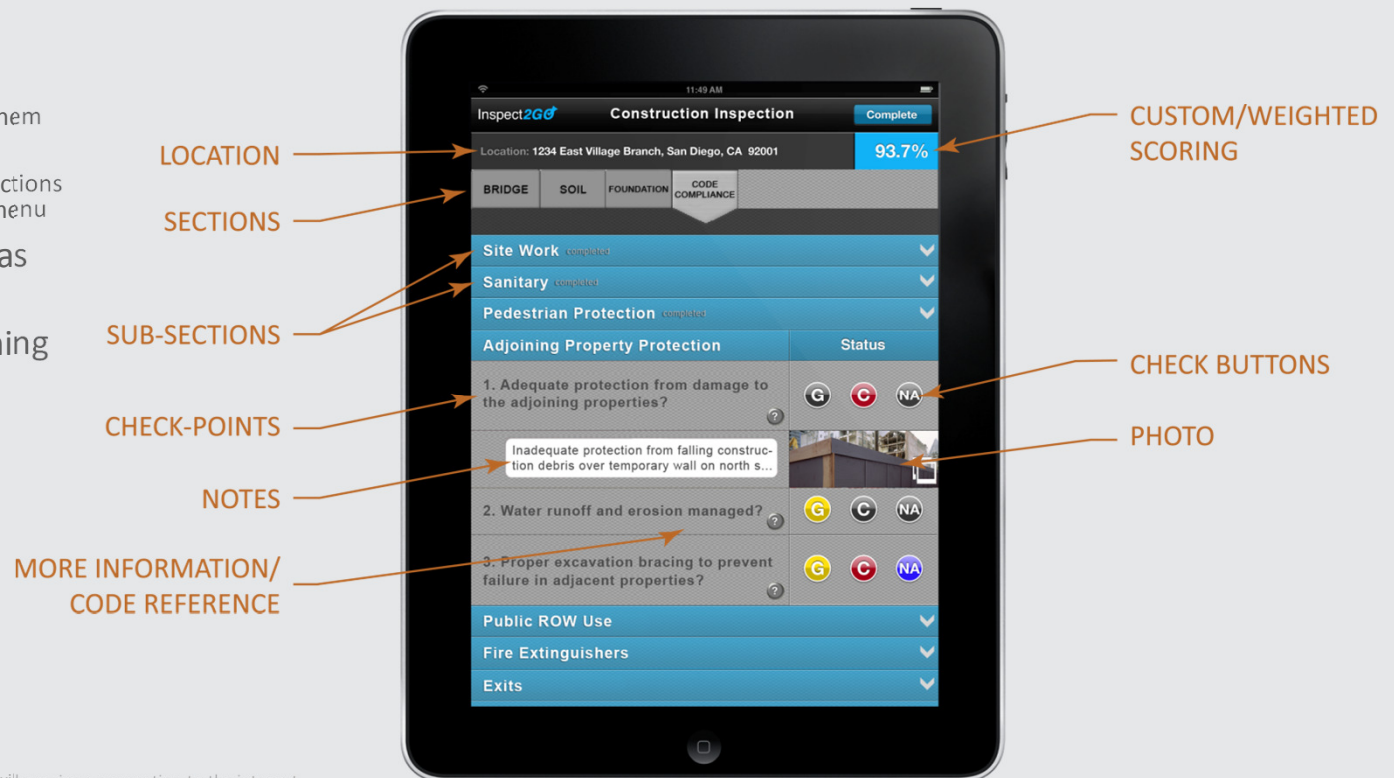
Versions include:

- Bridge Inspection
- Building Inspection
- Punch Lists
- Construction Administration
- Property
- Other
 - Vehicle
 - Health
 - Client Specific/Custom

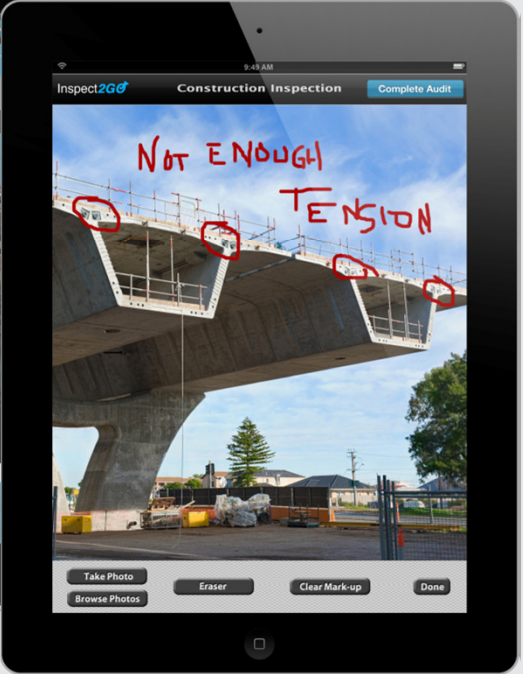
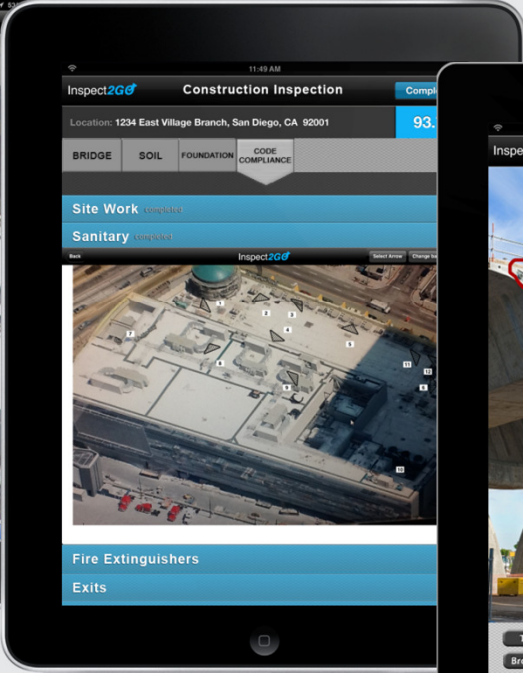
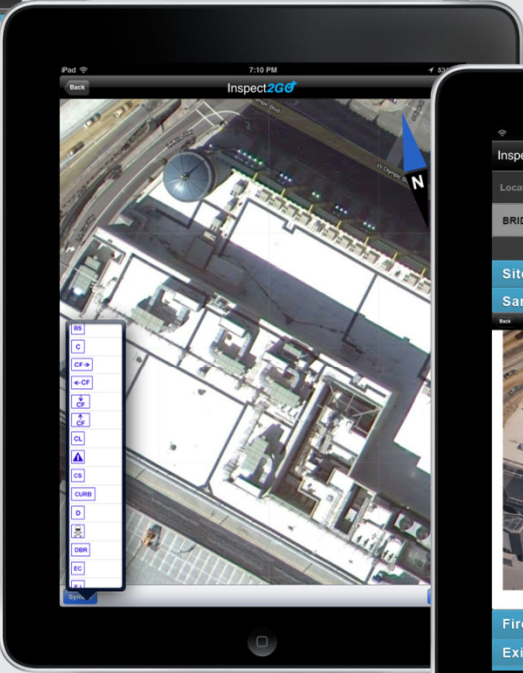
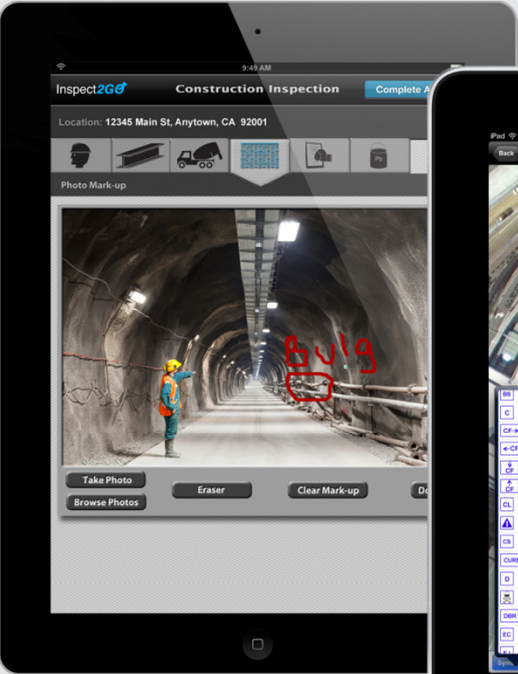


When thinking about how to tailor an Inspect2GO app for your needs, consider the common features we offer:

- Intuitive to use
- Document
 - Take photos and associate them with a specific check-point
 - Note issues and corrective actions or select from a pull-down menu
- Keep track of scoring as you go
- Can be used as a training tool
- Native application*

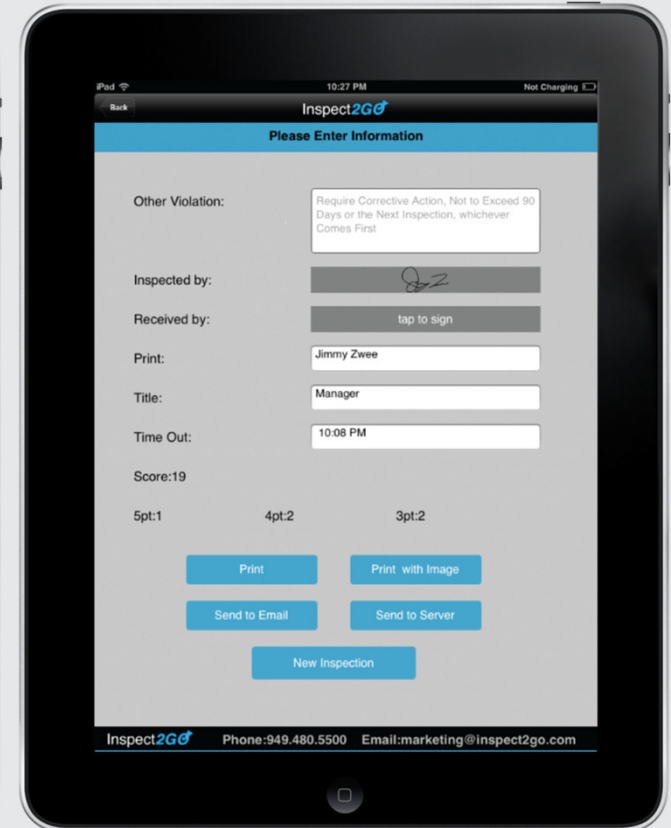
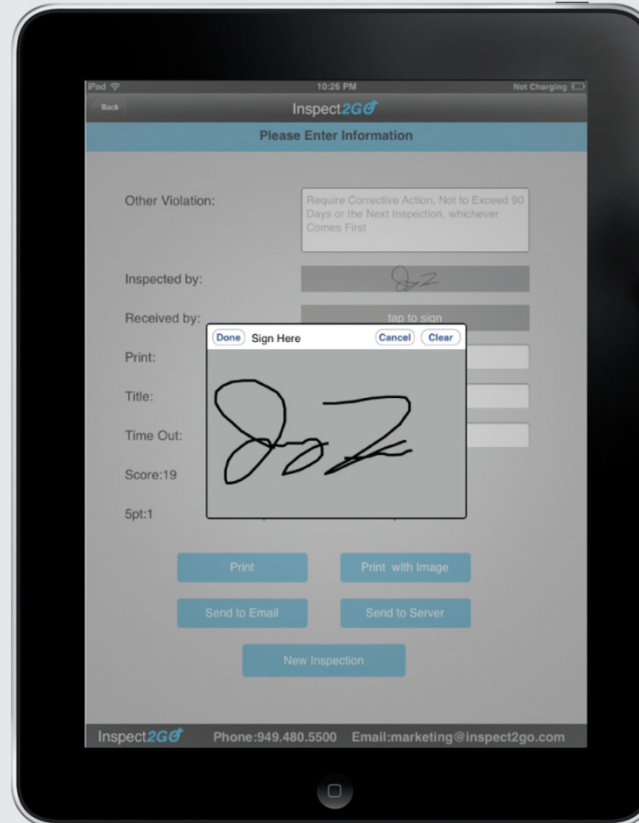


* Some advanced features utilizing server data will require a connection to the internet.



This document contains confidential, trade secret, proprietary information of Inspect2GO, Inc. Recipient agrees not to disclose information contained herein beyond members of recipient's organization. This sales presentation includes standard, custom, and upcoming capabilities. For your specific software specifications, refer to your Inspect2GO Contract.

- Onscreen signature capture
- Print a hard copy
 - Utilize a mobile printer on site
 - Back at the office
- Send PDF via E-mail
 - Save on paper & ink
- Sync to server
 - Cloud or your internal server
 - Document management
 - Create permissions before sync
 - Make available to everyone that needs access instantly, and no one that shouldn't have access



Output the report of your choice. Just give us the template, and we will do the rest.

- Match your existing format
- Eliminate double data entry
- Accuracy
 - Eliminate handwriting, transcription, and lost paperwork errors
- Paperless option
- Permanent, searchable record keeping
- List of violations
- Weighted scoring
- With or without pictures

Your Logo Inspect2GO


Punch List

Date: 7/11/2012 Time of Inspection: 9:23 AM Inspector: Anthony Weinstein
Project: 5252 Elway Dr. Address: 5252 Elway Dr. Permit Number: 0263072011

Room 225
Required: Hole in gyp. board needs patching; repaint wall w/ same color.


Entrance Lobby
Critical: Lightfixtures on ceiling must be removed and replaced with light fixtures meeting the specification. (See Construction Documents A28)


Entire Site
Critical: Baseboards shall be removed and replaced with baseboards meeting the specification. (See Construction Documents)

Room 105
Required: Install light fixtures. 

Room 105
Preferred: Repaint wall using the following specification: Sherwin Williams Duration SW2566

Room 117
Required: Install specified door.

Architect's Signature: 

Contractor's Signature: 

With your signature, you certify that you have received a copy, either by e-mail or hard copy, of this inspections report. You further certify that the architect has explained and you understand the work to be finished included herein, and will implement all corrective actions needed within the time period allotted.

Our document management system allows you to get the files you need to the right people, paper free.

- Access through any web browser on any device or computer
- Three permission levels
 - Administrator
 - Manager
 - Viewer
- Administration
 - Manage user and client accounts
- Documents
 - Add, remove, edit, and view files based on your user permissions
 - Printable file log showing who viewed and edited the file, and when
 - Permission settings let you control who is able to view and edit your file or folder



Please enter your user name and password below.



Three user permission levels, so your people can do everything they need, and nothing they don't.

- Administrator
 - Can add, edit, or remove
 - Users
 - Project folders
 - Files
- Manager
 - View, print, and approve files within permitted project folders
- Viewer abilities
 - View or download folders and files if permission is given

The screenshot shows the Inspect2GO User Management interface. At the top, there is a navigation bar with 'Documents' and 'Administration' tabs. The 'Administration' tab is active, and 'User Management' is selected. A search form on the left allows filtering by 'Username' and 'Permission Level'. Below the search form are 'Submit' and 'Add User' buttons. The main area displays a table of 35 users. The table has columns for First Name, Last Name, Username, Password, and Permission Level. Each row includes 'view', 'edit', and 'remove' actions. The users listed are: John Cobbs (Administrator), Jane Smith (Administrator), Jeremy White (Administrator), Amador Ausedo (Manager), Barry Bacareau (Manager), Bill Squigger (Manager), Marco Montalvo (Manager), Bob Segar (Manager), Peter Tarantino (Manager), Amy Berns (Viewer), Quinton Carmichael (Viewer), Joe Williams (Viewer), and Bill Yaserman (Viewer). At the bottom, there is a 'Display 20 per page' option and pagination controls showing '1 | 2 | next | last'.

First Name	Last Name	Username	Password	Permission Level			
John	Cobbs	jcobbs	*****	Administrator	view	edit	remove
Jane	Smith	jsmith	*****	Administrator	view	edit	remove
Jeremy	White	jwhite	*****	Administrator	view	edit	remove
Amador	Ausedo	aausedo	*****	Manager	view	edit	remove
Barry	Bacareau	bbacareau	*****	Manager	view	edit	remove
Bill	Squigger	bsquigger	*****	Manager	view	edit	remove
Marco	Montalvo	mmontalvo	*****	Manager	view	edit	remove
Bob	Segar	bsegar	*****	Manager	view	edit	remove
Peter	Tarantino	ptarantino	*****	Manager	view	edit	remove
Amy	Berns	aberns@	*****	Viewer	view	edit	remove
Quinton	Carmichael	qcarmichael	*****	Viewer	view	edit	remove
Joe	Williams	jwilliams	*****	Viewer	view	edit	remove
Bill	Yaserman	byaserman	*****	Viewer	view	edit	remove

Stay on top of your workflow and easily find a project with our search function.

- Find it in seconds
 - Search by one or more fields to quickly get to the project/s your looking for.
- Links
 - View a file directly, or go to the project folder with one click

The screenshot shows the Inspect2GO web interface. At the top right, it says "Jane Smith - Administrator | Logout". Below the navigation bar, there are two tabs: "User Management" and "Document Status". The "Document Status" tab is active. On the left, there is a search form with fields for "Project Number", "Project Name", "Status", "Project Manager", "Start Date", and "End Date", and a "Submit" button. The main area displays a table of 6,529 projects. The table has columns for Status, Project Number, Project Name, Date, and Project Manager. Each row includes "view" and "show in folder" links. At the bottom, there is a pagination control showing "Display 20 per page" and a list of page numbers from 1 to 11, along with "next" and "last" buttons.

Status	Project Number	Project Name	Date	Project Manager
Submitted	LB117J-A	I-27 @ 50th Overpass	10/17/2012	Bill Squigger view show in folder
Submitted	LB114H-B	Honey Elementary	10/17/2012	Amador Ausedo view show in folder
Submitted	LB112W-D	Williamsburg High	10/17/2012	Peter Tarantino view show in folder
Submitted	LB111I-F	Lake Alan Henry Dam	10/17/2012	Bob Segar view show in folder
Reviewed	LB109L-C	Loop 289 @ Quaker Ave. Overpass	10/16/2012	Amador Ausedo view show in folder
Reviewed	LB108S-D	Quaker Ave. Expansion Project	10/16/2012	Barry Bacareau view show in folder
Reviewed	LB107D-E	Williams Hotel	10/16/2012	Marco Montalvo view show in folder
Reviewed	LB106Z-C	Quinton's Boat Storage	10/16/2012	Marco Montalvo view show in folder
Approved	LB103B-A	Matejka Bay Bridge North Side	10/12/2012	Bob Segar view show in folder
Approved	LB103A-A	Matejka Bay Bridge South Side	10/15/2012	Bill Squigger view show in folder
Approved	LB102M-B	Kivior Ln. @ FM 1585	10/15/2012	Amador Ausedo view show in folder
Posted	LB102L-B	Austin Ave. Expansion	10/10/2012	Peter Tarantino view show in folder
Posted	LB101G-A	Aeolia Ln. Expansion	10/10/2012	Peter Tarantino view show in folder

The file browser is where anyone with a username interacts with the files. This is what an Administrator might see:

- Info at a glance
 - Project number
 - Project name
 - File size
 - Report status
- File interactions
 - View, print, change status, and more
 - Available interactions are dependent on your permission level
- File Log
 - Keep track of who is doing what to the file
- User access
 - Know who has access to the file

The screenshot shows the Inspect2GO File Browser interface. At the top, there's a navigation bar with 'Documents' and 'Administration' tabs. The user is logged in as 'Jane Smith - Administrator'. The main area is divided into three sections:

- File List:** A tree view showing a hierarchy of folders. The 'Materials' folder is expanded, showing a list of files with their names, project codes, and dates.
- File Details:** The selected file is 'LB117J-A I-27@50TH 2012-10-17'. It shows a size of 246 KB and a status of 'Approved'. There are five action buttons: VIEW, DOWNLOAD, PRINT, EMAIL, and CHANGE STATUS. A 'DELETE' button is also present at the bottom.
- File Log:** A table titled 'FILE LOG [print]' showing a history of actions performed on the file. The columns are Date, Action, User, and Perm. Lvl.
- Users:** A table titled 'USERS [add or remove a user]' showing the list of users and their permission levels.

Date	Action	User	Perm. Lvl.
10/17/2012 2:45 PM	Submitted	Sawyer Jones	Viewer
10/18/2012 9:36 AM	Reviewed	Jane Smith	Admin.
10/18/2012 3:27 PM	Approved	Bill Squigger	Mangr.
10/18/2012 4:08 PM	Emailed	Amy Barns	Viewer

User	Permission Level
John Cobbs	Administrator
Jane Smith	Administrator
Jeremy White	Administrator
Bill Squigger	Manager
Amy Barns	Viewer
Sawyer Jones	Viewer

Robust, Flexible, Modular, and Scalable. Contact us to discuss an Inspect2GO Construction Management Software Package that's tailored to your exact needs.

Contact Inspect2GO via the form on our website

<http://www.inspect2go.com/construction/>

<http://www.inspect2go.com/survey/>

OR

Email: marketing@inspect2go.com

Call: 949.480.5500 Ext 10