

LP3 SERIES 120/277V • LED



This versatile spotlight creates a high intensity shaft of light that is perfect for long-throw applications.

- Exceeds ANSI specifications by maintaining extremely tight color consistency over the life of the fixture (within 2 MacAdam Ellipses)
- Tested to LM79 and LM80 Protocols
- 50,000 hour life to 70% lumen output, L₇₀ at 95°F max ambient
- Hidden integral electronic driver
- Choice of beam spread
- Color Rendering Index (CRI) 80+
- Choice of color temperature
- No UV or IR emissions; no mercury or lead
- On/off safety switch (on most mounting types)
- Available with LSI standard mounting options
- Sturdy aluminum housing
- Vertical and horizontal allen key wrench locking
- Consult factory for dimming options
- Lockable yoke for horizontal and vertical focusing
- Beam rotation and locking
- Internal multiple accessory clips accept size H LSI gels and accessories
- Finishes: LSI Black, White, Silver and Graphite
- Fixture weight: 9 lbs

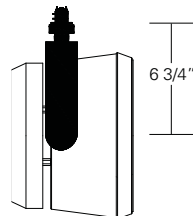
MOUNTING OPTIONS

Please review the **ORDERING INFORMATION** section on the next page on how to specify the following:

- Color Temperature

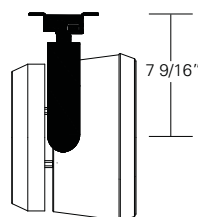
LP3-XX-XXX-00

Lexan fitting for 1 and 2 circuit LSI track. With On/Off switch.



LP3-XX-XXX-BUS

Lexan fitting for 1 and 2 circuit LSI Busway. With On/Off switch.

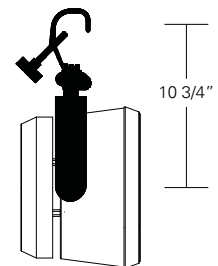


LP3-XX-XXX-2G

Universal fitting for Unistrut Systems and any screw or bolt-up applications. With switch, 6-foot 3-wire grounding cord and NEMA 5-15P plug.

LP3-XX-XXX-3G

C-clamp for pipes from 5/8" to 2" O.D. With switch, 6-foot 3-wire grounding cord and NEMA 5-15P plug.

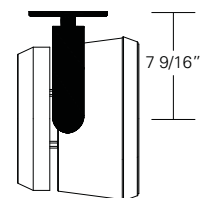


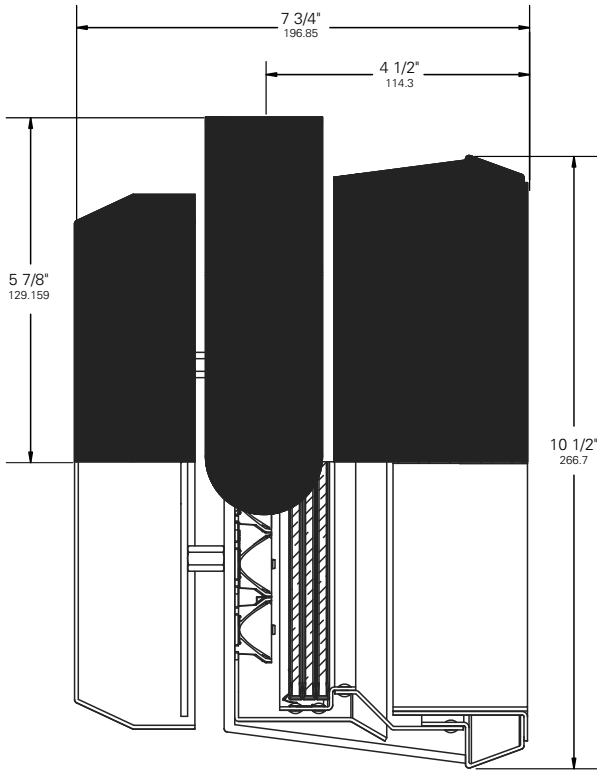
LP3-XX-XXX-5A

Canopy for permanent mounting on standard 4" octagonal outlet boxes.

Other Options (Consult Factory):

- Custom Stems, specify length (4" - 48")
- Custom color, RAL palette
- Security/Worklite Fixture, add suffix **-EF00** (track) and **-EFBUS** (Busway) mounting option only.





ORDERING INFORMATION

1. If a 277V unit is required, add **V** before the unit number.
2. Choose the numeric code to designate the desired beam spread
(06) for 6° **(20)** for 20°
(10) for 10° **(40)** for 40°
3. Choose the alpha-numeric code to designate the desired **Color Temperature** (+/- 50K)
(27K) for 2700K **(30K)** for 3000K
(40K) for 4000K **(RGB)** for RGB
5. Select your **Mounting Option**
6. Choose other fixture Options (add suffix):
 - For Coiled Cord, add **CC**. Coiled Cord is 18/3 105°C, 18" retracted, 6 foot extended. White fixtures are supplied with white cord, all other finishes are supplied with black cord. Available only with **2G** and **3G** mounting options. (When a coiled cord is not specified, a straight cord is provided.)
 - Lumen Talk, add **LT** (optional for CCT, must have for RGB – 00 fitting)
7. Choose a **Finish** for your fixture:
Black (**B**) White (**W**) Silver (**S**) Graphite (**G**)
Example: **V** **LP3** - **06** **30K** - **00** **LT** **W**
277VOLT FIXTURE BEAM SPREAD CCT FITTING LUMEN TALK FINISH
Blue fields are optional. Leave blank if not required.
8. Don't forget your Accessories!

DRIVER TYPE (Electronic)

Input Power (A) - 120V	1
Input Power (A) - 277V	0.5
Wattage	55
Power Factor - 115V	0.95

[Click for detailed photometrics](#)

ACCESSORIES

Other accessories:

- **Lighting Blocking Screens H801S, H802S, H803S**
- **Color and Spread Gels H**

[Click to view LumeLEX Accessories](#)