

JUST AS A PRECAUTION FROM
Pioneer Eclipse[®]

Pioneer Eclipse
Equinox[™] HG
ULTRA HIGH-SPEED
FLOOR COATING

CONTENTS:
2.5 US GALLONS (9,5 LITERS)

PRODUCT OR MAINTENANCE QUESTIONS
Call: 1-800-367-3550 • 1-336-372-2895
Fax: 1-336-372-2895
www.pioneer-eclipse.com



ITEM # 139FS • FLOOR COATING

SELF-SPEAKING!



DIRECTIONS FOR USE:

For a floor that has been stripped, properly neutralized, rinsed and allowed to dry thoroughly, apply 5-6 thin coats of Equinox[™] HG Floor Coating using a clean synthetic mop. Allow the floor to dry thoroughly between coats and prior to buffing. Optional: Apply 2 thin coats of Pioneer Eclipse floor sealer for old or porous floors or for high traffic areas between coats of Equinox[™] HG Floor Coating.

For a floor that has been deep scrubbed and allowed to dry thoroughly, apply 1-2 thin coats of Equinox[™] HG Floor Coating using a clean synthetic mop. Allow floor to dry thoroughly between coats and prior to buffing.

NOTE: To avoid possible contamination, do not pour unused product from bucket back into original container.

Keep out of reach of children. Keep container sealed when not in use. Keep from freezing.
FOR COMMERCIAL AND INDUSTRIAL USE ONLY.

Contains: diethylene glycol monoethyl ether (CAS# 111-90-0).

FOR CHEMICAL EMERGENCY: Spill, leak, fire, exposure or accident. Call CHEMTREC
Day or Night. Within USA and Canada: 1-800-424-9300. Outside USA and
Canada: +1-703-527-3887 (collect calls accepted.)



© 2012 Amano Pioneer Eclipse Corp. SL139FS-03/12


**YOU MIGHT WANT TO
SHADE YOUR EYES BEFORE OPENING.**



Pioneer Eclipse®

NEW EQUINOX™ HG IT'S EQUINOX, BUT BETTER.

Equinox HG gives you 4 added advantages to help you shine.



HIGHER GLOSS— For a wetter, wet-look that lasts longer.

Equinox HG produces a higher gloss than the traditional Equinox formula. It's true! In side-by-side tests, Equinox HG consistently produces 7% higher gloss meter readings. Get even more shine and extended life from the premier name in floor finish.

LESS ODOR— We've reduced the ammonia smell so common to floor coatings.

Now you can use Equinox HG anytime without disturbing the residents and patrons of health care, educational and retail facilities. Advanced chemical components reduce the odor of this new formulation, which allows floor care professionals added flexibility in scheduling floor maintenance activities.




FASTER DRYING TIME— New formulation dries faster, improving efficiency.


Get in and get out quick – that's the key to producing more shine in less time. Equinox HG makes that possible by dramatically reducing the drying time – it's 20% faster than the original Equinox formula. Spend less time waiting for the floor to dry and more time producing great results with the labor saving, high gloss, low odor formula of Equinox HG.



RESISTS BLACK HEEL MARKS— A tough finish that stands up to black heel marks and scuffs better than ever.

With the added durability designed into Equinox HG, fewer scuffs and black heel marks develop, even in high traffic. Everyone will enjoy more shine for a longer time, while reduced scrub and re-coat cycles will lower maintenance costs.





PROD CODE: 139FS
SIZE: 2.50 US gallons (9.5 liters)
ORDER QTY: 2 per case

PROD CODE: 139MPE
SIZE: 1.06 US gallons (4 liters)
ORDER QTY: 4 per case

*Multi-Language Label.

* Special packaging for specific requirements available upon request.

Recommended Floor Surfaces:

Vinyl composition tile (“VCT”), terrazzo, marble, concrete and quarry tile.

Directions for use: INITIAL APPLICATION

For a floor that has been stripped, properly neutralized, rinsed and allowed to dry thoroughly, apply 5-6 thin coats of Equinox™ HG Floor Coating using a clean synthetic mop.

Allow the floor to dry thoroughly between coats and prior to burnishing.

Optional: Apply 2 thin coats of Pioneer Eclipse floor sealer for old or porous floors or for high traffic areas plus 4 coats of Equinox™ HG Floor Coating.

For a floor that has been deep scrubbed and allowed to dry thoroughly, apply 1-2 thin coats of Equinox™ HG Floor Coating using a clean synthetic mop. Allow floor to dry thoroughly between coats and prior to burnishing.

Directions for use: ROUTINE MAINTENANCE

1. Sweep floor daily with a dust mop.
2. To clean floors use mop or scrubber with neutral cleaner.
3. Restore shine as needed with floor maintainer.
4. Burnish as desired with ultra high speed machine and pad.
5. As needed, perform a deep scrub and re-coat applying an additional 1-2 coats of Equinox HG Ultra High Speed Premium Floor Coating.
6. Allow floor to dry thoroughly between coats and prior to burnishing.
7. Strip floor when desired results cannot be achieved with routine maintenance.



Floor Coating and Finishing materials
as to slip resistance only.

42E6

PRODUCT DATA:

Description	Polymer emulsion	Coverage	2500 to 3000 ft ² /gal 61 to 74 m ² /liter	Buffability	Excellent
Appearance	Milky white	Fragrance	Slight ammonia	Removability ASTM D1792-06	Excellent
Non-volatile solids ASTM D2834-95 (2008)	22%	Slip Resistance UL TM410	Meets requirements	Detergent Resistance ASTM D3207-92 (2008)	Excellent
Specular Gloss (60°) ASTM D1455-87 (2008)	>85	Shelf Life ASTM D1791-93 (2008)	1 year	Drying Time	About 25 minutes
Viscosity (Brookfield) @ 68°F (20°C)	<10 centipoise	Density ASTM D1475-98 (2008)	8.5 lb/gal @ 68°F 1.02 kg/L @ 20°C	Freeze/Thaw ASTM D3209-93 (2008)	Passes 3 cycles

VOC
(40 CFR Part 59 Subpart C) 0.06%

Pioneer Eclipse®

1 ECLIPSE ROAD PO BOX 909 SPARTA, NC 28675

**NEW EQUINOX™ HG
IT'S EQUINOX™ BUT BETTER.**

...and you thought Equinox couldn't get any better.