

(12) **United States Design Patent**  
**Barnett**

(10) **Patent No.:** **US D676,905 S**  
(45) **Date of Patent:** **\*\* Feb. 26, 2013**

(54) **ILLUMINATED ADDRESS PANEL**

(76) Inventor: **Chris Barnett**, Seattle, WA (US)

(\*\*) Term: **14 Years**

(21) Appl. No.: **29/428,399**

(22) Filed: **Jul. 30, 2012**

(51) **LOC (9) Cl.** ..... **20-03**

(52) **U.S. Cl.** ..... **D20/17**

(58) **Field of Classification Search** ..... D20/10,  
D20/17-19, 29, 39, 41, 42, 99; 40/446, 448,  
40/538, 541, 542, 545, 546, 564, 568, 574,  
40/577, 584, 588, 591, 600, 612, 616, 617,  
40/611.01, 642.01; D6/300; D10/109.1,  
D10/109.2; 362/145, 812

See application file for complete search history.

(56) **References Cited**

**U.S. PATENT DOCUMENTS**

2,802,292	A *	8/1957	Bader	40/591
D217,539	S	5/1970	Wren	
4,007,552	A *	2/1977	Brooks	40/611.05
4,488,368	A *	12/1984	Coleman	40/564
D289,063	S	3/1987	Rutter	
D311,551	S	10/1990	Hill	
D355,220	S	2/1995	Russo	
D359,076	S *	6/1995	Dorp	D20/17
5,664,352	A *	9/1997	Beckman	40/545
D444,503	S	7/2001	Phelps	

D460,784	S	7/2002	Emma	
D463,826	S	10/2002	Garcia	
D469,128	S	1/2003	Hilton	
6,557,283	B1 *	5/2003	Canfield	40/564
D476,039	S	6/2003	Forman	
D662,146	S	6/2012	Podd	

\* cited by examiner

*Primary Examiner* — Mary Ann Calabrese

(74) *Attorney, Agent, or Firm* — QuickPatents; Kevin Prince

(57) **CLAIM**

I claim the ornamental design for an illuminated address panel, as shown and described.

**DESCRIPTION**

FIG. 1 is a perspective view of an illuminated address panel, showing my new design;

FIG. 2 is an exploded perspective view thereof;

FIG. 3 is a front elevational view thereof;


FIG. 4 is a rear elevational view thereof;

FIG. 5 is a left-side elevational view thereof, the right-side elevational view being a mirror image thereof; and,

FIG. 6 is a top plan view thereof, the bottom plan view being a mirror image thereof.

The broken lines showing an address sheet in FIGS. 1 and 2 and mounting hardware in FIG. 3 depict environmental matter and form no part of the claimed design.

**1 Claim, 4 Drawing Sheets**






FIG. 1




FIG. 2




FIG. 3

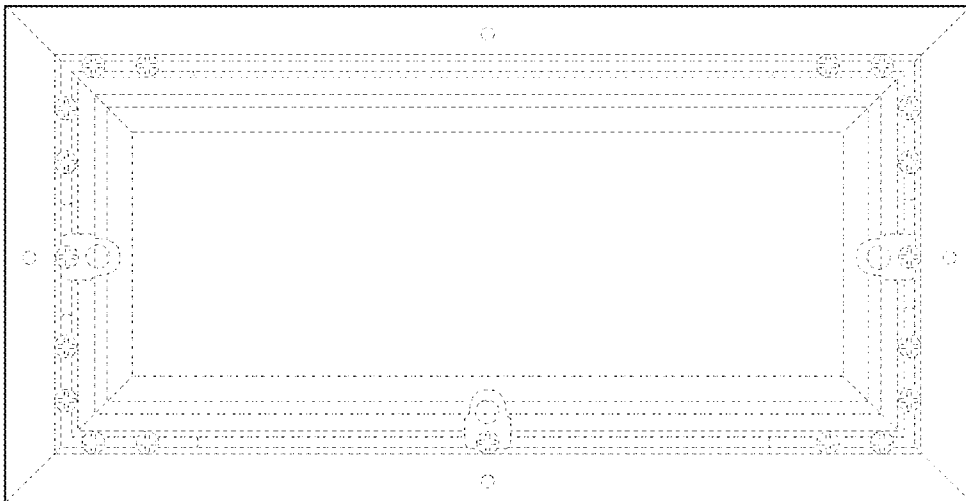


FIG. 4




FIG. 5

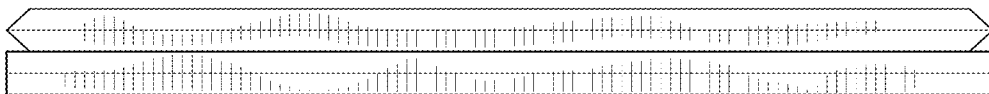


FIG. 6