



Responsive

Web Design



What is **Responsive** Web Design?


Devices



Devices

Large + Medium + Small

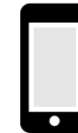
1600x1200 1200x1024 **1024x768**



Devices

Large + Medium + Small

800x600 800x480 768x1024



Devices

Large + Medium + Small

640x480 **320x480** 320x240



Single site for every screen

How it **works**?



Fixed width for **Large** & **Medium**



Fluid width for **Small**



Using mixed approach
Fixed + Fluid width

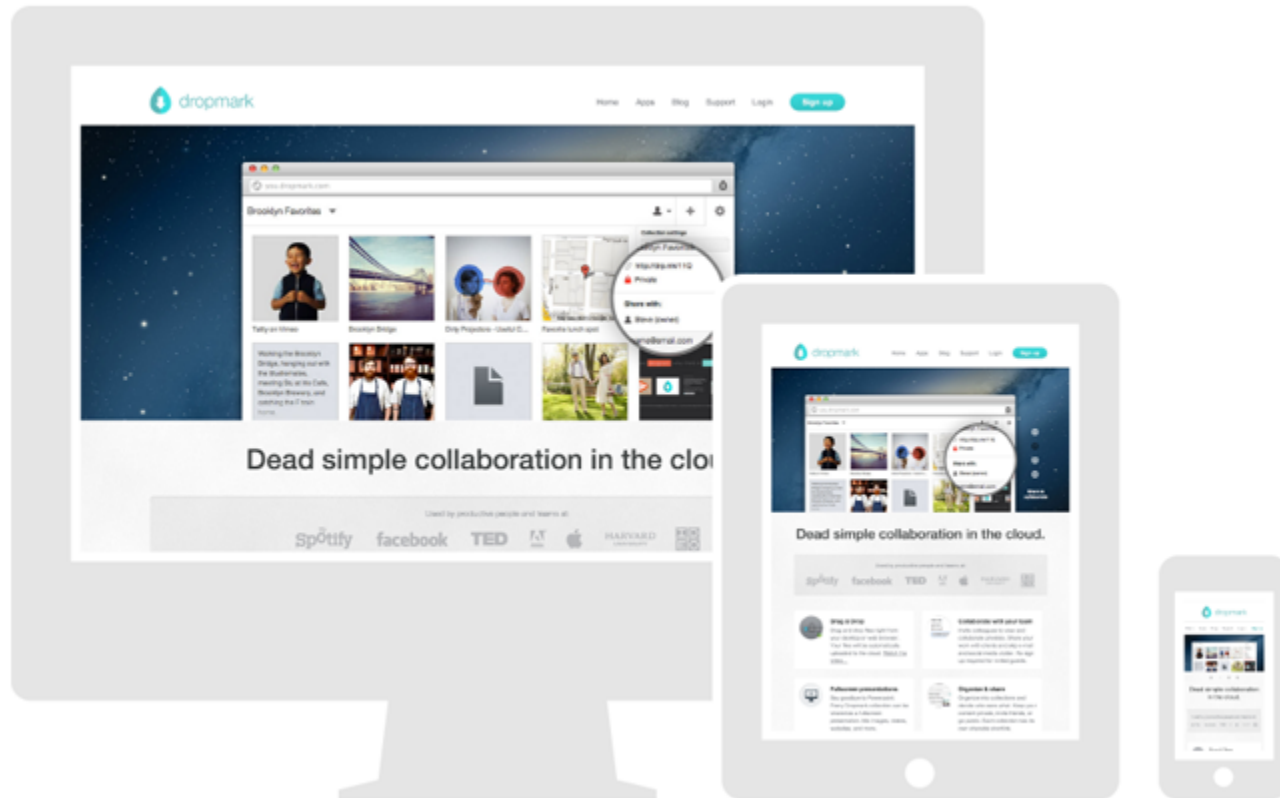


Flexible Images

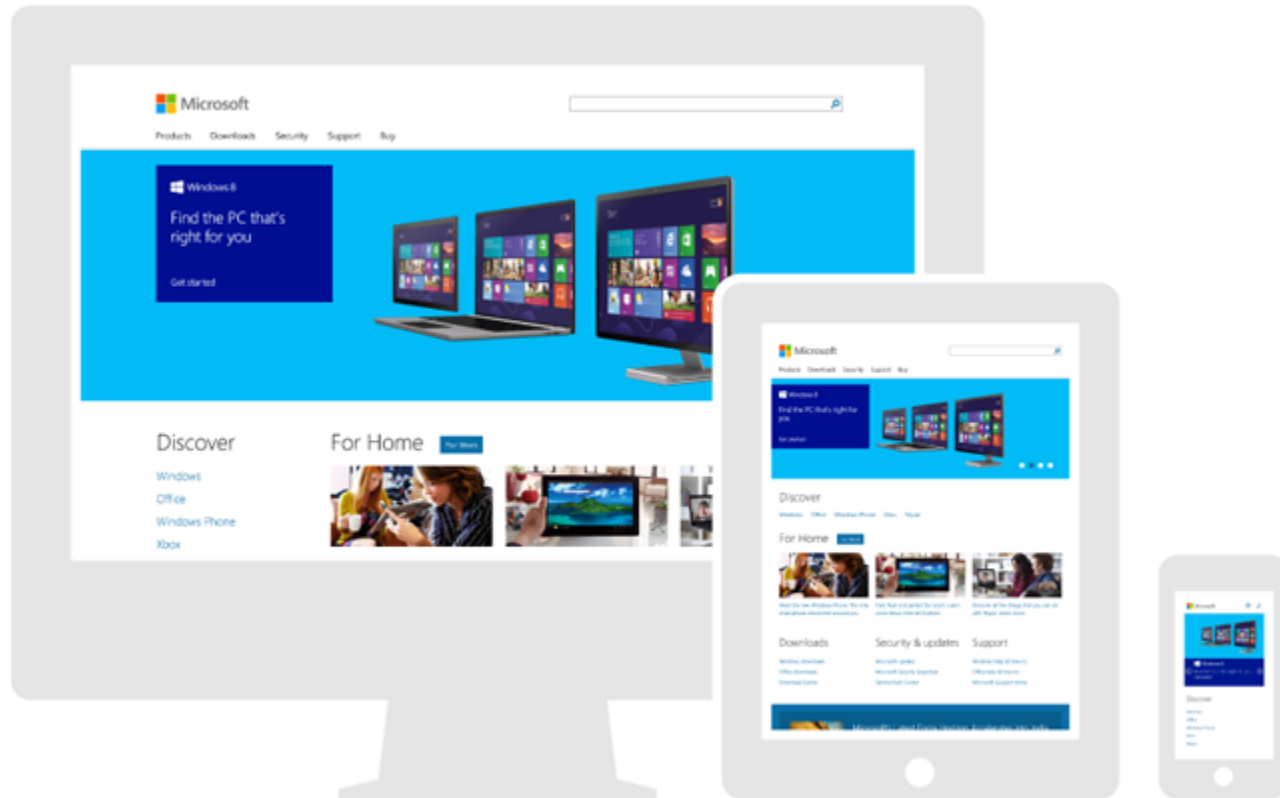
```
1.  /* Large desktop */
2.  @media (min-width: 1200px) { ... }
3.
4.  /* Portrait tablet to landscape and desktop */
5.  @media (min-width: 768px) and (max-width: 979px) { ... }
6.
7.  /* Landscape phone to portrait tablet */
8.  @media (max-width: 767px) { ... }
9.
10. /* Landscape phones and down */
11. @media (max-width: 480px) { ... }
```

and
Media Queries

Has anyone **done** it
like this?



01 Dropmark



02


Microsoft

How can **i do it?**

Where do i start?



Preferable: Bootstrap's
12 Column Grid




Understand


Layouts using **Grid Structure**

SKILLSHARE
Classes
Teach
Projects
How it Works
Sign up
Log in

Learn Differently.

Skillshare is a global learning community where you can learn real-world skills from real people.




Join us! We'll send you a weekly list of our best classes.

Learn From Anyone, Anywhere

Connect with teachers and students in your neighborhood or from around the world.



Startup Marketing for Dummies: Acquisition, Retention and R...

Cassie Lancellotti-Young
VP of Marketing and Analytics, HighTabl...

New York, NY



Show Us Your Balls: Meatball Making with The Meatball Shop

Daniel Holzman
Co-Founder & Executive Chef, The Meatba...

Online



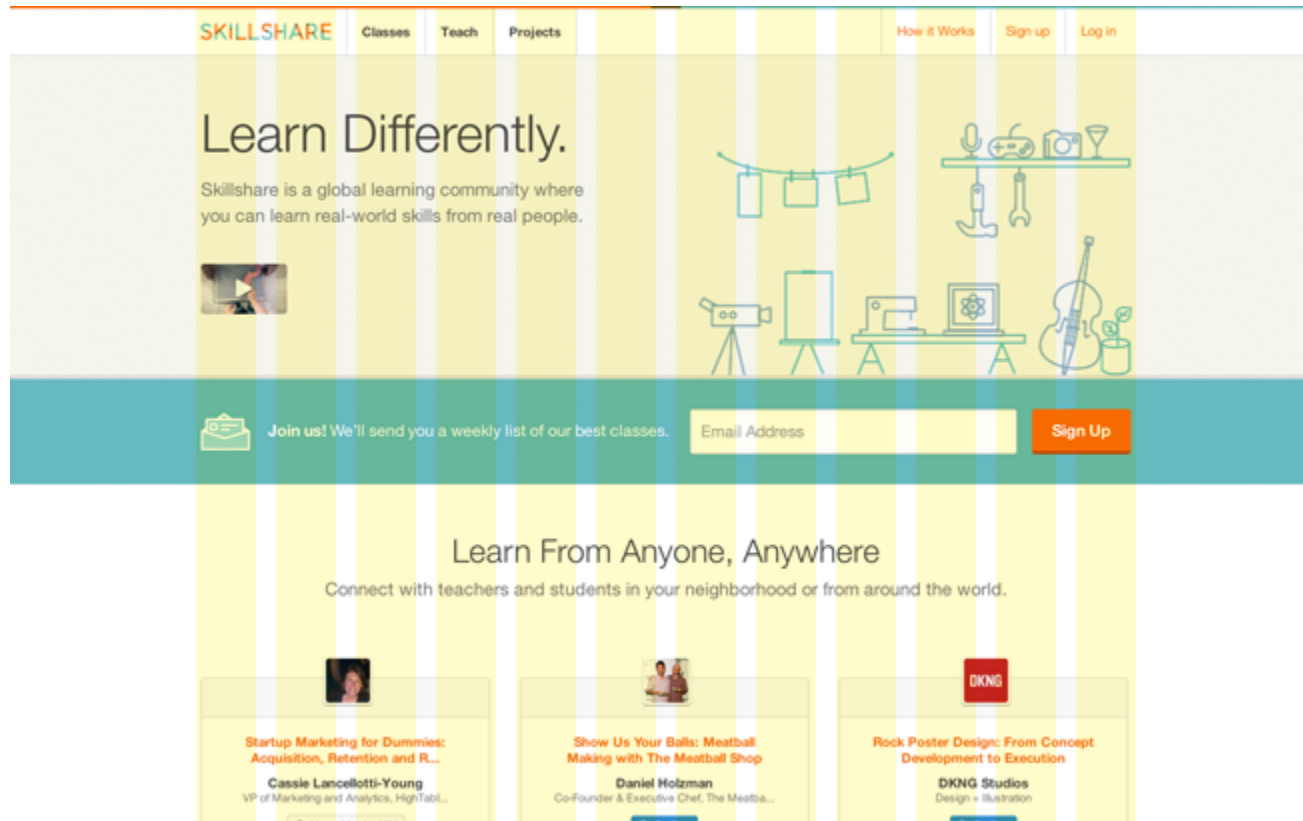
Rock Poster Design: From Concept Development to Execution

DKNG Studios
Design + Illustration

Online


Example 1

SkillShare



Example 1

Skillshare

 [Explore GitHub](#) [Search](#) [Features](#) [Blog](#) [Sign in](#)

Build software better, together.

Powerful collaboration, review, and code management for open source and private development projects.

Tip: use at least one number and at least 7 characters.
By clicking on "Sign up for free" below, you agree to the [Terms of Service](#) and the [Privacy Policy](#).
[Sign up for free](#)
[See plans and pricing](#)



Great collaboration starts with communication.

Review changes, comment on lines of code, report issues, and plan the future of your project with [flexible discussion tools](#).



Manage and contribute from all your devices.

Native clients for [Mac](#), [Windows](#), and [mobile](#) devices allow you to stay involved with your projects from anywhere.

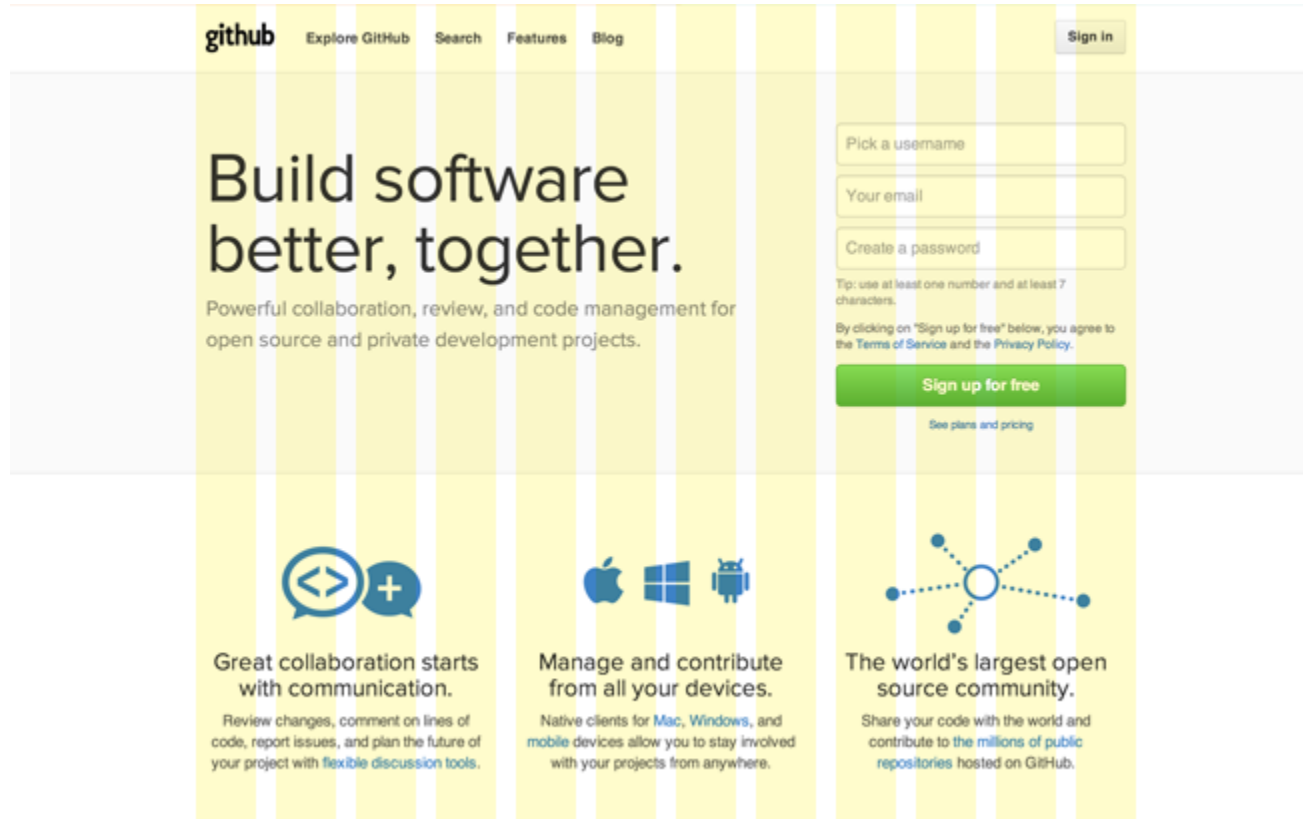


The world's largest open source community.

Share your code with the world and contribute to [the millions of public repositories](#) hosted on GitHub.

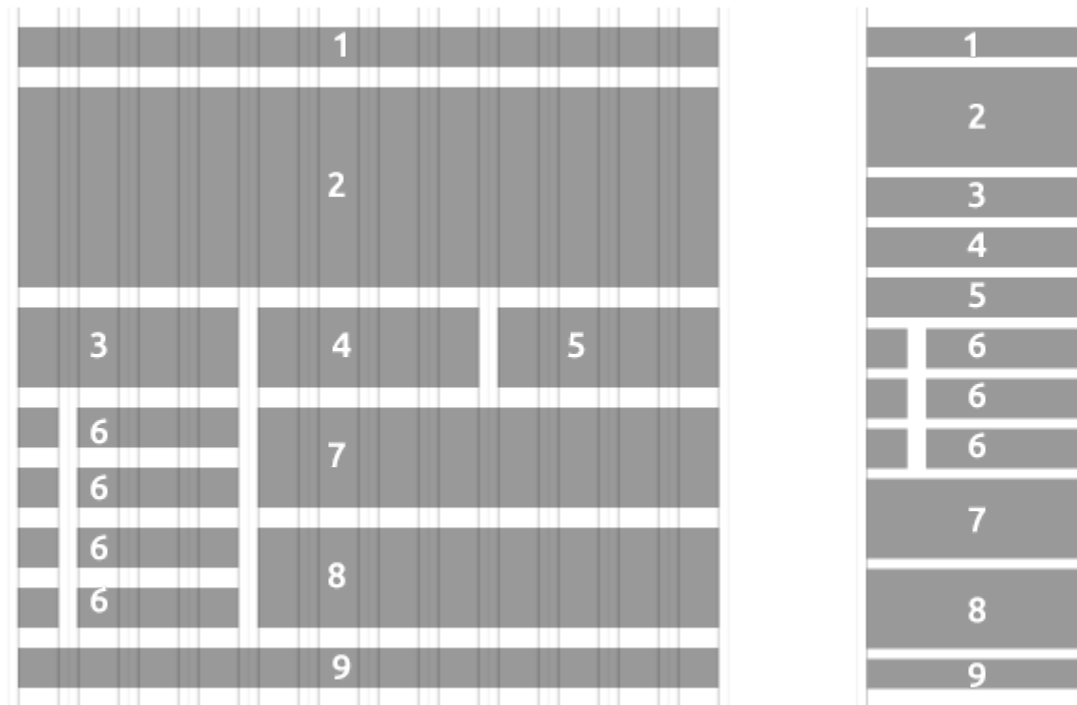
Example 2

GitHub



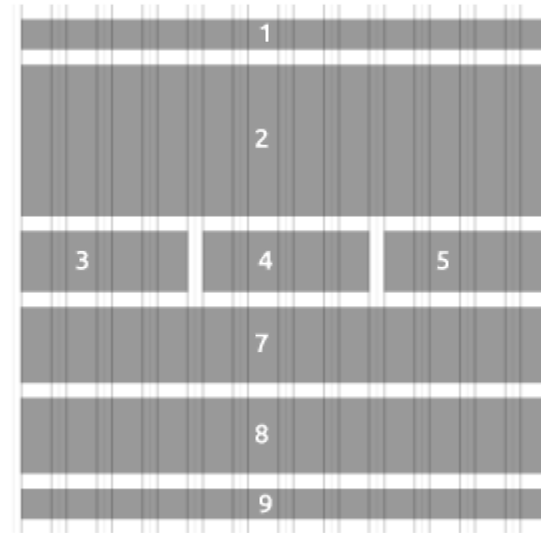
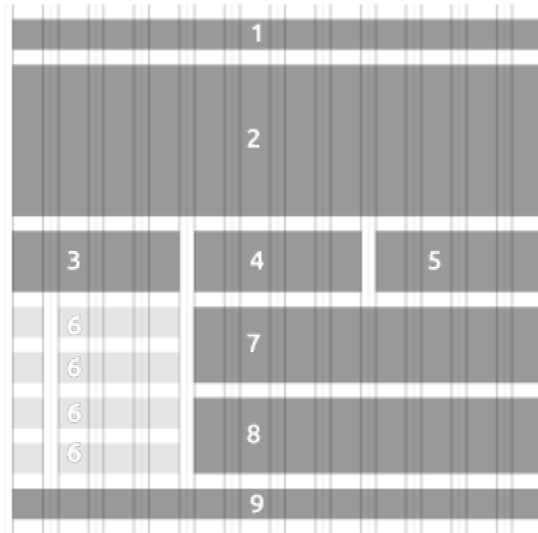
Example 2

GitHub

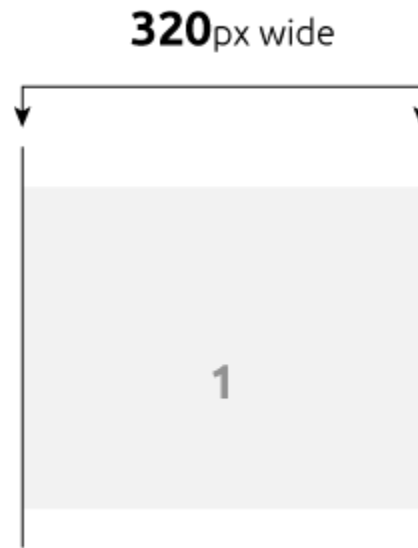


Prepare

Content Prioritisation



Think in
Modules

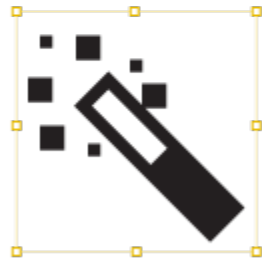


6


2

1

Start with
Mobile

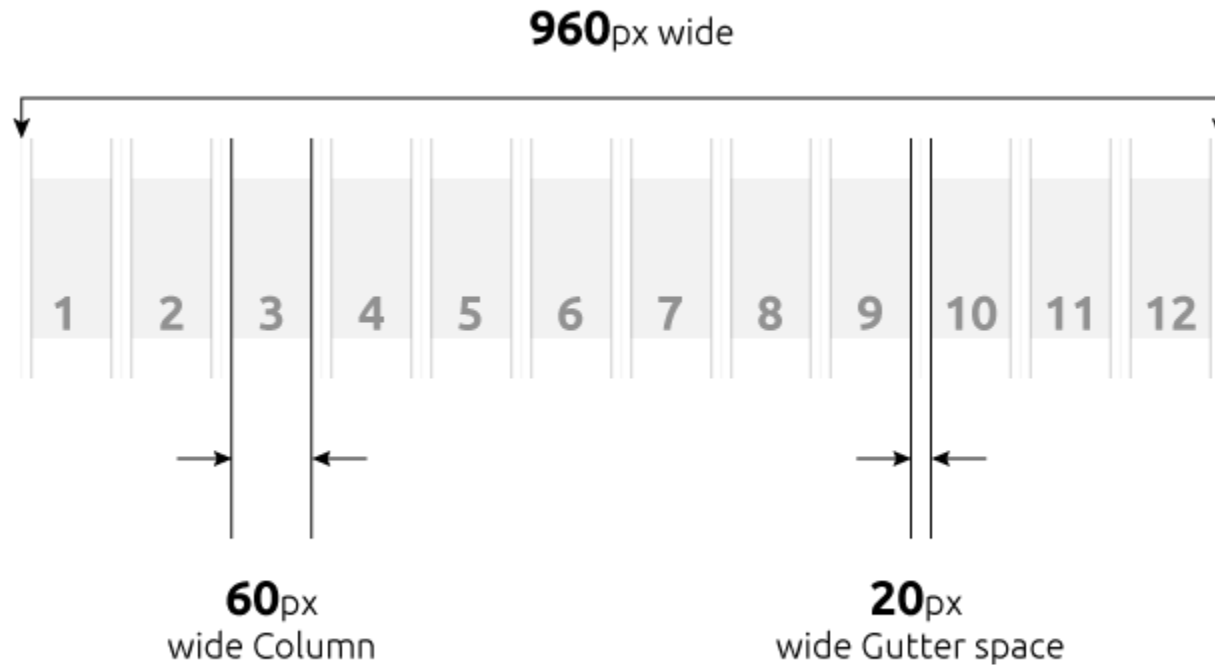


Noramal



Retina @2x

Prepare graphics for
Retina Display



Design for Desktop using
960px wide Grid

In a nutshell

Synopsis

- Top preference to a 12 Column Grid
- Understand Layouts using Grid Structure
- Get your Content Prioritisation right
- Think in Modules
- Start first with Mobile
- Prepare graphics for Retina display
- Use 960px wide grid as a default

.... Hope this helps! Happy Designing! :)