

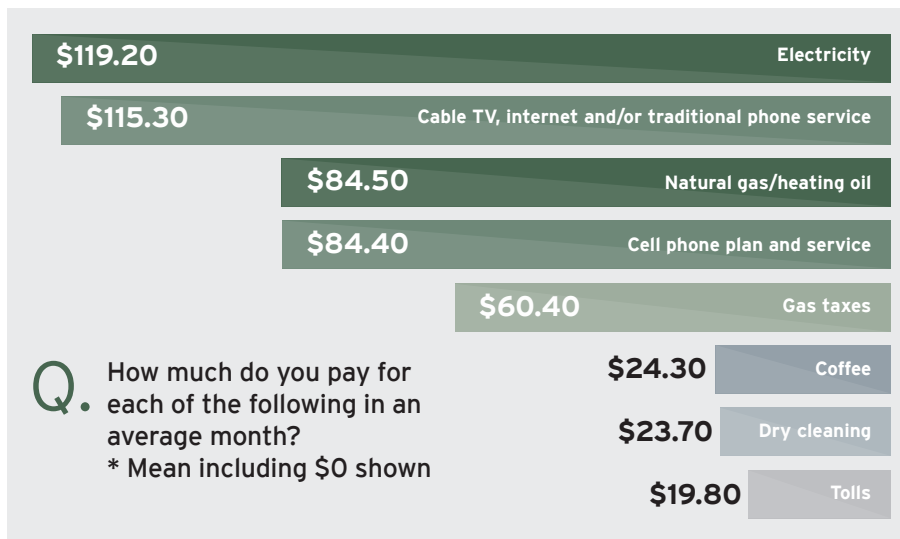
THE TIME FOR TOLLS IS NOW

More Americans prefer transportation tolls than taxes, other funding options

HNTB Corporation's America THINKS survey takes a fresh look at tolls: a revenue source previously most popular before the advent of the gas tax. The findings show most Americans support tolls on roads and bridges to generate transportation revenue, and in fact, more than 7 in 10 (71 percent) drivers would be willing to pay a higher toll fare on a road or highway in order to save travel time.

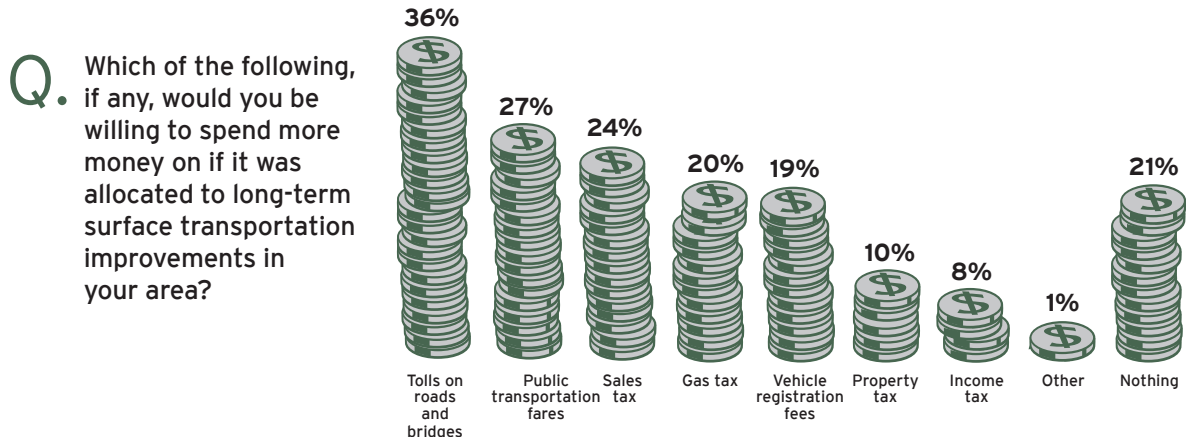
USERS UNDERINVESTING IN A CRITICAL UTILITY

While more than 3 in 5 (63 percent) Americans feel the nation can no longer build its way out of traffic congestion, the nation continues to underinvest, facing an \$846 billion shortfall in funding for road and surface upkeep by 2020, according to the American Society of Civil Engineers. On average, Americans said they think they pay less every month in gas taxes and tolls than other utilities.



MORE AMERICANS PREFER TOLLS

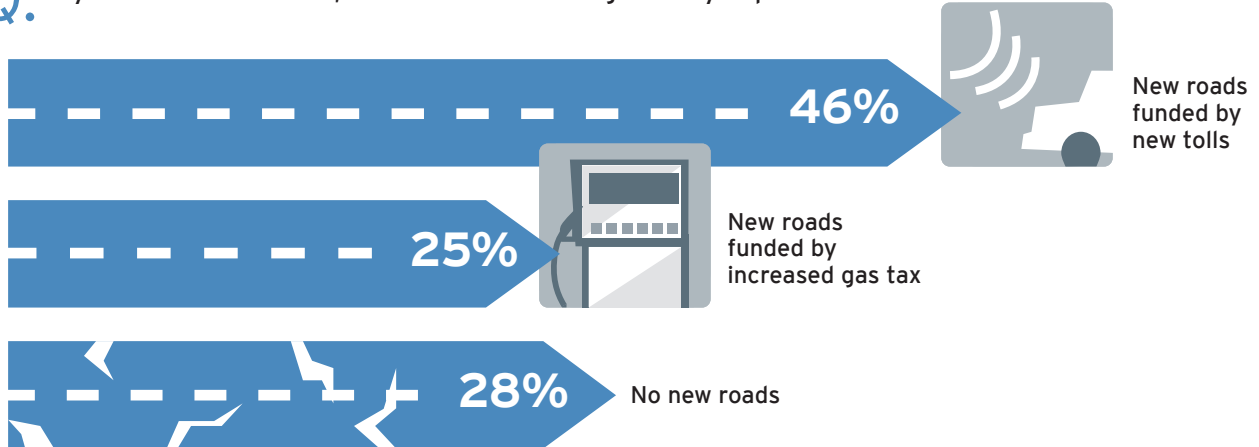
When presented with a choice between tolls and other forms of transportation funding, more than 4 in 10 (43 percent) Americans would be most willing to back more tolls rather than these other forms of additional funding to maintain existing roads, bridges and tunnels in their area, as well as build new ones, over the next 10 years. More Americans also choose tolls over other forms of funding if they would be allocated to long-term surface transportation improvements in their area.



TAXES, TOLLS OR NO NEW ROADS

When given a choice, nearly half (46 percent) of Americans prefer new roads funded by new tolls over new roads funded by increased gas taxes (25 percent) or no new roads (28 percent).

Q. If you had to select one, which of the following would you prefer?



ANY WAY YOU SLICE THE SURFACE TRANSPORTATION PIE

Even when looking at individual types of transportation facilities, tolling emerges as the primary choice by more Americans, and a clear majority would rather see them funded by either increased tolls or gas taxes than eliminated altogether.

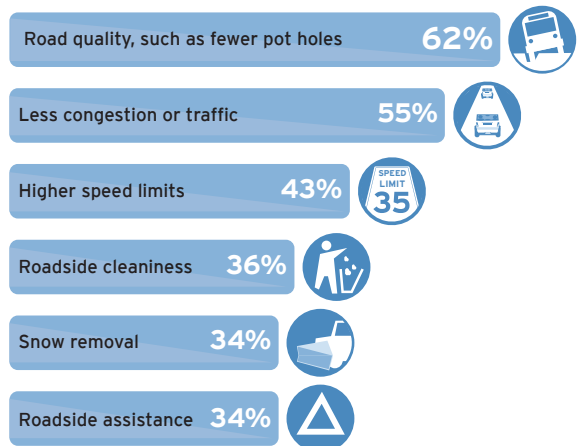
Q. Please indicate if you think each of the following transportation structures should be funded by increased gas taxes or tolls, or if they should be eliminated altogether.

	Increased tolls	Increased gas taxes	Increased tolls or gas taxes (NET)	Eliminate altogether
Major bridges	61%	22%	82%	18%
Travel across international borders by vehicle	59%	16%	74%	26%
Major tunnels	58%	18%	77%	23%
Travel across state borders by vehicle	52%	20%	72%	28%
Interstate highways	50%	30%	81%	20%
State highways	46%	33%	79%	21%

TAKING TOLLS, MAKING EXPECTATIONS HIGHER

Among the nation's drivers, more than 8 in 10 (86 percent) are willing to pay tolls. With that price of admission comes an expectation of better driving conditions. In fact, more than 9 in 10 Americans (93 percent) expect tolled roads to be better than non-tolled roads.

Q. In which of the following ways, if any, would you generally expect tolled roads to be better than non-tolled roads?



HNTB's America THINKS tolling survey polled a random nationwide sample of 1,000 Americans Jan. 24-30, 2013. It was conducted by Kelton Research, which used an e-mail invitation and online survey. Quotas were set to ensure reliable and accurate representation of the total U.S. population ages 18 and over. The margin of error is +/- 3.1 percent. For more information, visit www.hntb.com or contact John O'Connell, (816) 527-2383, joconnell@hntb.com.