



# SmartCap

**A Cap Table Management Application**

# SmartCap

The complete solution for managing rounds of financing and employee options from the founding of your company to the exit.



# Why SmartCap?

- » Access cap table online
- » Waterfall calculations
- » Powerful analysis tools
- » Option grant management
- » Document Management
- » Multiple views
- » Multiple user and multiple company access
- » Segregate access on a per-user basis
- » Export to Excel

# Access Approved and Working Versions of Cap Tables ONLINE

CAP TABLES

  
New Cap Table

  
Help

Spectrum Images 





OFFICIAL CAP TABLE 

DESCRIPTION	LAST MODIFIED
Cap Table For Spectrum Images - Approved	05-May-2013 04:58 PM

ADDITIONAL CAP TABLES 

DESCRIPTION	LAST MODIFIED	ACTIONS
Cap Table for Spectrum Images x2	20-Mar-2013 10:26 AM	make official cap table
share price test	10-Dec-2012 05:02 PM	make official cap table
Spectrum Images Waterfall Example	10-Dec-2012 05:04 PM	make official cap table
Updated Cap Table for Spectrum Images	10-Dec-2012 05:03 PM	make official cap table

# Waterfalls

Waterfalls are calculated based on purchase price and include key details such as transaction costs, carve outs, debt, security preferences, etc. Payout details are available on a security and/or holder level. Details of calculations are available in the Waterfall Details screen.

LATEST EVENT:					POST EVENT: 15-MAR-13 MARCH 2013 CONVERTIBLE DEBT ISSUANCE (NON-DILUTED)		POST EVENT: 15-MAR-13 MARCH 2013 CONVERTIBLE DEBT ISSUANCE (FULLY-DILUTED)		WATERFALL: 20-MAY-15	
March 2013 Convertible Debt Issuance (▼)										
TYPE	CLASS	AMOUNT INVESTED	PRE-MONEY	SHARE PRICE	SHARES	%	SHARES	%	PROCEEDS	%
Common	+ Common Stock				1,500,000	14.5631%	1,500,000	9.6379%	5,338,265.01	7.6261%
Convertible	+ Convertible NOtes MARCH 2013 <a href="#">details</a>	2,000,000		0.000000	-	-	0	0.0000%	2,523,397.26	3.6049%
Option	+ Options				-	-	4,543,625	29.1939%	7,098,638.27	10.1409%
Preferred	- Series A Preferred Stock <a href="#">details</a>	2,000,000		1.250000	1,600,000	15.5340%	1,600,000	10.2804%	7,472,779.48	10.6754%
	<a href="#">Investor A-1</a>	1,250,000		1.250000	1,000,000	9.7087%	1,000,000	6.4252%	4,670,487.17	6.6721%
	<a href="#">Investor A-2</a>	750,000		1.250000	600,000	5.8252%	600,000	3.8551%	2,802,292.30	4.0033%
Preferred	+ Series B Preferred Stock <a href="#">details</a>	4,000,000		1.250000	3,200,000	31.0680%	3,200,000	20.5608%	17,111,038.41	24.4443%
Warrants	+ Series B Warrants				-	-	320,000	2.0561%	1,486,066.49	2.1230%
Preferred	+ Series C Preferred Stock <a href="#">details</a>	8,000,000		2.000000	4,000,000	38.8350%	4,000,000	25.7010%	27,893,514.38	39.8479%
Warrants	+ Series C Warrants				-	-	400,000	2.5701%	1,857,583.11	2.6537%
Total Amount Invested		16,000,000			10,300,000	100%	15,563,625	100%	70,781,282.39	100%
	Net Purchase Price	70,000,000								
	Transaction Costs	2,000,000								
	Debt	1,000,000								
	Management Carve Out	2,000,000								
	Sale Price	75,000,000								

# What-if Scenarios

Determine the dilution effects of new financing events. Calculate by valuation or ownership.

LATEST EVENT:

March 2013 Convertible Debt Issuance (▼)



POST EVENT: 15-MAR-13  
MARCH 2013  
CONVERTIBLE  
DEBT ISSUANCE  
(NON-DILUTED)

POST EVENT: 15-MAR-13  
MARCH 2013  
CONVERTIBLE DEBT  
ISSUANCE  
(FULLY-DILUTED)

POST WHAT IF

TYPE	CLASS	AMOUNT INVESTED	PRE-MONEY	SHARE PRICE	SHARES	%	SHARES	%	SHARES	%
Common	+ Common Stock				1,500,000	14.5631%	1,500,000	9.6379%	1,500,000	4.2835%
Convertible	+ Convertible NOtes MArch 2013 <a href="#">details</a>	2,000,000		0.000000	-	-	0	0.0000%	0	0.0000%
Option	+ Options				-	-	4,543,625	29.1939%	4,543,625	12.9751%
Preferred	- Series A Preferred Stock <a href="#">details</a>	2,000,000		1.250000	1,600,000	15.5340%	1,600,000	10.2804%	1,600,000	4.5691%
	<a href="#">Investor A-1</a>	1,250,000		1.250000	1,000,000	9.7087%	1,000,000	6.4252%	1,000,000	2.8557%
	<a href="#">Investor A-2</a>	750,000		1.250000	600,000	5.8252%	600,000	3.8551%	600,000	1.7134%
Preferred	+ Series B Preferred Stock <a href="#">details</a>	4,000,000		1.250000	3,200,000	31.0680%	3,200,000	20.5608%	3,200,000	9.1381%
Warrants	+ Series B Warrants				-	-	320,000	2.0561%	320,000	0.9138%
Preferred	+ Series C Preferred Stock <a href="#">details</a>	8,000,000		2.000000	4,000,000	38.8350%	4,000,000	25.7010%	4,000,000	11.4226%
Warrants	+ Series C Warrants				-	-	400,000	2.5701%	400,000	1.1423%
	Series D	20,000,000	16,000,000	1.028038					19,454,531	55.5556%
Total Amount Invested		36,000,000			10,300,000	100%	15,563,625	100%	35,018,156	100%



# Option Management

Allows you to view vested and unvested, exercised and expired options, as well as exercise the options or put back into the pool.

OPTIONS

VIEW OPTION GRANT DETAIL AS OF

6-May-2013

Options will be calculated when date is changed.

Options history

TOTAL OPTIONS IN POOL		350,168	15,842	9,000	0	591,000		
EMPLOYEE NAME	GRANT DATE	VESTED OPTIONS	UNVESTED OPTIONS	EXERCISED OPTIONS	EXPIRED OPTIONS	TOTAL OPTIONS GRANTED		
Alex Hamilton	1-Jan-2011	5	5	0	0	10	Exercise	Expire
<div><div>Exercise Date: 05/06/2013</div><div>Number of Options to Exercise:</div><div>Converts Into:</div><div>Remaining Options, if any: <input checked="" type="radio"/> Keep as is <input type="radio"/> Expire</div><div>Submit Cancel</div></div>								
Alex Hamilton	2-Nov-2006	0	6,000	9,000	0	15,000	Exercise	Expire
Alex Hamilton	2-Nov-2006	15,000	0	0	0	15,000	Exercise	Expire
Alex Hamilton	1-Mar-2002	25,163	4,837	0	0	30,000	Exercise	Expire
Benchmark Capital	15-Feb-2009	20,000	0	0	0	20,000	Exercise	Expire
Boom Gasper	1-Jan-2013	20,000	5,000	0	0	25,000	Exercise	Expire
Boyd Tinsley	2-Nov-2006	25,000	0	0	0	25,000	Exercise	Expire
Brandon Podel	15-Feb-2009	15,000	0	0	0	15,000	Exercise	Expire
Carter Beauford	2-Nov-2006	30,000	0	0	0	30,000	Exercise	Expire

# Option Details

Drill down into more granular details of option holders. Agreements can be stored in the cap table.

TYPE	CLASS	AMOUNT INVESTED	PRE-MONEY	SHARE PRICE	SHARES	%	SHARES	%
Convertible Option	<div><div>+</div> Convertible Debt 2.75% - 5/13 Options</div>	500,000		2.000000	-	-	250,000	5.4348%
	<div><div>-</div> Alex Hamilton</div>			1.250000	-	-	60,000	1.3043%
	<div><div>-</div> Benchmark Capital</div>			1.500000	-	-	20,000	0.4348%
	<div><div>-</div> Boyd Tinsley</div>			1.250000	-	-	25,000	0.5435%
	<div><div>-</div> Brandon Podel</div>			1.500000	-	-	15,000	0.3261%
	<div><div>-</div> Carter Beauford</div>			1.250000	-	-	30,000	0.6522%
	<div><div>-</div> Farid Naib</div>							
	<div><div>-</div> Gabe Lincoln</div>							
	<div><div>-</div> Jamie Madison</div>							
	<div><div>-</div> Jump Start Capital Partners</div>							
	<div><div>-</div> Leroi Moore</div>							
	<div><div>-</div> Maggie Washington</div>							
	<div><div>-</div> Renaissance Capital Partners</div>							
	<div><div>-</div> Stephan Lessard</div>							
	<div><div>-</div> Trinity Ventures</div>							
	<div><div>-</div> Unissued</div>							
Preferred	<div><div>+</div> Series A Preferred</div>							
Preferred	<div><div>+</div> Series B Preferred</div>							
Preferred	<div><div>+</div> Series C Shares</div>							
Warrants	<div><div>+</div> Warrants</div>							

OPTION GRANT DETAILS: 5/1/12

OPTION GRANTS ISSUED AS OF 05/01/2012

01-Jan-11, 10 shares (with linked option grant)

02-Nov-06, 15000 shares (with linked option grant)

02-Nov-06, 15000 shares (with linked option grant)

01-Mar-02, 30000 shares (with linked option grant)

EQUITY INFORMATION

Total Number of Shares60010

OPTION GRANT

TitleA Hamilton 2002 Founders Options

Holder NameAlex Hamilton

Grant Date01-Mar-02

Number of Shares30000

Notes

Option Strike1.25

Vesting TypeStraight Line

Option Vested on Grant Date0

Final Vesting Date06/30/2015

Option Maturity1-Mar-07

ATTACHMENTS

16-Oct-12 04:11 PM

A Hamilton 2002 Founders Options

Stock Option Agreement.pdf

Document Storage is stored right in the cap table.



# Preferred Stock Details

## CAP TABLE CLASS DETAILS: SERIES A PREFERRED

### CLASS INFORMATION

Company	Spectrum Images
Class Name	Series A Preferred
Type	Preferred

### PREFERRED STOCK DETAILS

Title	Series A Non-Participating Preferred
Round	A
Currency	USD
Amount	1000000
Pre Money Valuation	1300000
Num Shares	1,000,000
Share Price	1
Share Desc	Series A Preferred
Closing Date	08-Jun-04
Dividend	Yes
Dividend Rate	8.000
Dividend Convertible	Yes
Dividend Converts At	Company Option
Liquidation Pref	Yes
Liquidation Rate	2.00
Participating	No
Other	Includes Accumulated Dividends. Req

### LEGAL RIGHTS

Drag Along	Yes	Common Stock Gets Dragged Along
Registration	Yes	Demand, piggyback S3
Voting Rights	Yes	
Preemptive Rights	Yes	
First Refusal	Yes	
Board Seats	Yes	Preferred A gets 2, Common gets 2, 1 Independent
Option Refresh	No	

### ATTACHMENTS

16-Oct-12 04:11 PM ET Phil Connors	Termsheet  Stock Purchase Agreement.pdf
16-Oct-12 04:11 PM ET Phil Connors	Schedules to Purchase Agreement.pdf  Schedules to Purchase Agreement.pdf
16-Oct-12 04:11 PM ET Phil Connors	ROFR and Co-Sale Agreement.pdf  ROFR and Co-Sale Agreement.pdf
16-Oct-12 04:11 PM ET Phil Connors	Amendment to Op Agreement.pdf  Amendment to Op Agreement.pdf
16-Oct-12 04:11 PM ET John Davis	Exhibit A.pdf  Exhibit A.pdf
16-Oct-12 04:11 PM ET John Davis	Exhibit B.pdf  Exhibit B.pdf
16-Oct-12 04:11 PM ET John Davis	Exhibit C.pdf  Exhibit C.pdf

# Event Driven

See what your cap table looked like at different points of time and rounds of financing at a simple click of the button.

- Additional sorting includes multiple views including **view by event**, **view by class**, and **view by holder**.

LATEST EVENT:										POST EVENT: 01-MAY-12 SERIES C FINANCING (NON-DILUTED)	POST EVENT: 01-MAY-12 SERIES C FINANCING (FULLY-DILUTED)		
<div>Series C Financing (01-May-12) ▼</div> <div>Series C Financing (01-May-12)</div> <div>June 2011 Options (30-Jun-11)</div> <div>May 2010 Convertible Notes &amp; Warrants (14-May-10)</div>													
TY	AMOUNT INVESTED			PRE-MONEY		SHARE PRICE	SHARES	%	SHARES	%			
Co	Series B (15-Feb-09)	ails	500,000			2.000000	-	-	250,000	5.4348%			
Or	Options Granted Nov 2006 (02-Nov-06)						-	-	600,000	13.0435%			
Pr	Series A (08-Jun-04)	ails	1,000,000	1,300,000	1.000000	1,000,000	23.2558%		1,000,000	21.7391%			
Pr	Founding (01-Mar-02)												
Pr	Preferred	+ Series B Preferred	5,000,000	8,500,000	2.500000	2,000,000	46.5116%		2,000,000	43.4783%			
Pr	Preferred	+ Series C Shares	5,000,000		10.000000	500,000	11.6279%		500,000	10.8696%			
W	Warrants	+ Warrants					-	-	250,000	5.4348%			
Total Amount Invested			11,500,000			4,300,000	100%		4,600,000	100%			

# View by Event

You can view your cap table in a traditional spreadsheet view, View by Event, or use the DocDep designs of views of by Class and by Holder to make the most of the SmartCap functionality.

LATEST EVENT: Series C Financing (01-May-12) ▼													
		1-MAR-02 FOUNDING			8-JUN-04 SERIES A			15-FEB-09 SERIES B			14-MAY-10 MAY 2010 CONVERTIBLE NOTES 8		
	OPTIONS	COMMON STOCK	AMT INVEST	SHARE PRICE	SERIES A PREFERRED <a href="#">DETAILS</a>	AMT INVEST	SHARE PRICE	SERIES B PREFERRED <a href="#">DETAILS</a>	AMT INVEST	SHARE PRICE	CONVERTIBLE DEBT 2.75% - 5/13 <a href="#">DETAILS</a>	AMT INVEST	SHARE PRICE
	600,000	800,000			1,000,000	1,000,000	1.000000	2,000,000	5,000,000	2.500000	250,000	500,000	2.000000
Jump Start Capital Partners	30,000				200,000	200,000	1.000000	200,000	500,000	2.500000			
Carter Beauford	30,000												
Boyd Tinsley	25,000												
Leroi Moore	25,000												
Stephan Lessard	20,000												
Brandon Podel	15,000							100,000	250,000	2.500000			
Alex Hamilton	60,010												
Gabe Lincoln	13,000												
Jamie Madison	22,000												
Maggie Washington	10,000												
Trinity Ventures	20,000				200,000	200,000	1.000000	400,000	1,000,000	2.500000			
Benchmark Capital	20,000							400,000	1,000,000	2.500000			
Renaissance Capital Partners	25,000	100,000											
Farid Naib	15,000							100,000	250,000	2.500000			
Jeff Ament											20,000	40,000	2.000000
Boom Gasper											15,000	30,000	2.000000
Stanley Goodspeed					150,000	150,000	1.000000						
Mike McCready					150,000	150,000	1.000000				35,000	70,000	2.000000
Stone Gossard											30,000	60,000	2.000000
DDC Capital Investors					300,000	300,000	1.000000	800,000	2,000,000	2.500000	125,000	250,000	2.000000
Matt Cameron											25,000	50,000	2.000000
Unissued	269,990	700,000											

# View by Class

LATEST EVENT:								
cleanup of options 2 (01-Jan-11)			POST EVENT: 01-JAN-11 CLEANUP OF OPTIONS 2 (NON-DILUTED)			POST EVENT: 01-JAN-11 CLEANUP OF OPTIONS 2 (FULLY-DILUTED)		
TYPE	CLASS	AMOUNT INVESTED	PRE-MONEY	SHARE PRICE	SHARES	%	SHARES	%
Common	+ Common Stock				10,000.0000	0.2447%	10,000.0000	0.4934%
Convertible	+ Convertible Debt <a href="#">details</a>	1,000,000		1.650000	-	-	606,060.6061	29.9059%
Option	- Options				-	-	510,500.0000	25.1905%
	<a href="#">Farid Naib</a> <a href="#">details</a>			12.000000	-	-	15.0000	0.0007%
	<a href="#">Juan Gonzalez</a> <a href="#">details</a>			12.000000	-	-	115.0000	0.0057%
	<a href="#">Ryan Maloney</a> <a href="#">details</a>			0.000000	-	-	100.0000	0.0049%
	Unissued				-	-	510,270.0000	9.8063%
Option	+ options 2				-	-	0.0000	0.0000%
Preferred	- Series A <a href="#">details</a>	1,000,000	1,000,000	10.000000	100,000.0000	2.4468%	100,000.0000	4.9345%
	<a href="#">Benchmark Capital</a>	1,000,000		10.000000	100,000.0000	2.4468%	100,000.0000	4.9345%
Preferred	+ Series B <a href="#">details</a>	10,000,000	15,000,000	12.500000	800,000.0000	19.5746%	800,000.0000	39.4758%
Total Amount Invested		12,000,000			4,086,923.0770	100%	2,026,560.6061	100%

# View by Holder

LATEST EVENT: cleanup of options 2 (01-Jan-11) ▼					POST EVENT: 01-JAN-11 CLEANUP OF OPTIONS 2 (NON-DILUTED)		POST EVENT: 01-JAN-11 CLEANUP OF OPTIONS 2 (FULLY-DILUTED)	
NAME	TYPE	AMOUNT INVESTED	SHARE PRICE	PRE-MONEY	SHARES	%	SHARES	%
<b>Benchmark Capital</b>	Common Stock Options <a href="#">details</a>	1,000,000	0.000000 12.000000		100,000.0000	2.4468%	100,000.0000	1.9218%
<b>Farid Naib</b>					8,000.0000	0.1957%	8,015.0000	0.1540%
Common		0			8,000.0000	0.1957%	8,000.0000	0.1537%
Option					-	-	15.0000	0.0003%
	Convertible Debt Series B <a href="#">details</a>	11,000,000	1.650000 12.500000		800,000.0000	19.5746%	1,406,060.6061	27.0215%
<b>FNX Tech Capital Advisors Fund</b>								
Convertible		1,000,000			-	-	606,060.6061	11.6472%
Preferred		10,000,000		15,000,000	800,000.0000	19.5746%	800,000.0000	15.3743%
<b>Juan Gonzalez</b>					0.0000	0.0000%	115.0000	0.0022%
<b>Ryan Maloney</b>					0.0000	0.0000%	100.0000	0.0019%
Unissued		5,325,000			3,178,923.0770	77.7828%	3,689,193.0770	70.8985%
<b>Total Amount Invested</b>		<b>22,325,000</b>		<b>Total Equity</b>	<b>4,086,923.0770</b>	<b>100%</b>	<b>5,203,483.6831</b>	<b>100%</b>



# Exportable to Excel

View By Class: Option Grants 2012 (30-Jun-12)

Voting Shares
PRE-EVENT
ACCRUED INTEREST

Waterfall...
What If...
Option Details

LATEST EVENT: Option Grants 2012 (30-Jun-12)

POST EVENT: 30-JUN-12  
 OPTION GRANTS 2012  
 (NON-DILUTED)

POST EVENT: 30-JUN-12  
 OPTION GRANTS 2012  
 (FULLY-DILUTED)

TYPE	CLASS	AMOUNT INVESTED	PRE-MONEY	SHARE PRICE	SHARES	%	SHARES	%
Common	Common Stock				15,000,000	50.0000%	15,000,000	49.9833%
Option	Options						10,000	0.0333%
Preferred								33.3222%
Preferred								16.6611%
								100%


  


Type	Class	Amount Invested	Pre-Money	Share Price	Non-Diluted Shares	%	Fully-Diluted Shares	%
Common	Common Stock			0.00	15,000,000	50.0000%	15,000,000	49.9833%
	Founder 1	0		0.00	15,000,000	50.0000%	15,000,000	49.9833%
Option	Options			0.00			10,000	0.0333%
	Employee A			5.00			1,000	0.0033%
	Employee B			5.00			1,000	0.0033%
	Employee C			5.00			1,000	0.0033%
	Employee D			10.00			500	0.0017%
	Employee E			10.00			500	0.0017%
	Employee F			10.00			500	0.0017%
	Founder 1			5.00			5,000	0.0167%
	Investor 2			1.00			50	0.0002%
	Unissued						450	0.0015%
Preferred	Series A Preferred	10,000,000		1.00	10,000,000	33.3333%	10,000,000	33.3222%
	Investor 1	10,000,000		1.00	10,000,000	33.3333%	10,000,000	33.3222%
Preferred	Series B Preferred	10,000,000	10,000,000	2.00	5,000,000	16.6667%	5,000,000	16.6611%
	Investor 2	10,000,000		2.00	5,000,000	16.6667%	5,000,000	16.6611%
	Total Amount Invested	20,000,000			30,000,000	100%	30,010,000	100%





# Multiple Company Access (Pro for Investors)



CAP TABLES


  
New Cap Table

  
New Company


  
Help


GlobalReach Telecommunications Inc. 


  
GLOBALREACH TELECOMMUNICATIONS INC. 


DESCRIPTION	LAST MODIFIED	ACTIONS
Non Convertible Interest test	10-Dec-2012 05:09 PM	 Official Cap Table
New Cap Table	01-May-2013 11:49 AM	make official cap table


Listed below are additional company entities managed by GlobalReach Telecommunications Inc.. Each entity has its own SmartCap-related settings.


ALIGN 

 COMPANY SETTINGS

DESCRIPTION	LAST MODIFIED	ACTIONS
Cap Table for Align	27-Mar-2013 11:20 AM	 Official Cap Table

BMI TRUCING CO. 

 COMPANY SETTINGS

DESCRIPTION	LAST MODIFIED	ACTIONS
Cap Table for BMI Trucing Co.	10-Dec-2012 05:09 PM	 Official Cap Table
Cap Table for BMI Trucing Co. 2	26-Apr-2013 10:13 AM	make official cap table

Organization. Workflow. Communication.

www.DocDep.com

# Easily Create

CAPTABLE WIZARD

1

Classes and Securities

2

Equity Holders

3

Equity Event and Allocations

1

Classes and securities are the types of financing or tock that makes up your Cap Table, such as Common Stock, Options, and Preferred Stock. Populate form to create a Class of Stock.

CLASS INFORMATION

Company	Docdep
Class Name *	
Type *	
Voting	<input checked="" type="radio"/> No <input type="radio"/> Yes
Notes	

Save Class

Save And New

Cancel And New

# What version of SmartCap is *right for you?*

SmartCap	Basic	Pro	Pro for Investors
Unlimited Equity Holders	✓	✓	✓
Document Storage	✓	✓	✓
Manages all Security Types	✓	✓	✓
Export to Excel	✓	✓	✓
Multiple Views	✓	✓	✓
What-if Scenarios		✓	✓
Accrued Interest Calculations		✓	✓
Waterfall Analysis		✓	✓
Waterfall Detail Sheets		✓	✓
Option Grant Management		✓	✓
Multiple Company Setup			✓
Phone/Email/Forum Support	✓	✓	✓
Listed pricing is annual.	FREE	\$300	\$1,000

Get a quick demo now, watch our [Demo Video](#) of SmartCap

# About DocDep

DocDep is a SaaS company that offers applications and support to companies that are looking to improve their organization, workflow processes and develop better communications.

Our applications are specifically designed to assist growing and developing companies and actively investing firms obtain a good governance premium by staying ready, organized and transparent. Application development is driven by the alternative investment industry.

All applications are

- ✓ Easy to use and to administer
- ✓ Able to be branded with your identity
- ✓ Access settings on a user by user basis
- ✓ Cloud based with SSAE16 SOC2 certified hosting facilities
- ✓ Secure, with all data encrypted and with document management following DOD guidelines

# DocDep Security



## DocDep protects your critical data

- ✓ SSAE16 SOC2 (formerly SAS 70) certified hosting
- ✓ 256-bit digital encryption
- ✓ DOD standards for document management
- ✓ Stored in two data centers in 2 power grids

**DocDep applications include disaster recovery and business continuity services**

# Radarr SmartFile

Filing for single company uses. File all important company information in Radar. Integrates with SmartCap.

**SMARTFILE:** Sort: By Company By Type ▼ Expand All Collapse All

- + FNX
  - + Board Packages
  - + Board Resolutions
  - + Budgets
  - + Capitalization Tables
  - + Convertible Notes
  - + Debt Documents
  - + Financial Reports
  - + HR Information
  - + Insurance Documents
  - + Interim Financial Reports
  - + Minutes
  - + Option Grants
  - + Other Documents
  - + Preferred Stock
  - + SEC and Blue Sky
  - + Structure Documents
    - + Bylaws
    - + Certificate of Incorporation
 

Date	Company	Type	Title		Com	Last Comment
19-Feb-10	FNX	Structure	Certificate of Incorporation1	0	0	
18-Mar-09	FNX	Structure	FNX Bylaws	1	2	Looks Good!
    - + Good Standing Certificate
    - + None Listed
    - + Shareholders Agreement



# Sonar Investment Manager

Filing for investment company use. File all important portfolio company information in Sonar. Integrates with SmartCap.

**INVEST DOC MANAGER** Invest Doc Views Create Invest Doc Matrix Views Investments

Expand All Collapse All Sort: By Investment By Type Filter By Status: Active

- ☒ **Black Keys Telecom Worldwide** investment details
- ☒ **FNX** investment details
- ☒ **Implied Communications** investment details
- ☒ **Six Revisions** investment details
  - ☒ **Board Packages**
  - ☒ **Board Resolutions**
  - ☒ **Debt Documents**
  - ☒ **Financial Reports**
  - ☒ **Insurance Documents**
  - ☒ **Interim Financial Reports**
  - ☐ **Preferred Stock**
- ☒ **Spectrum Images** investment details
  - ☒ **Audit File**
  - ☒ **Board Packages**
  - ☒ **Board Resolutions**
  - ☒ **Budgets**
  - ☒ **Capitalization Tables**
  - ☒ **Convertible Notes**
  - ☒ **Debt Documents**
  - ☒ **Financial Reports**
  - ☒ **HR Information**
  - ☒ **Insurance Documents**
  - ☒ **Interim Financial Reports**
  - ☒ **Investment Package**
  - ☒ **Minutes**
  - ☒ **Preferred Stock**

Date	Investment	Type	Title	<input checked="" type="checkbox"/>	Com	Last Comment
04-Oct-11	Spectrum Images	Preferred Stock	Preferred Stock	10	1	Seeing the inform
04-Oct-11	Spectrum Images	Preferred Stock	Series B Preferred Financing - \$2m of \$5m	6	0	
- ☒ **Structure Documents**
- ☒ **Unclassified From Email**

If you are interested in seeing additional functionality,  
or would like more information about DocDep,  
please contact us at [Sales@DocDep.com](mailto:Sales@DocDep.com) or 800.872.9394 or  
check us out on the web at [www.DocDep.com](http://www.DocDep.com).

