



Smart System[®] 20/20

PROUDLY MADE IN THE U.S.A.



**The American-Made All-in-One
Smart System Visual Acuity System
with 22" Screen**

(shown here with optional Glare Testing Lights)



M&S holds U.S. Patents
7,354,155; 7,926,948; 8,419,184;
8,167,429; and 8,419,184.
Other patents pending.

*See reverse side for specific features
of the M&S Smart System 20/20.*

An Advanced Vision Testing System For Innovative Eyecare Professionals

The American-Made Smart System 20/20 computerized visual acuity and contrast sensitivity testing system offers the technological features needed to increase the quality of care you provide, streamline your practice and increase throughput.

Made in the USA with Pride – Designed and manufactured in Illinois, our 22" All-in-One System is precisely built with industrial-grade hardware. By engineering and manufacturing our own systems we can produce a product with a longer life-cycle, control the quality and quantity of the inventory and parts, and deliver fast and complete serviceability of each and every unit.

Peer-Reviewed and Science-Based Tests – No other company providing computerized visual acuity systems has more science behind the product than M&S. Used daily in over 65 universities and schools, our tests, algorithms and protocols have all been peer-reviewed and tested by key professionals and scientists in the industry. Our technology is calibrated to the ANSI and ISO specifications for vision testing and recognized by the FDA as an acceptable instrument for use in clinical trials.

Interface with other Industry Leaders – M&S has partnered with other industry leaders to provide seamless integration with auto-phoropter technologies and access to cutting-edge patient education options.



Unparalleled Technical Support and Customer Service – We take great pride in providing the best technical and customer support in the industry. Our experienced, U.S.-based personnel are dedicated to resolving issues quickly and professionally.

M&S[®]
TECHNOLOGIES

**The First Choice in
Vision Testing Systems**


1-877-225-6101
www.mstecheyes.com






NEW!

Smart System 20/20-P with Polarized Monitor – With this uniquely engineered 24" LED monitor and special glasses (included), tests like Enhanced Fixation Disparity, Distance Stereo and Binocular Balance can be performed quickly and accurately. Plus it works seamlessly with polarized lenses in the refractor. Now you can get all the advanced features of the Smart System with the added benefit of polarization!
Note: This is a 2-piece system; CPU comes included but separate. Not made in the USA.



Contrast Sensitivity Testing – Test your patients at the selectable cycles per degree using letters, our patented bullseye pattern or linear sine gratings. At the conclusion of the test, a graph will display the score relative to normative data (data collected and certified by Illinois College of Optometry). Research conducted by the University of Toronto and Hospital for Sick Children determined that the Smart System Letter Contrast Sensitivity protocol is as effective as the Pelli-Robson wall chart in diagnosing adults and children with contrast issues.




Glare Testing System (GTS) – The M&S GTS provides a consistent technology for measuring the impact of glare on a patient's vision. Carefully calibrated against existing methods of testing and validated by Nova Southeastern University, our GTS provides a consistency that can't be found in rechargeable incandescent systems or any other glare source on the market today. Installs easily and securely to the American-Made Smart System.

eEDTRS and ATS Protocols – Smart System EVA is approved for use in clinical trials by the JAEB center (Tampa, FL) utilizing the eEDTRS[™] and ATS protocols. Designed and developed by industry professionals, the eEDTRS protocol has become the standard in vision testing. Running eEDTRS on the Smart System allows for both BCVA testing as well as trial testing. Small and mobile, it saves time, space and unnecessary inconvenience at the investigator site.



This unique feature enables each user to create individual, custom settings on the Smart System and the input device so that each user can work with only their particular preferences and most-used tests. It also enables eye care professionals with sub-specialties to share the same Smart System without compromising exam room efficiency and throughput.



Auto-DVD play – With this feature, the user can access whatever is in the DVD drive directly from the remote control, wireless tablet or illuminated keypad. There's no waiting for the disk to spin-up, nor the need to select chapters or titles. Users can create their own patient education DVDs and play them on demand.

More Key Features and Functions:



- Allen Pictures
- Approved for Clinical Trials using eEDTRS
- Astigmatic Dial (Customizable)
- Blank Screen Control
- Color Vision Screening
- Crowding Bars
- Customizable input devices
- Cycling Lines
- Dancing Bear Fixation
- Dual View
- Enhanced Anaglyph Random Dot Stereo Testing (Customizable)
- Fixation Disparity
- Fixation Dot, Stimulus
- Full Randomization
- Glare Testing Kit (optional)
- HOTV
- LEA[®] Symbols and Numbers
- Low Vision Testing (eLVT) including: 20/3200 Optotype Sizing, Amsler Grid, Berkeley Rudimentary Vision Test, Circle Quadrant Test, Dynamic Visual Acuity, Low Vision Size Progression, Masked Low Vision, 1-Meter Testing, White Letters on Black Background

- Mirrored Lane Compatability
- Optotype Pointer
- Red/Blue Distance Stereo (Standard)
- Red/Green Duo-Chrome
- Secondary Calibration Distance
- Secondary Default Line
- Optotype Size to 20/1600
- Single Vertical and Horizontal Line
- Snellen and Sloan Letter Sets
- Three Lines Same Size Display
- Tumbling E's
- Upgrade capability
- User-Created JPG Screen Savers and Uploadable PPT Slide Shows
- Wireless Bluetooth Tablet input (Optional)
- Worth Four Dot
- Verhoeff's Circles

