



# Terje Lundaas

by Terje Lundaas



### About the designer:

Born in Oslo, Norway in 1949, Terje Lundaas studied art, craft and design at The Royal College of Art, where he earned a bachelor's degree in fashion. After spending many years designing at various levels in the fashion industry in Europe and the USA, he chose to expand his artistic pursuits to painting, sculpture and glass blowing. Over the last twenty years, he has become one of the most renowned glass artists in the world.




Currently, he designs and makes glass art for top hotels around the world including the The Breakers, The Hyatt Resort Waikiki and Ritz Carlton Hotels in addition to cruise lines such as Royal Caribbean Cruise International and Norwegian Cruise Line. His work is also carried in Neiman Marcus and featured on TV shows such as HGTV's Color Splash Miami and others. **Now is your chance to have Terje's work in your home with this exclusive and collectible Decorative Tiles line.**



*Terje Lundaas*  
by Terje Lundaas

## 18 SKUs



Designed and endorsed by the internationally renowned glass artist, Terje Lundaas, these tiles have 18 different styles and each box comes with 4 tiles (6x6 inches each) making a square foot. The tiles are all traditional glass with the patterns fused on giving some nice depth to the tile.

### Some additional points to note:

- Terje Lundaas' work is featured all over the world and sold at places like Neiman Marcus;
- As mentioned above, these are all Peel & Stick so they are easily applied as decorative features on a wall, over existing tiles or as a full backsplash if desired;
- Many different design styles possible by turning the tiles and creating patterns;



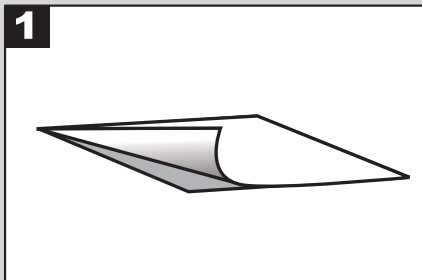
Terje at Neiman Marcus



## HOW TO APPLY!


Before installing, clean the surfaces removing any dust or oil.

**1**



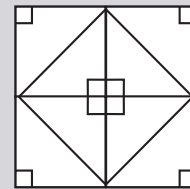
1 - Remove tile backing and lightly stick into place.

**2**

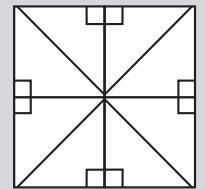


2 - Make sure the tile is in the right position and apply pressure. Repeat it with the other tiles and you're done.

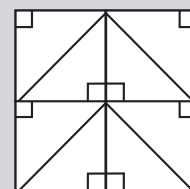
### Same tile, different possibilities.



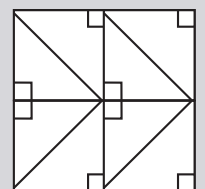
Black Diamond



White Portal



Vertical Arrows



Horizontal Arrows