

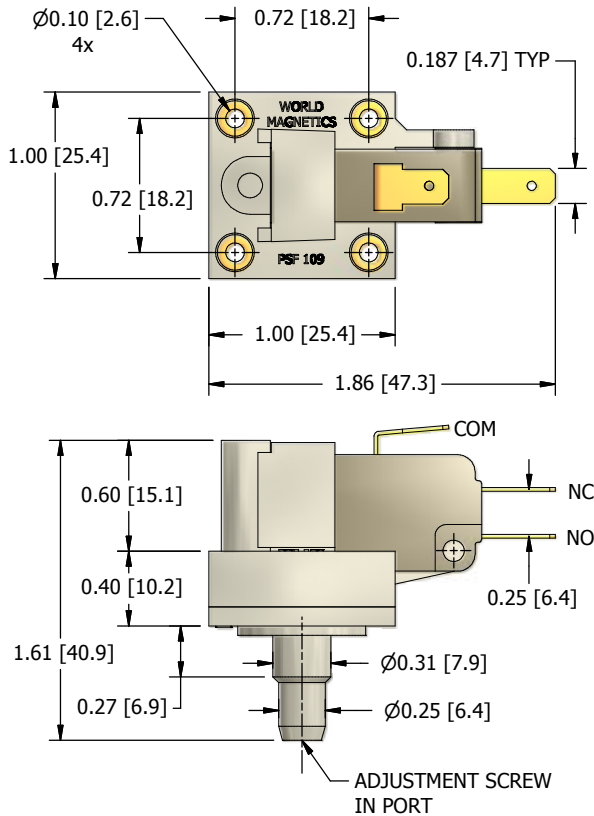


E41523

Made in USA

RoHS

MODEL PSF109S



**FEATURES / BENEFITS**

- Field adjustable vacuum set point ranges, from -3" H<sub>2</sub>O to -12 psi
- Snap action basic switch, up to 25A\*, 125/250 VAC  
\*Not available on all ranges
- .250" diameter; 1/8" NPT; or 1/4" Quick Connect Fitting port
- Custom design and engineering available
- Small size, lightweight, low cost
- Dependable long life (10+ million cycles)



**SPECIFICATIONS**

**MECHANICAL**

Standard Tolerance	±20% (Tighter tolerances available)
Switch Type	SPDT normally open or normally closed
Switching Medium	Air; compatible fluids
Mechanical Life	More than 10 million cycles
Operating Temp.	+40°F to +150°F (standard)   -46°F to +205°F (contact us)

**PHYSICAL**

Case Material	Polycarbonate (optional: Lexan 141, Ryton, Ultem®, Noryl®)
Vacuum Port Options	.250" diameter, 1/8" NPT, Quick Connect Fitting Port
Diaphragm Material	Polyurethane / Teflon® (other material options available)
Contact Points	Silver (Gold available on special order)

Electrical Connections	Terminals – .187"x.020" tab-type for use with quick disconnects (ref. AMP #2-520182-2 or equivalent) .250" available — contact us
Mounting	#2 Screws through eyelets
Weight	Less than 20 grams

**ELECTRICAL**

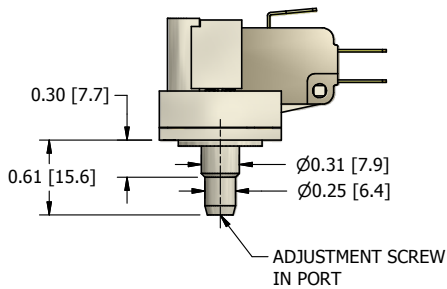
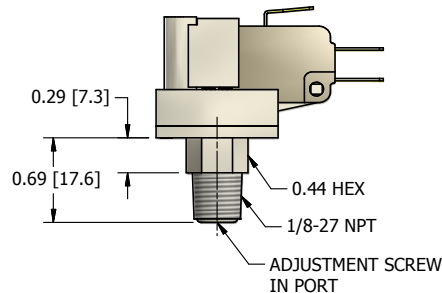
Current Rating	Varies by option – see Adjustable Vacuum Set Point Options overleaf
Operating Voltage	125/250 VAC– see Adjustable Vacuum Set Point Options (overleaf)

The versatile high-current PSF109S vacuum switch offers a wide-range field adjustable set point; snap action; and choice of standard vacuum port design options. For custom applications, our in-house design and engineering team provides rapid prototyping and manufacturing turnaround.

**ADJUSTABLE VACUUM SET POINT / PORT / ELECTRIC RATING OPTIONS**

	20161	20112	20623
Description	109S-3-8	109S-9-80	109S-81-330
- In. Hg	0.2205 to 0.5885	0.6613 to 5.878	5.951 to 24.25
- In. H <sub>2</sub> O	3 to 8	9 to 80	81 to 330
- mbar	7.5 to 20	22 to 199	202 to 822
- psi	0.1 to 0.30	0.30 to 2.90	2.9 to 11.9
Port Style (see drawing below)	A	A	A
Electrical 125/250VAC Resistive Load	3A	10A	15A
	20901	20890	20897
Description	109S-NPT-3-8	109S-NPT-9-80	109S-NPT-81-330
- In. Hg	0.2205 to 0.5885	0.6613 to 5.878	5.951 to 24.25
- In. H <sub>2</sub> O	3 to 8	9 to 80	81 to 330
- mbar	7.5 to 20	22 to 199	202 to 822
- psi	0.10 to 0.30	0.30 to 2.90	2.9 to 11.9
Port Style (see drawing below)	B	B	B
Electrical 125/250VAC Resistive Load	3A	10A	15A
	21472	21473	21474
Description	109S-QC-3-8	109S-QC-9-80	109S-QC-81-330
- In. Hg	0.2205 to 0.5885	0.6613 to 5.878	5.951 to 24.25
- In. H <sub>2</sub> O	3 to 8	9 to 80	81 to 330
- mbar	7.5 to 20	22 to 199	202 to 822
- psi	0.10 to 0.30	0.30 to 2.90	2.9 to 11.9
Port Style (see drawing below)	C	C	C
Electrical 125/250VAC Resistive Load	3A	10A	15A

SAMPLE SWITCH available by request – Call 1-800-643-3884

**PORT STYLE A**  
 Ø 0.25 STEPPED AXIAL PORT

**PORT STYLE B**  
 1/8-27 NPT PORT

**PORT STYLE C**  
 JOHN GUEST  
 (QUICK DISCONNECT)
