

Destiny is not a matter of chance;
it is a matter of choice...

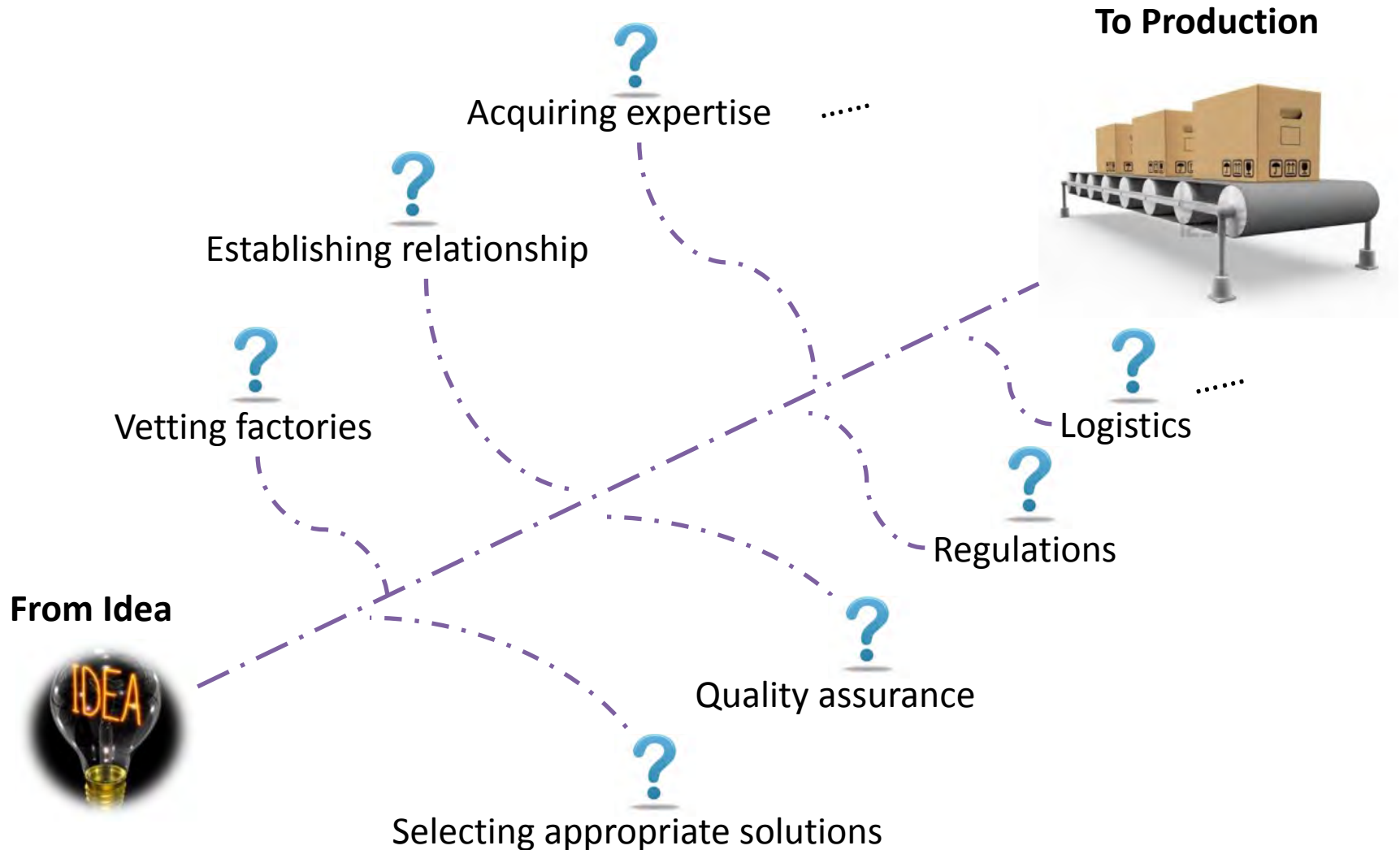
Introducing the new

HWTrek Project Development Hub

A private and in-depth collaborative environment to drive your progress further.



HWTrek understands the obstacles ahead



HWTrek's Project Development Hub – *Execution done right.*

- The Hub is an intelligent system which evolves with your product, coordinating resources to assist you in planning, developing and tracking the progress of hardware projects – get a comprehensive view from one organized space.
 - The experienced HWTrek project management team tailor your production plan, feeding their industry know-how and support where needed.
 - Collaboration made simple through invitation-only access to your production schedule plan - monitor and make progress where and when you need it.
- *It's about knowing what's next to do, who to talk to and what your options are.*

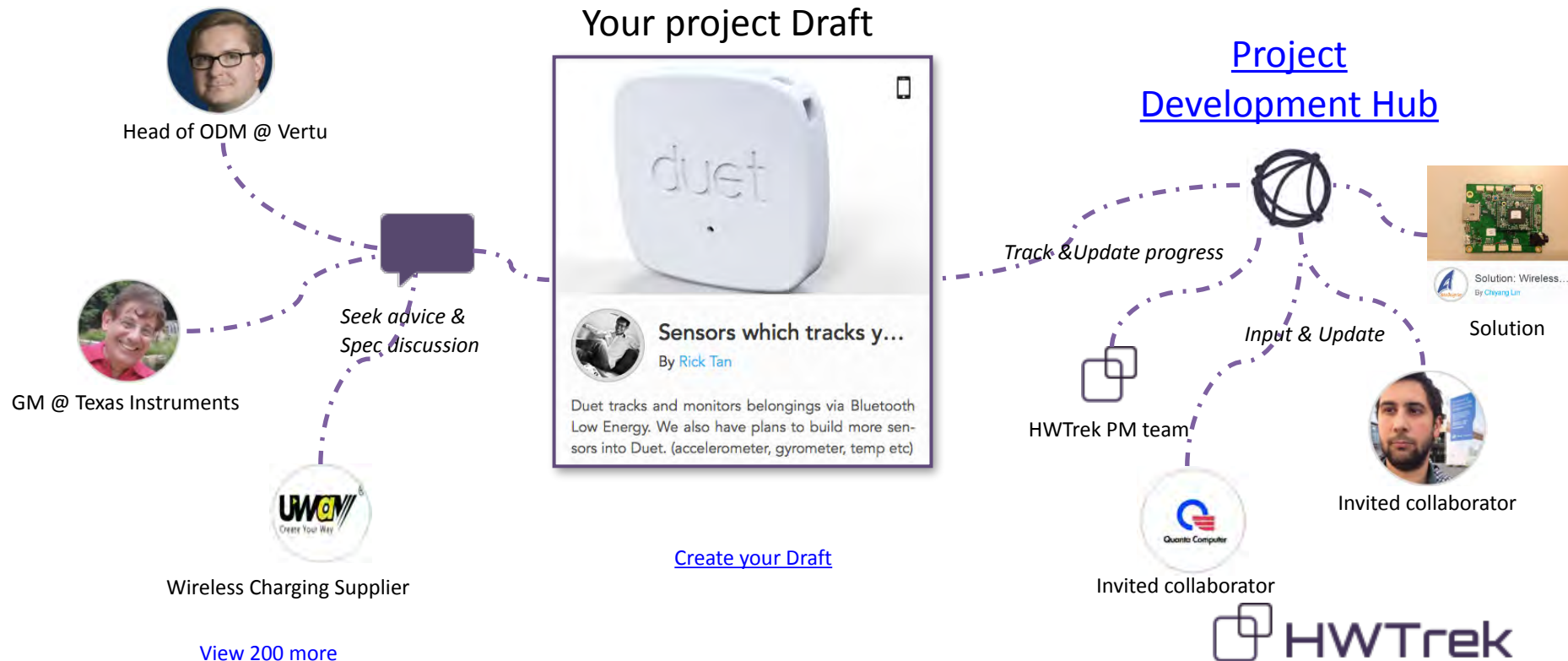


WHAT
IS
NEXT

HWTrek presents - *a guided flow to market*

Initial product discussion & seeking potential CM or partners

In-depth, detailed management on production plan



Insight to the Hub – *visiting the Hub*

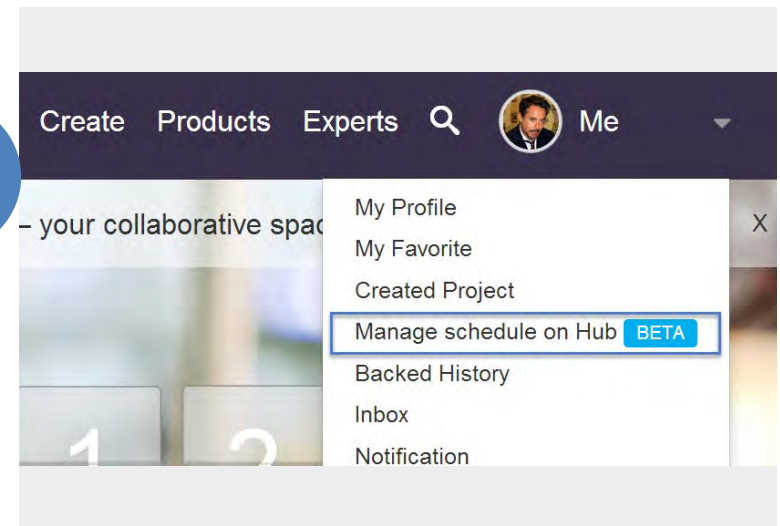
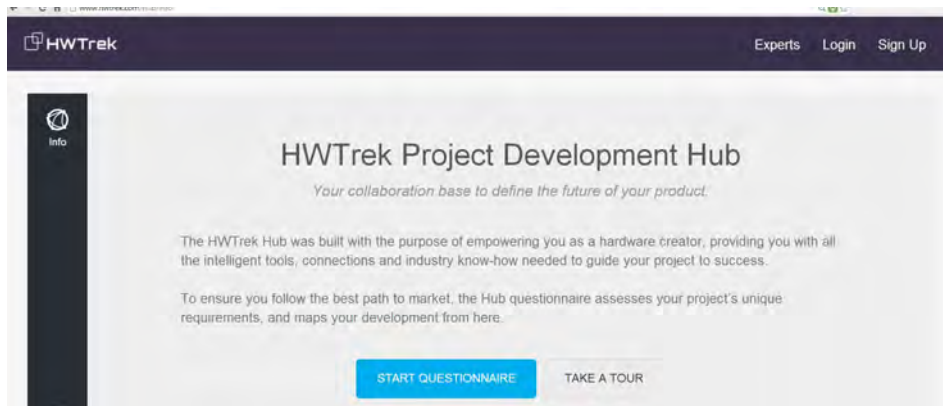
Scenario 1: Don't already own a project Draft on HWTrek?

Connect:

via URL: www.hwtrek.com/hub

via dropdown menu after login

OR

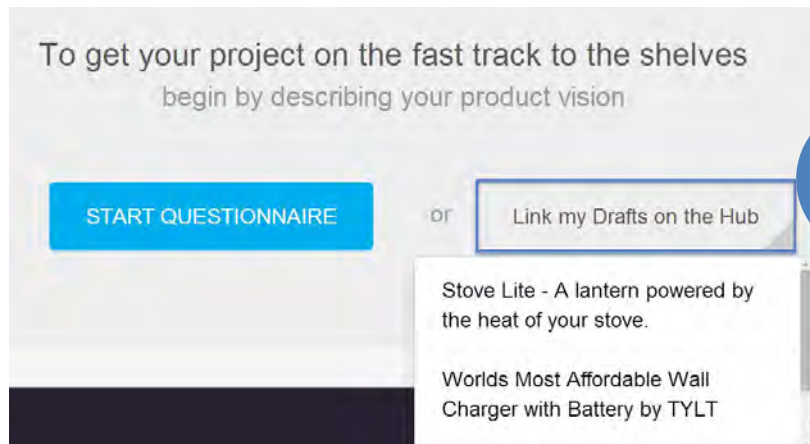


Insight to the Hub – *visiting the Hub*

Scenario 2: Already owned a project Draft on HWTrek?

Connect:

link projects via the Hub [info](#) page



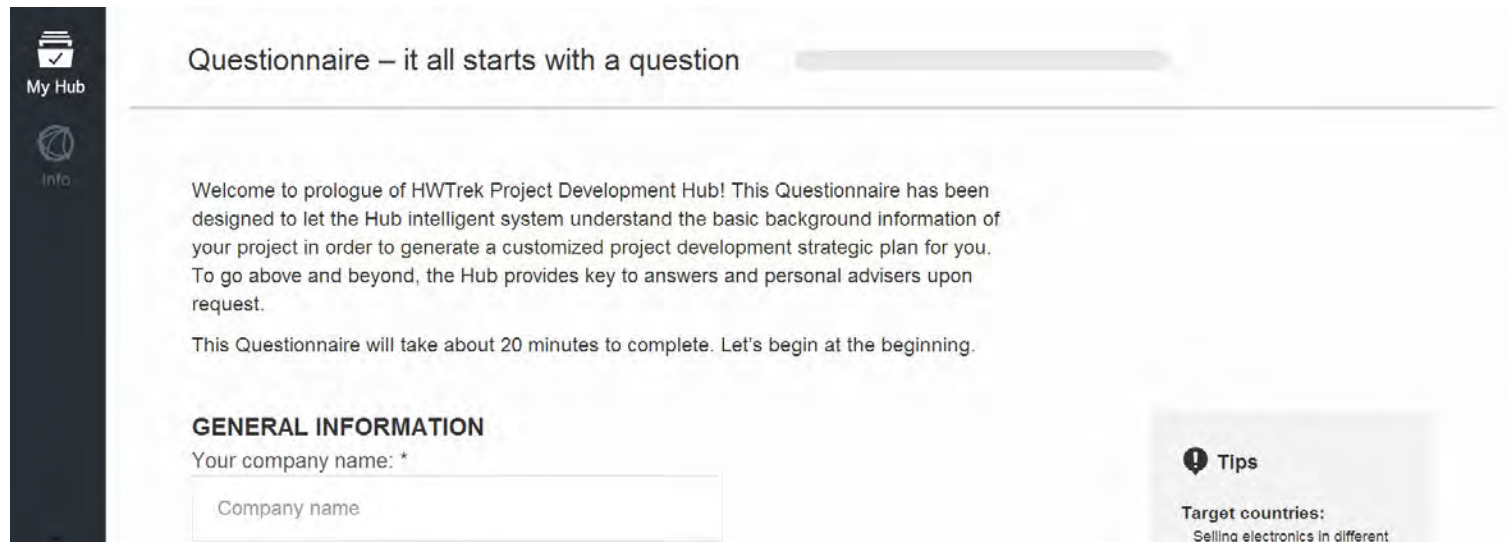
OR

via control panel in
Created Projects



Insight to the Hub - *it all starts with a Question*

- The first step is to let the Hub know what you are building. By filling in background information about your project, the Hub will be able to do the work and generate a customized production schedule plan for you.



The screenshot shows the 'Questionnaire – it all starts with a question' page. On the left is a dark sidebar with 'My Hub' (checkmark icon) and 'Info' (globe icon). The main content area has a title bar, a welcome message, and a 'GENERAL INFORMATION' section with a 'Your company name: *' label and a text input field containing 'Company name'. A 'Tips' box on the right mentions 'Target countries: Selling electronics in different'.

Questionnaire – it all starts with a question

Welcome to prologue of HWTrek Project Development Hub! This Questionnaire has been designed to let the Hub intelligent system understand the basic background information of your project in order to generate a customized project development strategic plan for you. To go above and beyond, the Hub provides key to answers and personal advisers upon request.

This Questionnaire will take about 20 minutes to complete. Let's begin at the beginning.

GENERAL INFORMATION

Your company name: *

Company name

Tips

Target countries:
Selling electronics in different

Note: If you initiated Questionnaire by linking your HWTrek Draft, the Hub will auto-fill applicable project details to save you time.

Insight to the Hub – *your private Dashboard*

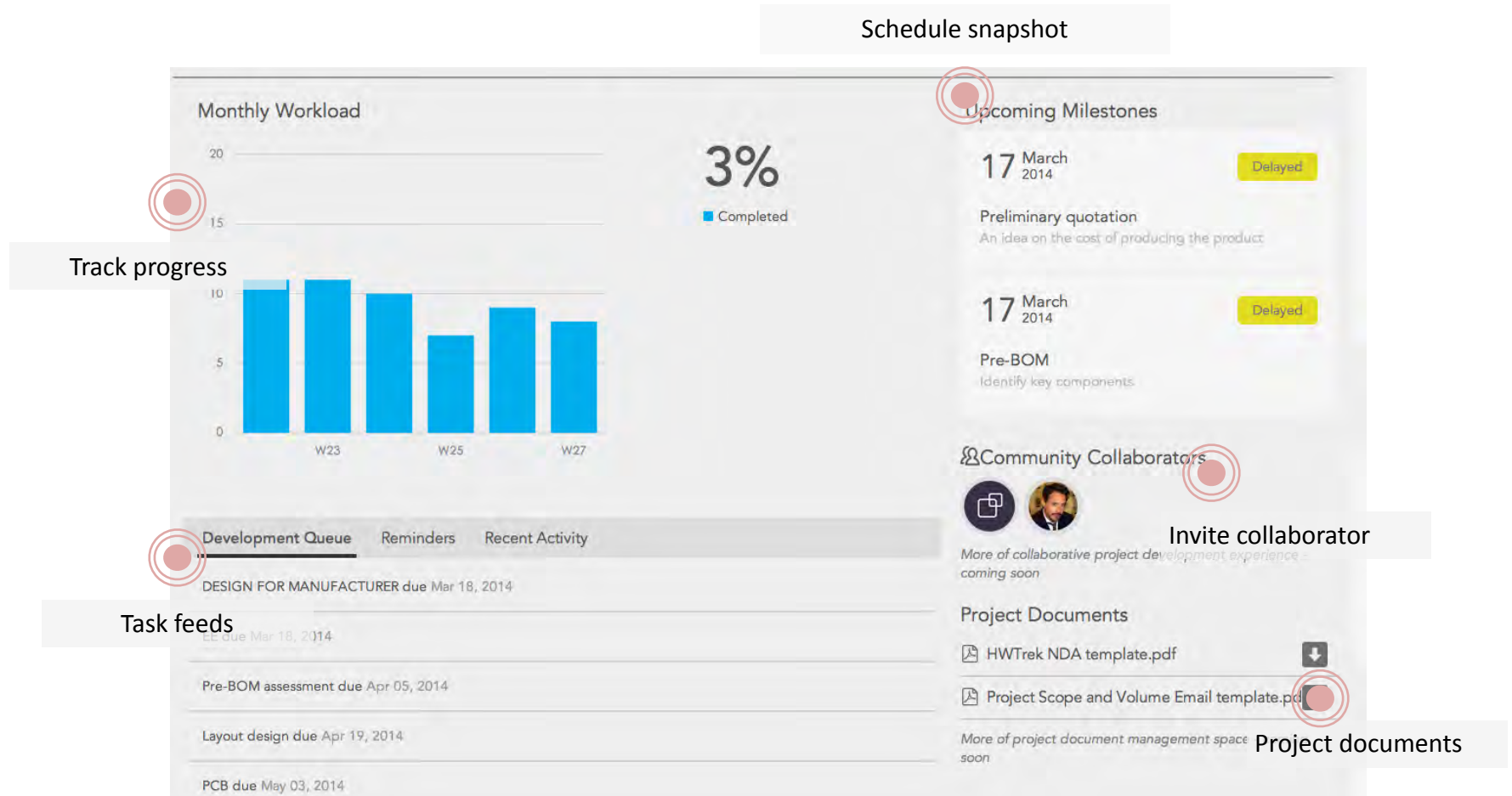
- The Dashboard gives you an organized space to view all the projects you're developing, and keep an eye on their progress.

The screenshot shows the 'Hub Dashboard' interface. On the left is a dark sidebar with icons for 'My Hub', 'Info', 'Back', and 'FAQ'. The main content area has a header 'Hub Dashboard' with a description: 'Your Hub Dashboard gives you an organized space to view all the awesome projects you're developing, and keep an eye on their progress.' Below this are three tabs: 'Linked to Hub' (selected), 'HWTrek Drafts', and 'Shared with Me'. A blue button 'New Questionnaire' is in the top right. The first project card, 'New Innovation', has a 'Generating' status highlighted in yellow. It includes a placeholder image with an 'Update Project Details' button and a summary: '0 Tasks', '0 Project Docs', '0 Collaborators', and '0 Comments'. The second project card, 'E-Paper Watch for iPhone and Android', shows three smartwatch images with an 'Update Project Details' button and a summary: '39 Tasks', '2 Project Docs', '2 Collaborators', and '3 Comments'. A circular progress indicator shows '5/7' and 'RFQ Phase due May 29, 2014'.

Note: The Generating status (highlighted in yellow) signals that the Hub is working on your personalized plan. You will be notified when this process has completed.

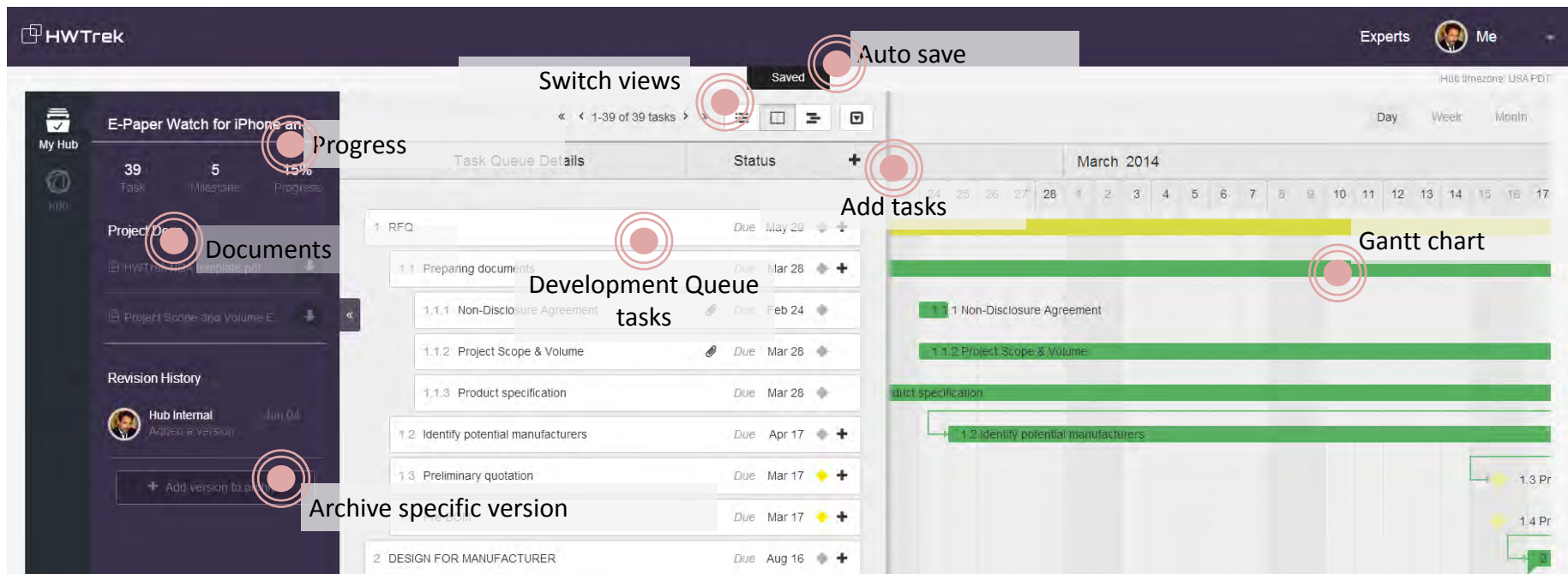
Insight to the Hub – *your private Project Overview*

- A deeper level, giving an overview of further information on a selected project.



Insight to the Hub – *your Management Panel*

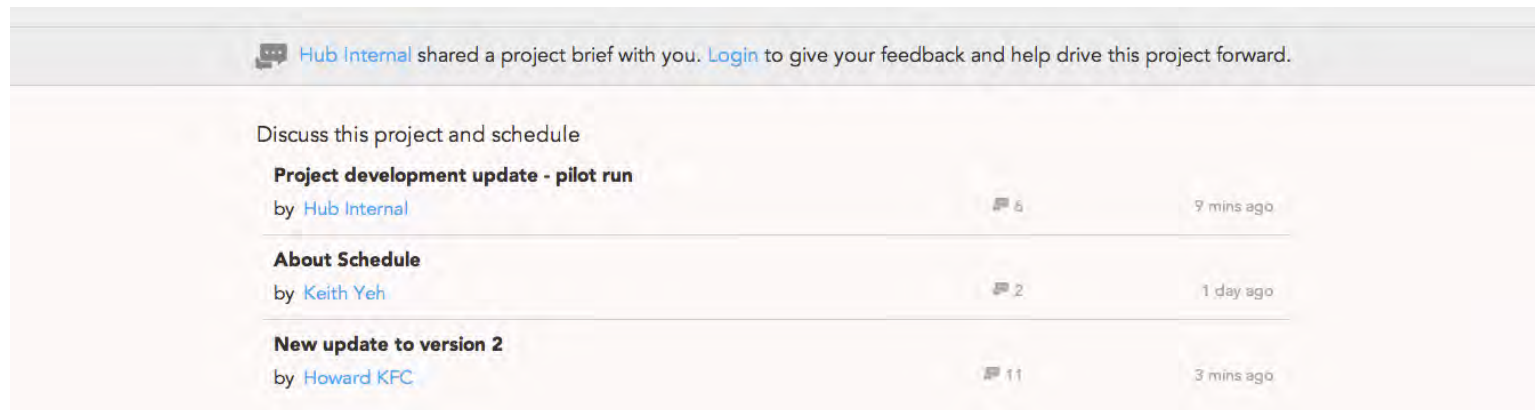
- Get into the action. Management Panel is where all the details and action take place. Upon your first visit to the Panel, the Hub will prepare a preliminary production schedule plan tailored based on your Questionnaire response and status quo to navigate your production journey.



Insight to the Hub – *you & invited collaborators*




- Invite collaborators through the **Invite** function on your Project Overview page to enable selected members to see your Project Brief & Schedule Snapshot information.
- A communication channel to invite team members, partners, and manufactures to discuss your production schedule plan.



Note: Currently only supports sharing information on high-level production plan information .

HWTrek's Project Development Hub

An intelligent system to develop, drive and deliver projects.



...it is not a thing to be waited for;
it is a thing to be **achieved**.