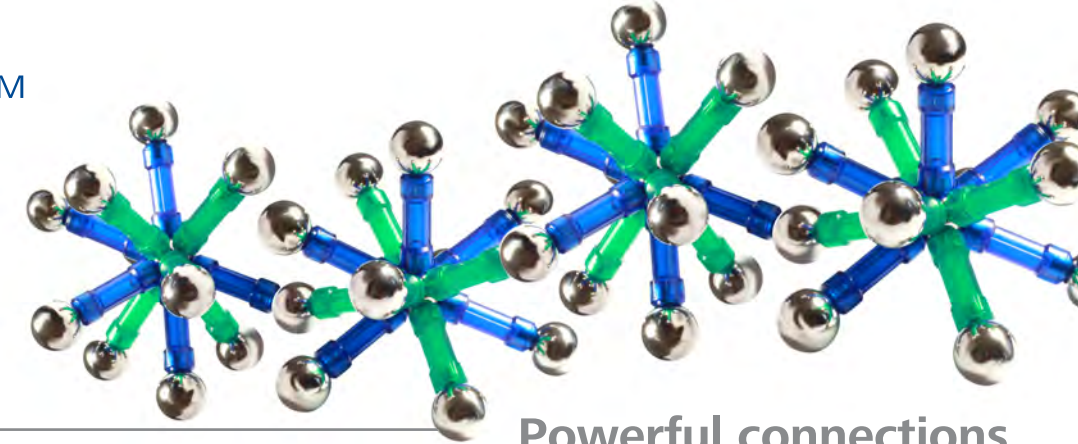




2015 Technology Fast 500™

A ranking of the fastest growing technology based companies in the U.S. and Canada can be found at www.Fast500.com.



Powerful connections

Industry Percentage Growth by Year

| | 2005 | 2006 | 2007 | 2008 | 2009 | 2010 | 2011 | 2012 | 2013 | 2014 | 2015* |
|--------------------------------------|---------------|---------------|---------------|---------------|---------------|---------------|---------------|---------------|---------------|---------------|-------------|
| Biotechnology/ pharmaceutical | 1,420% | 1,674% | 1,642% | 4,751% | 4,549% | 4,569% | 1,919% | 3,734% | 2,717% | 940% | 938% |
| Communications/ networking | 2,242% | 3,778% | 1,954% | 4,484% | 3,289% | 4,496% | 1,885% | 5,025% | 1,786% | 447% | 553% |
| Digital content/ media/entertainment | 3,983% | 2,067% | 2,613% | 1,804% | 3,821% | 822% | 1,559% | 2,565% | 3,110% | 1,393% | 1,210% |
| Electronic devices/ hardware | 1,064% | 2,227% | 1,141% | 2,653% | 2,076% | 4,163% | 320% | 257% | 1,877% | 5,521% | 1,058% |
| Energy tech | ** | ** | ** | ** | 2,777% | 4,126% | 3,212% | 11,032% | 1,873% | 1,179% | 1,628% |
| Medical devices | 3,129% | 1,553% | 1,307% | 1,779% | 2,321% | 703% | 2,582% | 931% | 2,829% | 1,020% | 1,097% |
| Semiconductor | 4,302% | 2,399% | 2,289% | 1,457% | 3,686% | 589% | 1,027% | 838% | 4,512% | 1,205% | 1,542% |
| Software | 2,400% | 1,834% | 1,741% | 2,820% | 975% | 1,009% | 1,590% | 982% | 2,503% | 1,881% | 667% |
| Grand Total | 2,408% | 2,149% | 1,823% | 3,043% | 2,486% | 2,361% | 1,742% | 2,774% | 2,599% | 1,640% | 850% |

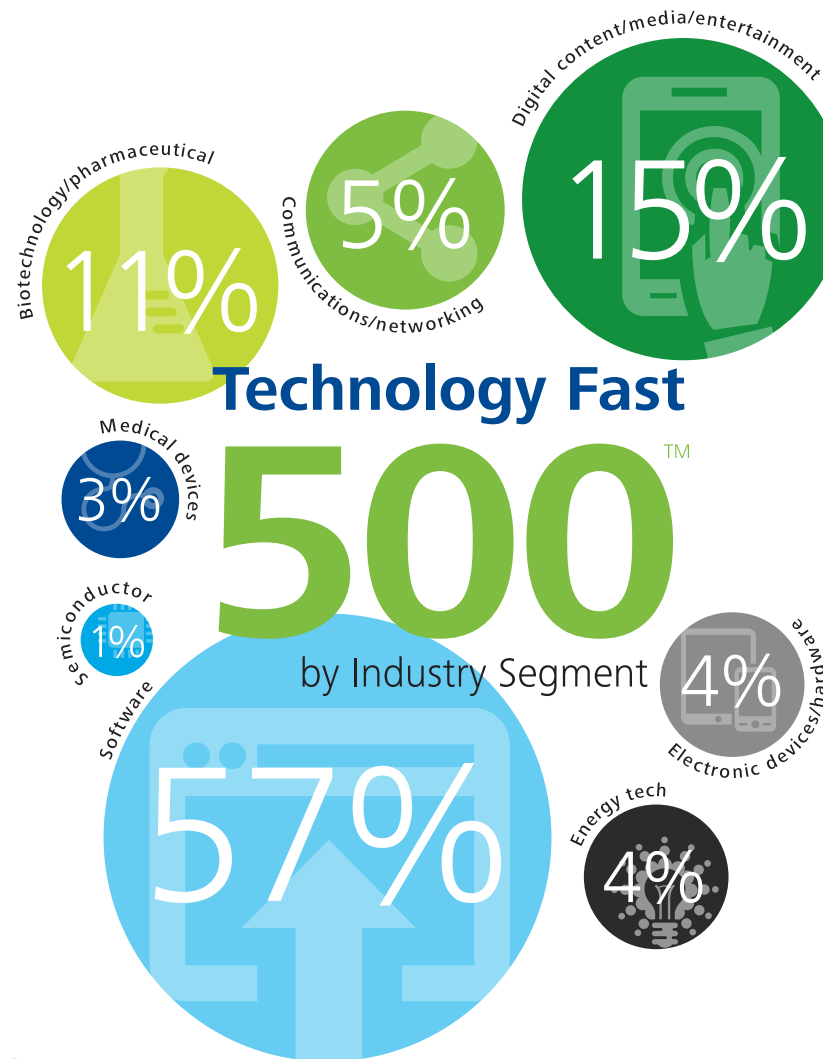
* 2015 growth rates were computed over 3 years. All others presented were computed over 4 years.
** Category was not available.

89 companies had **1,000%** growth or higher

67% of the companies have received **venture capital funding** in their company's history

Three-year growth ranged from 109% to **21,984%**

67% are **private**
33% are **public**

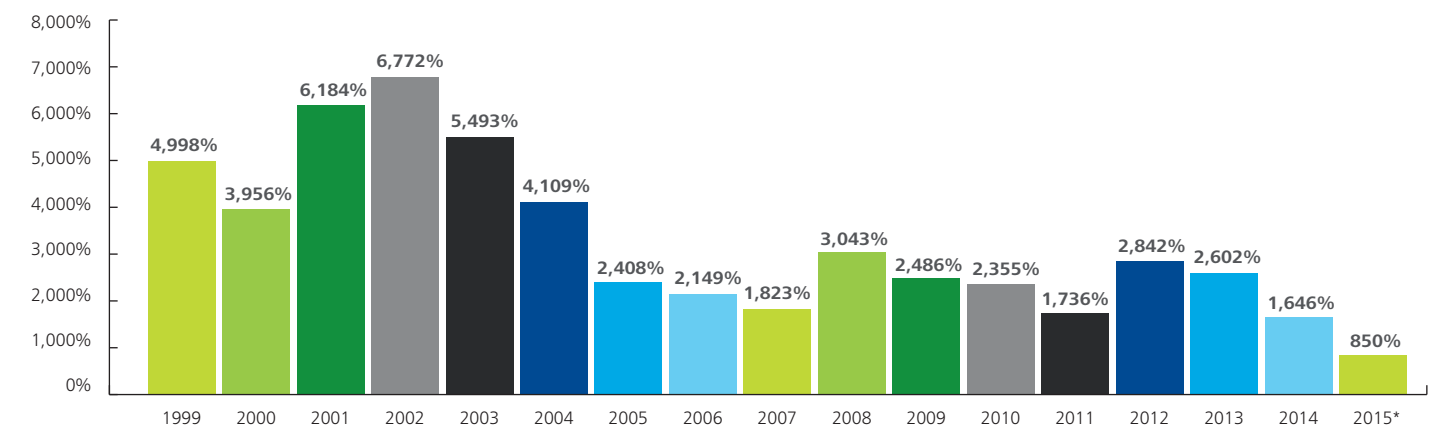


Software sector led all industry categories with **283 companies**



7 of the top 10 are **private companies**

Technology Fast 500 Companies Average Percentage Growth Rate



* 2015 growth rates were computed over 3 years. All others presented were computed over 4 years.