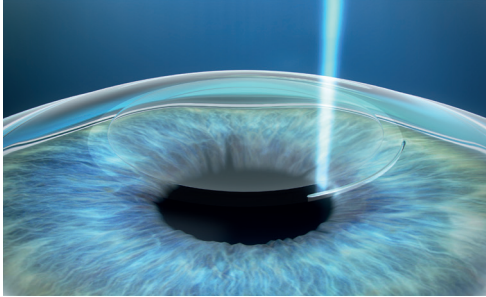
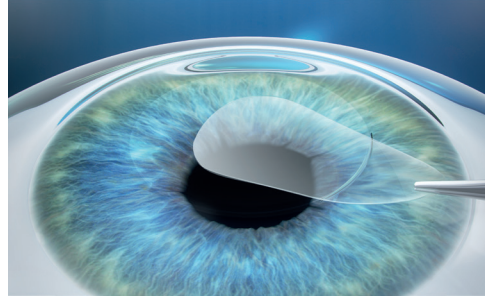


ReLEx[®] SMILE treatment steps



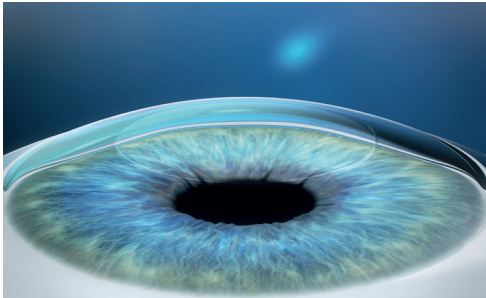
Step 1 Lenticule creation

A thin lenticule and small incision are created inside the intact cornea.



Step 2 Lenticule removal

The lenticule is removed through the incision with minimal disruption to the corneal biomechanics.



Step 3 Impairment is corrected

Removing the lenticule changes the shape of the cornea, thereby achieving a refractive correction.

REF 8461 Printed in the USA CZ-I/MMXVII
The contents of this reference guide may differ from the current status of the product in your country. Please contact your regional representative for more information. Subject to change in design and scope of delivery and as a result of ongoing technical development.
© 2017 Carl Zeiss Meditec, Inc. All copyrights reserved.