


# Pre-Assembled Aluminum Railing



## CONVENIENT KITS

**HIDDEN FASTENER SYSTEM**  
NO WELDS, NO RIVETS



**EASY INSTALLATION**  
MINIMAL TOOLS REQUIRED

**POWDER COAT FINISH**  
BEAUTIFUL, ARCHITECTURAL GRADE

**ENGINEERED AND TESTED**  
COMMERCIAL & RESIDENTIAL APPROVED




LIGHTING OPTIONS



ELEGANT DESIGN



ADA HANDRAILS



GATE KITS

Sold Exclusively At:

**MENARDS**<sup>®</sup>  
Dedicated to Service & Quality<sup>SM</sup>



**WILLIAMS**  
ARCHITECTURAL PRODUCTS

*Your Building's Jeweler<sup>™</sup>*

[WILLIAMSRAILING.COM](http://WILLIAMSRAILING.COM)

855-742-7245

©2017 WES, LLC. All Rights Reserved. Version 3.0




**WILLIAMS**  
ARCHITECTURAL PRODUCTS



**15**  
YEAR  
WARRANTY  
LIMITED

**The Fastest and Easiest  
Aluminum Railing System**

**THREE TEXTURED POWDER COAT OPTIONS:**

<b>Black</b>	<b>White</b>	<b>Bronze</b>
		
SPECIAL ORDER	SPECIAL ORDER	IN-STOCK

\* Color samples are printed for concept purposes only. They may not be 100% accurate when compared to actual color sample.



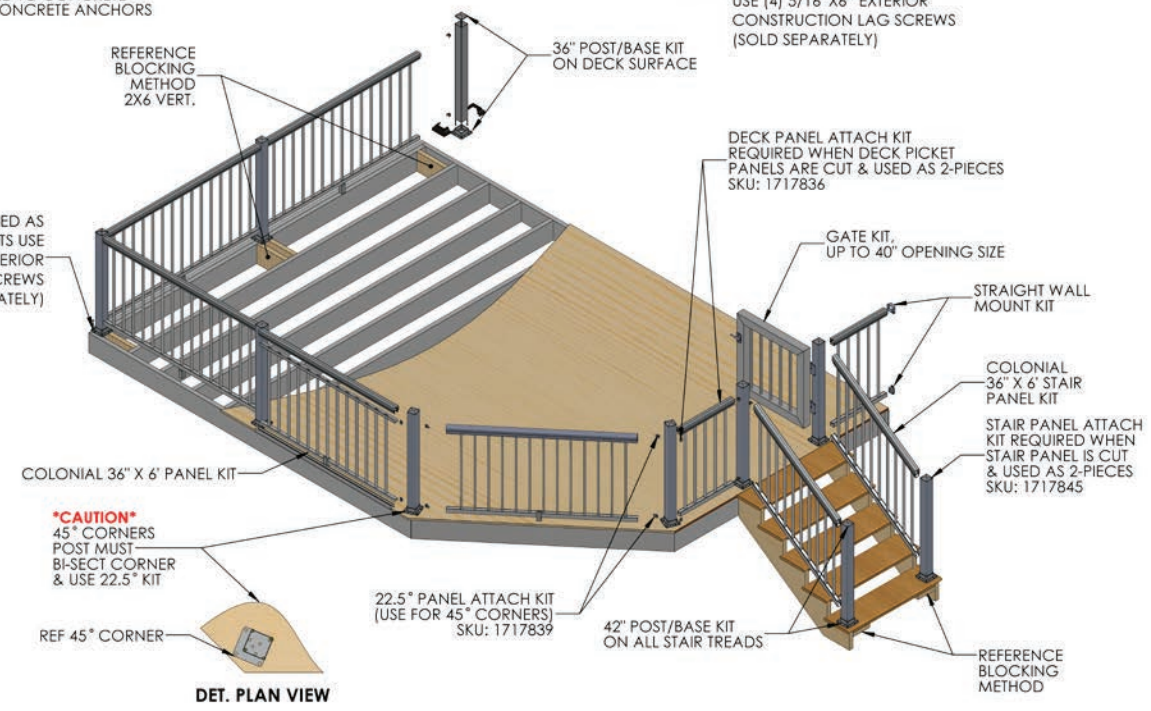
# The Fastest and Easiest Aluminum Railing System

QTY	ITEMS NEEDED (BRONZE)	SKU
<input type="checkbox"/>	Colonial 36" x 6' Panel - Bronze	1717803
<input type="checkbox"/>	Colonial 36" x 8' Panel - Bronze	1717809
<input type="checkbox"/>	Colonial 36" x 6' Stair Panel - Bronze	1717815
<input type="checkbox"/>	3" x 36" Post/Base Kit - Bronze	1717822
<input type="checkbox"/>	3" x 42" Post/Base Kit - Bronze	1717828
<input type="checkbox"/>	Deck Panel Attach Kit	1717836
<input type="checkbox"/>	Stair Panel Attach Kit	1717845
<input type="checkbox"/>	22.5° Panel Attach Kit Use on 45° deck angles	1717839
<input type="checkbox"/>	45° Wall Mount Kit For use on wall, not post	1717842
<input type="checkbox"/>	Straight Wall Mount Kit - Bronze	1717848
<input type="checkbox"/>	Gate Kit (up to 40") - Bronze	1717857
<input type="checkbox"/>	Jig/Touch Up Paint - Bronze	1717862

**\*\*CONCRETE APPLICATIONS\*\***  
WHEN POSTS ARE SECURED TO CONCRETE SUBSTRATES USE 1/4"x3" CONCRETE ANCHORS (SOLD SEPARATELY)

**NOTE:** POSTS INSTALLED AS END POSTS USE (4) 5/16"x6" EXTERIOR CONSTRUCTION LAG SCREWS (SOLD SEPARATELY)

**NOTE:** POSTS INSTALLED AS CORNER OR LINE POSTS USE (4) 5/16"x4" EXTERIOR CONSTRUCTION LAG SCREWS (SOLD SEPARATELY)



**VISIT OUR WEBSITE  
FOR INSTALLATION VIDEOS  
WILLIAMSRAILING.COM**