

# Viviota Time-to-Insight™ Software Suite

Maximize the Value of Your Engineering Data

Empowers engineering team data discovery, analysis & reporting

Unifies disparate engineering data sources for search & sharing

Speeds sensor data analysis for faster decision making

Easily integrates with current network, edge computing & cloud environments

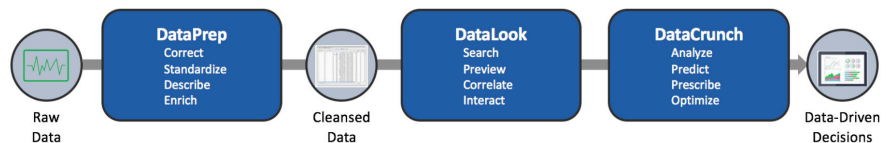
Easy-to-use intuitive user-interface and dashboards

## MAKING SENSE OF SENSOR DATA




Sensor data is exploding and outpacing the ability for engineers to manage and analyze it. Engineering data is often complex, unstructured and not well-documented. This makes automated analysis and standardized reporting difficult, delaying decision-making and product time-to-market. Unfortunately, traditional IT big data solutions are not well-suited to solve these engineering applications.

## TIME-TO-INSIGHT: TRANSFORM ENGINEERING DATA INTO ACTIONABLE KNOWLEDGE

The Time-to-Insight Software Suite (TTI) is a highly adaptable and scalable platform that combines high-performance, server-based search and analytics engines to handle large amounts of engineering data. Users can easily investigate and share information across the enterprise, connecting to any data source using a universal dashboard.



This comprehensive engineering data solution brings together data from different sources into a centralized server to gain enterprise-level conclusions. The software suite consists of three modules:

-  DataPrep cleanses and enriches raw sensor data from the source for easy discoverability
-  DataLook provides search engine functionality to locate and preview stored data
-  DataCrunch accelerates analysis to bring deeper knowledge from the engineering data





## COMPATIBILITY AND CUSTOMIZATION

TII fills key gaps in current data management offerings because of its flexibility and extensibility. The platform accepts thousands of file types, connects to numerous database standards, utilizes existing IT security protocols and links to popular software tools, such as:

- Database: NI DataFinder, Oracle, SQL, ASAM ODS
- Search Engine: NI DataFinder, Elasticsearch, Apache Solr
- Analytics: NI Analysis Server, Tableau, NI DIAdem, MATLAB, NI LabVIEW, Python, C/C++

## DATAPREP

DataPrep provides a highly customizable interface for importing data from multiple sources. Users can standardize, convert and enrich data to help easily locate data assets. The cleansed and unified data is added to a search engine index for quick data searching.

### KEY FEATURES

- Data file import and conversion
- Channel name and unit standardization
- Data preview and validation
- Metadata creation and linking
- Data can be imported from ASCII, binary, CAN, Excel, video and image files, and databases

## DATALOOK

Viviota DataLook provides an easy-to-use user interface to search and preview indexed data files. Users can create queries to search metadata, allowing engineers to easily find, view and compare files and data channels.

### KEY FEATURES

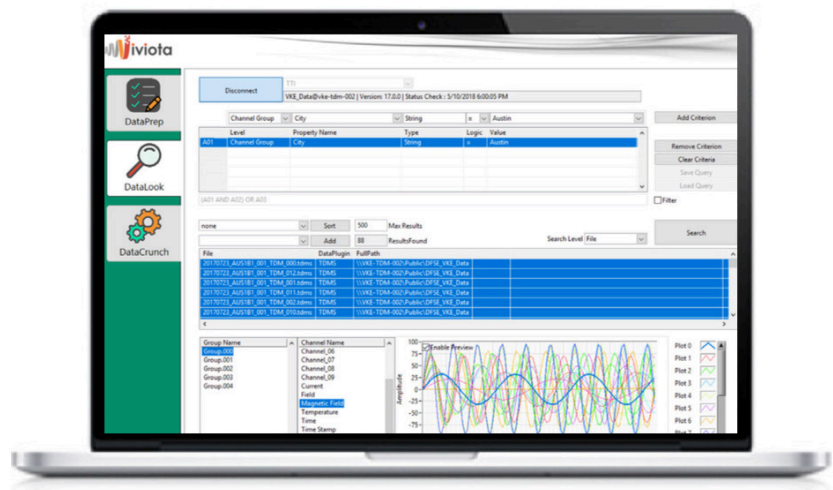
- Standard and customizable user interfaces
- RESTful API available for third-party connections
- Connections to third-party databases and search engines
- Data export to standard engineering toolchains or as direct data downloads

## DATACRUNCH

Viviota DataCrunch provides engineers with a scalable tool to analyze large amounts of data quickly and effectively. Intelligent server parallelization reduces analysis time by up to 90%.

### KEY FEATURES

- Standard and customizable templates and guides
- Compatibility with popular programming and analytics environments
- Automated or on-demand analysis
- Customizable interfaces for analysis routine
- Server-side distribution and parallelization intelligence



MAKING SENSE OF SENSOR DATA

LEARN MORE: [www.viviota.com](http://www.viviota.com)