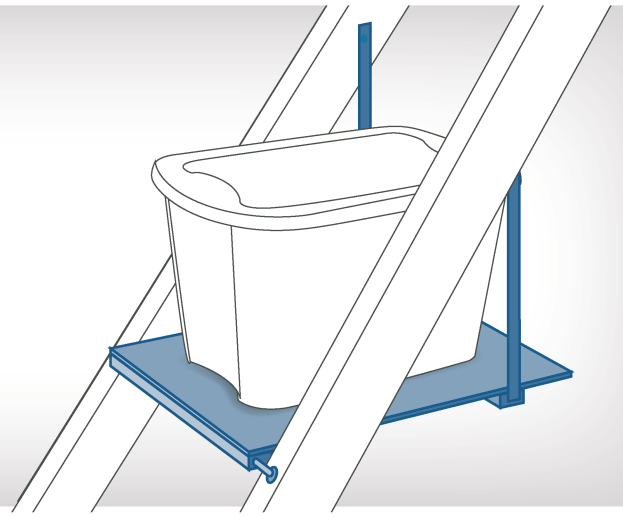


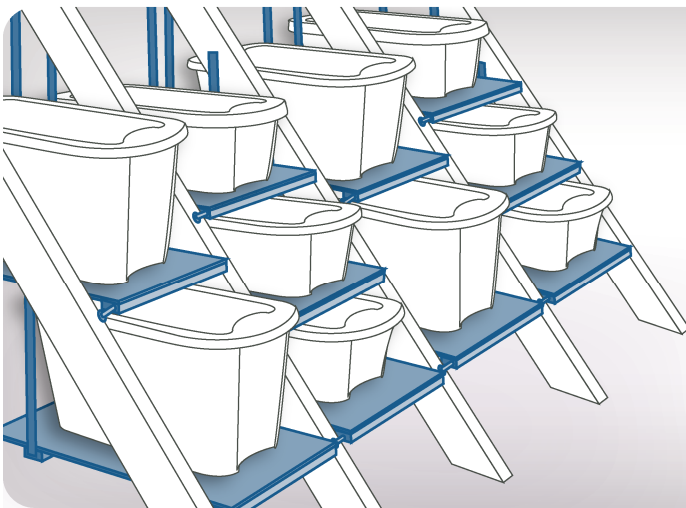
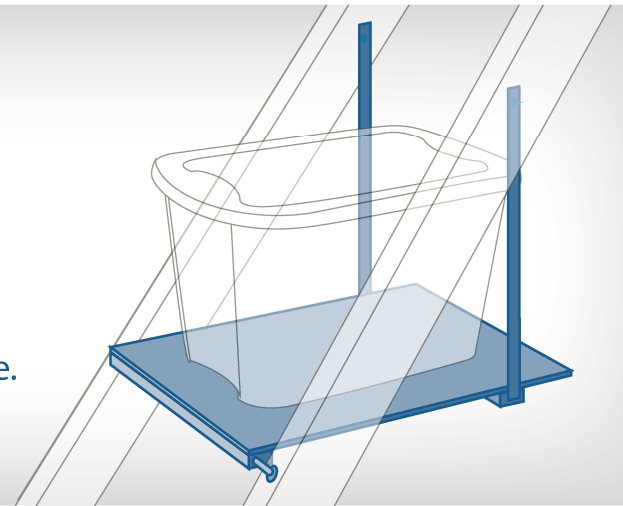
Simple. Storage.

The AtticMaxx Shelving System maximizes empty, often wasted space between attic trusses. Shelves install in minutes and provide easy access to items, eliminating stacking and unstacking.



Simple. Installation.

- 1) Position the shelf between two trusses.
- 2) Secure the metal bracket with a screw on each side.
- 3) Secure straps with a screw on each side.



Versatile. Storage.

AtticMaxx shelves can be configured to fit your storage needs. And, as those needs change, the shelves can be reconfigured. No more one-size-fits-all storage solutions.

Benefits

- Ideal for storing holiday and seasonal items
- Maximizes valuable attic space
- Frees living and closet space

Each unit includes

- 22" x 22" wooden shelf
- Pre-attached metal bracket
- Two pre-attached straps



Order online: AtticMaxx.com