

Longitude for VMware[®]

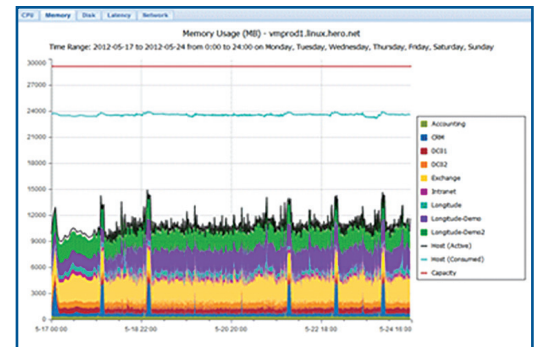
Capacity planning and "What If" analysis makes planning fast and easy, users can quickly shift IT resources to insure high service levels.

Capacity Planning in the Virtual Environment

The Heroix Longitude VMware[®] solution provides a capacity planning capability that makes it easier and faster to monitor and manage virtual environments. This helps companies solve the challenge of VM sprawl, and help them use virtualization for highly flexible provisioning, more cost-effective hardware utilization, simpler disaster recovery, and reduced power consumption. Better capacity planning also ensures that end users continue to receive the expected levels of service from critical applications once they have "gone virtual."

During the "What if" analysis, Longitude can simulate changes to any number or combination of factors affecting VMs, hosts, resource pools and datastores. For example – CPU capacity, memory, disk, network, workloads, and more. An innovative drag and drop tool increases the speed at which different scenarios can be analyzed.

While the variables can be changed in any combination, the administrator can see the cumulative effect of all factors in a single screen. These easy-to-read graphics make it possible to instantly see and understand who is consuming the most VM resource, which idle VMs may be able to accept more workloads, or how close a host may be to approaching capacity.

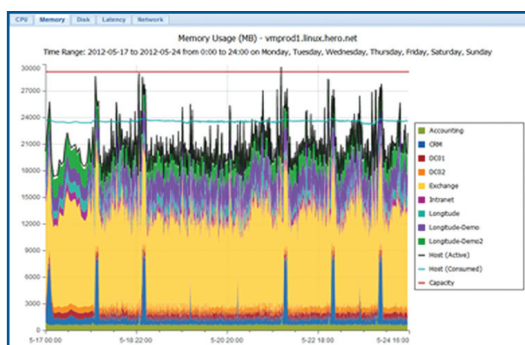


Observed memory usage over all VMs on a host

The capacity planning capability lets administrators dynamically understand resource use and the effects of change, so they can make decisions that will insure high levels of service.

Enhanced Reporting

Longitude offers simple and straightforward reporting. Monitoring and performance information is viewed on a single graph or table that show resource utilization cumulatively by VM's, hosts, resource pools, or datastores, eliminating any need to flip to multiple screens or charts. In addition, Longitude calculates all of the capacity possibilities, so there is no requirement to estimate or perform lengthy computations to determine resource use or need.



"What if" capacity planning scenario: Memory performance if VM resource usage were double

Color graphics make it easy to visualize resource use, which helps administrators make faster decisions on adding new VMs, changing the combination of VMs allocated to hosts or moving VMs between hosts. These decisions can reduce spikes in usage that can affect performance across the infrastructure.

Analysis reports, by time and date range, can deliver important trend information or show special incidents. Reports can be analyzed using hourly average, across multiple days, and for different VMs and hosts. The advanced reporting capabilities provide immediate visibility into the virtual environment, helping users monitor, detect, and resolve performance issues as well as anticipate capacity bottlenecks.

Longitude for VMware[®]

Monitoring to Optimize IT

In a virtualized environment, monitoring software must look at virtual resource utilization and service levels, as well as physical resource utilization, in order to gauge application performance.

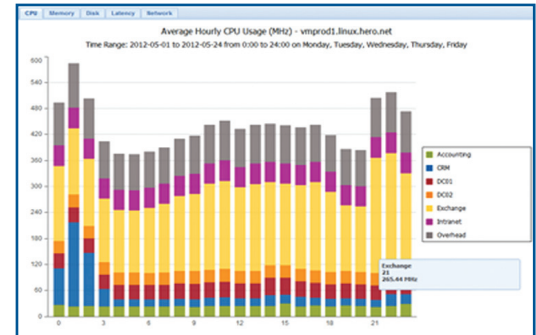
Without the one-to-one correspondence between an operating system instance and a physical server, a single server could host several operating system instances (VMs), each running its own OS and application workload; furthermore, VMs may be migrated among hosts in order to maintain optimal load balancing among the available resources. Additionally, resources are grouped in data centers, clusters, hosts, VMs, resource pools and datastores, and dynamically allocated according to workload.

Longitude monitors key performance indicators in virtualized environments and alerts on potential issues with all of these entities: VMs, hosts, resource pools, datastores, clusters, and data centers.

Longitude proactively monitors the key VMware performance metrics that matter most in virtualized environments. These built-in VMware monitors work in conjunction with service level agreement monitoring to give IT organizations the accurate performance data needed to assess and assure service levels in any virtualized environments.

Longitude provides an integrated approach to monitoring virtualized environments:

- Automatically collects key physical and virtual performance metrics for VMware VMs, hosts, resource pools, datastores, clusters and datacenters.
- Consolidates alarms generated by VMware itself for unified alerting and reporting.
- Built-in knowledge base alerts you to potential performance or availability problems with VMs, hosts, or any VMware-related entities, and optionally takes corrective action.
- Generates comprehensive reports to show physical and virtual utilization.
- Correlates VMware indicators and infrastructure issues with end user response metrics for the most accurate assessment of application performance.



Observed hourly CPU averages for selected VMs and time/date ranges. Hovering over the report displays additional detail



Corporate Headquarters

165 Bay State Drive
 Braintree, MA 02184
 Telephone: 800-229-6500 / 781-848-1701
 email: info@heroix.com

Hardware and Software Minimum Requirements

Longitude Server: Windows 2003 and 2008
 Server; 2.4GHz Pentium[®] 4 or Xeon[®] processor;
 2GB main memory; 30GB disk space; 100 MB
 Ethernet adapter

Browser Support:

Internet Explorer[®] 7 or higher
 Mozilla Firefox[®] 3.0 or higher
 Chrome 12[™] or higher
 Safari[®] 5.0.5 or higher