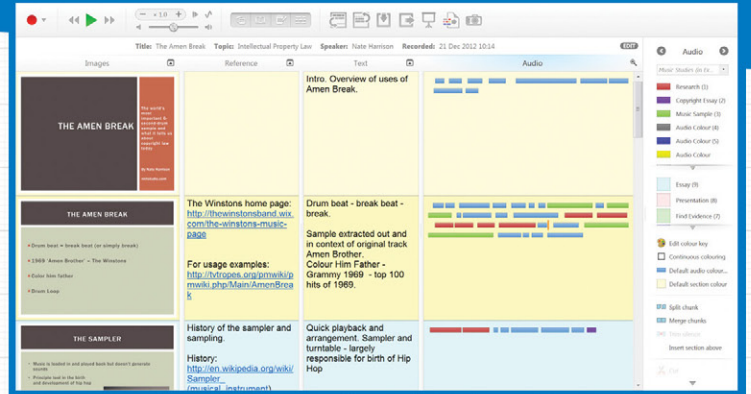

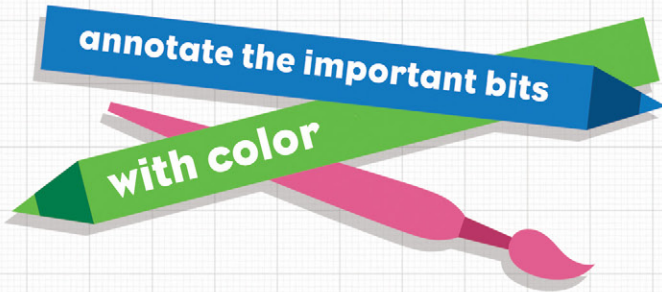
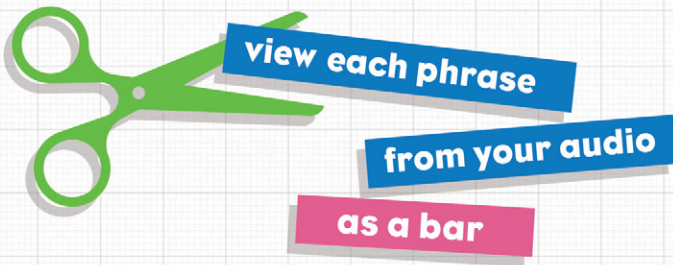


Audio Notetaker offers a different approach to note taking; one which utilizes the power of speech for the creation of comprehensive notes.

Use Audio Notetaker to record lectures, meetings or even your own voice. Effortlessly annotate that recording with color, text and images.

How does it work?



Accessible audio

In Audio Notetaker, your recording is broken up into phrases which can be organized, edited and annotated separately. This will change the way you interact with audio completely.

Organized audio

When reading a textbook or other document, it is common to highlight the sentences that are important in order to avoid reading the whole text again.

Audio Notetaker allows you to do the exact same thing with your audio recordings. Each phrase can be highlighted with color and listened back to easily.

Comprehensive notes

Create sections to break your audio up so you can access portions more easily. You can label these sections with text so you know what the audio is about.

Import PowerPoint slides, PDF documents and images alongside your audio to give it even more meaning.

Who uses it?

Those with poor working memory or concentration issues

Audio Notetaker allows students to concentrate in class, safe in the knowledge that the software will capture all of the content for later review. For students with poor working memory, the visual interface of Audio Notetaker makes it easy to keep track of what is being said.

Those with difficulties hearing the speaker in lectures and teaching sessions

Audio Notetaker can be used to filter out background noise, slow down speech and boost the volume of audio recordings. Ease of editing and navigating notes make the process of reviewing recorded material much quicker.

Those who take distance learning courses

Students studying online from home can use the online capturing tools to annotate notes in real-time and create notes from online materials.

Those with difficulties taking hand written notes

Students who write slowly, have poor spelling or struggle with handwriting can use a combination of audio, colour, images and typed text to create rich, accurate notes with Audio Notetaker.


Those with poor organization and time management

Creating, annotating and tagging notes in Audio Notetaker makes it easier to search and find information for assignments, reports and revision.

Those with different learning styles

The use of color to mark, edit and label notes helps those who are stronger visual thinkers. Audio Notetaker's audiocentric approach benefits those who do not work well with text.

Why use it?




Never miss a thing

Your whole lecture is recorded and easily accessible.

Increased productivity

Slides, text, links, audio and color annotations are all in one place and are easy to find with Audio Notetaker's search tools. For some students, Audio Notetaker allows them to take better notes faster.




Focus on lecture information, not scrambling to multi-task

It's too easy to be distracted by trying to capture notes. Audio Notetaker allows you to focus on listening and understanding.

Active Learning

Empowers a student to "think" about the lecture and create meaning via annotation. A student can individualize lecture notes/recordings, thus creating multiple connections to in-class material



Portability

Audio Notetaker can be used on netbooks and laptops and notes can be exported to mobile devices and mp3 players.

Independence

Some students rely on note takers or classmates for their notes. Audio Notetaker gives students the ability to be in control of their own learning.

Find out more online...