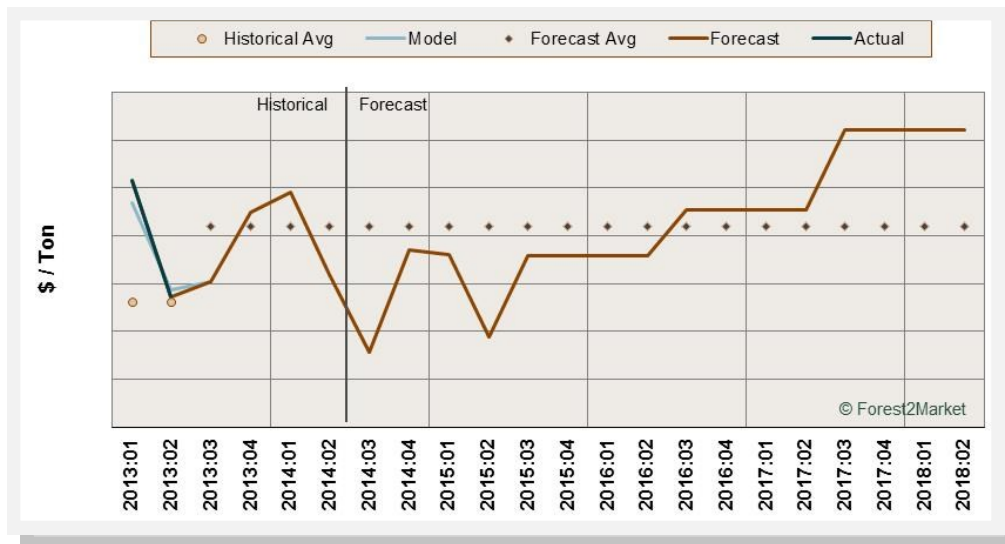




Table of Contents

- 1—Executive Summary
- 2—Forest Products Inventory and Supply
- 3—Demand and Outlook for Pine Sawtimber and Chip-n-Saw
- 4—Macroeconomic Drivers of the Five-Year Forecast
- 5—Southwide Stumpage Prices
 - 5.1—Historical Prices
 - 5.2—Price Seasonality
 - 5.3—Five-Year Pine Sawtimber and Chip-n-Saw Price Forecast
 - 5.4—Pine Sawtimber Price Volatility, Five-Year Periods Since 2003
 - 5.5—Pine Chip-n-Saw Price Volatility, Five-Year Periods Since 2003



Figures

- 2-1. Volume and acres of timberland—private ownership
- 2-2. Percentage of hardwood timber by product
- 2-3. Percentage of pine timber by product
- 2-4. Distribution of acreage by age class and timber type
- 2-5. Distribution of volume by age class and timber type
- 3-1. Historical pine sawtimber and chip-n-saw harvest
- 5-1. Quarterly southwide pine sawtimber stumpage prices since 1Q2002, with 5-year periodic averages
- 5-2. Quarterly southwide pine chip-n-saw stumpage prices since 1Q2002, with 5-year periodic averages
- 5-3. Seasonality of southwide pine sawtimber prices since 1Q2002
- 5-4. Seasonality of southwide pine chip-n-saw prices since 1Q2002
- 5-5. Historical and forecast quarterly pine sawtimber prices
- 5-6. Historical and forecast quarterly pine chip-n-saw prices
- 5-7. Historical and forecast volatility of pine sawtimber stumpage prices
- 5-8. Historical and forecast volatility of pine chip-n-saw stumpage prices

Tables

- 3-1. Pine sawtimber and chip-n-saw harvest volumes, 2007-2012
- 3-2. Pine sawtimber and chip-n-saw fiber annual demand changes 2013-2018
- 4-1. Historical and forecast values of macroeconomic drivers
- 5-1. Historical and forecast pine sawtimber stumpage price statistics
- 5-2. Historical and forecast pine chip-n-saw stumpage price statistics
- 5-3. Five-year forecast for pine sawtimber and pine chip-n-saw prices





US South Pine Pulpwood

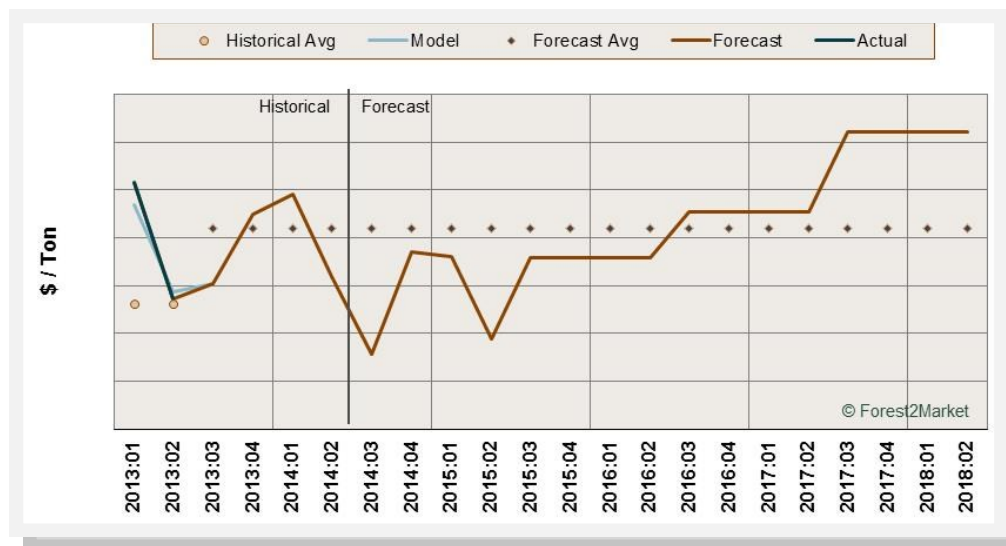
5-YEAR FORECAST

THE WOOD & FIBER SUPPLY CHAIN EXPERTS

AUGUST 2013

Table of Contents

- 1—Executive Summary
- 2—Forest Products Inventory and Supply
- 3—Demand and Outlook for Pine Pulpwood
- 4—Macroeconomic Drivers of the Five-Year Forecast
- 5—Southwide Stumpage Prices
 - 5.1—Historical Prices
 - 5.2—Price Seasonality
 - 5.3—Five-Year Pine Pulpwood Price Forecast
 - 5.4—Pine Pulpwood Price Volatility, Five-Year Periods Since 2003

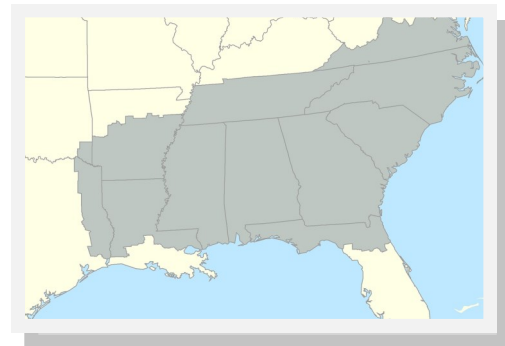


Figures

- 2-1. Volume and acres of timberland—private ownership
- 2-2. Percentage of hardwood timber by product
- 2-3. Percentage of pine timber by product
- 2-4. Distribution of acreage by age class and timber type
- 2-5. Distribution of volume by age class and timber type
- 3-1. Historical pine pulpwood harvest, 2008-2012
- 3-2. Historical and predicted pine pulpwood harvest by mill type, 2008-2018
- 5-1. Quarterly southwide pine pulpwood stumpage prices since 1Q2002, with 5-year periodic averages
- 5-2. Seasonality of southwide pine pulpwood prices since 1Q2002
- 5-3. Historical and forecast quarterly pine pulpwood stumpage prices
- 5-4. Historical and forecast volatility of pine pulpwood stumpage prices

Tables

- 3-1. Pine pulpwood harvest volumes, 2008-2012
- 3-2. Changes in annual demand for pine pulpwood fiber by facility type, 2013-2018
- 4-1. Historical and forecast values of macroeconomic drivers
- 5-1. Five-year forecast for pine pulpwood prices
- 5-2. Historical and forecast pine pulpwood stumpage price statistics





US South Hardwood Pulpwood

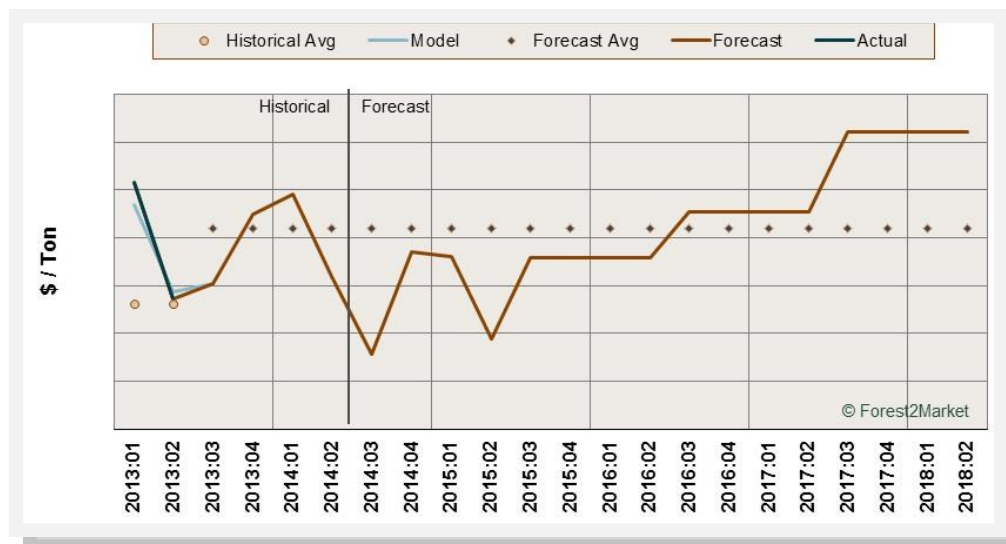
5-YEAR FORECAST

THE WOOD & FIBER SUPPLY CHAIN EXPERTS

AUGUST 2013

Table of Contents

- 1—Executive Summary
- 2—Forest Products Inventory and Supply
- 3—Demand and Outlook for Hardwood Pulpwood
- 4—Macroeconomic Drivers of the Five-Year Forecast
- 5—Southwide Stumpage Prices
 - 5.1—Historical Prices
 - 5.2—Price Seasonality
 - 5.3—Five-Year Hardwood Pulpwood Price Forecast
 - 5.4—Hardwood Pulpwood Price Volatility, Five-Year Periods Since 2003

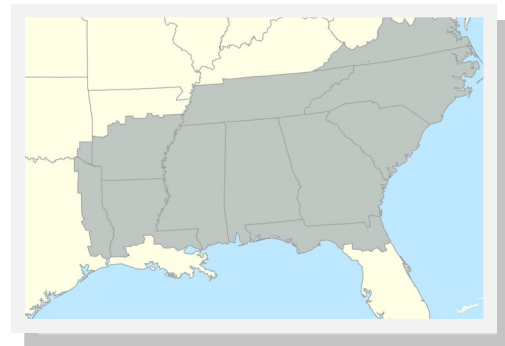


Figures

- 2-1. Volume and acres of timberland—private ownership
- 2-2. Percentage of hardwood timber by product
- 2-3. Percentage of hardwood timber by product
- 2-4. Distribution of acreage by age class and timber type
- 2-5. Distribution of volume by age class and timber type
- 3-1. Historical hardwood pulpwood harvest, 2008-2012
- 3-2. Historical and predicted hardwood pulpwood harvest by mill type, 2008-2018
- 5-1. Quarterly southwide hardwood pulpwood stumpage prices since 1Q2002, with 5-year periodic averages
- 5-2. Seasonality of southwide hardwood pulpwood prices since 1Q2002
- 5-3. Historical and forecast quarterly hardwood pulpwood stumpage prices
- 5-4. Historical and forecast volatility of hardwood pulpwood stumpage prices

Tables

- 3-1. Hardwood pulpwood harvest volumes, 2008-2012
- 3-2. Changes in annual demand for hardwood pulpwood fiber by facility type, 2013-2018
- 4-1. Historical and forecast values of macroeconomic drivers
- 5-1. Five-year forecast for hardwood pulpwood prices
- 5-2. Historical and forecast hardwood pulpwood stumpage price statistics



Order Form

- Select Product(s)** Pine Sawtimber and Chip-n-Saw 5-Year Forecast
 Pine Pulpwood 5-Year Forecast
 Hardwood Pulpwood 5-Year Forecast

Pricing: One forecast is \$3,500; any two forecasts are \$6,000; all three forecasts are \$8,500.

Billing Information

Name on Card _____
Company _____
Address 1 _____
Address 2 _____
City/State/Zip _____

Mailing Address

Name on Card _____
Company _____
Address 1 _____
Address 2 _____
City/State/Zip _____

Please let us know how to contact you with questions about your order:

Phone Number: _____ Email: _____

Payment Information

Check Enclosed

Master Card Visa AmEx Other

Credit Card Number _____ - _____ - _____ Expiration: Month _____ Year _____

Ordering Options: Website, Phone, Fax or Mail

- **Order via the website** at www.forest2market.com/products/forest2mill/5-year-forecasts

- **Phone in credit card information:** 855-326-8664 ext. 10

- **Fax this order form and credit card information to:**

National Benchmark Subscription Manager
(704) 540-6301

- **Mail this order form and payment to:**

Forest2Market, Inc.
National Benchmark Subscription Manager
15720 John J Delaney Drive, Suite 550
Charlotte, NC 28277