

KEY FEATURES

- » Precise control over output signal level
- » High Frequency Selectivity - Passes GPS, GLONASS & GALILEO frequencies while rejecting other out-of-band signals.
- » Continuous Built-In-Testing (BIT)
- » Automatic Oscillation Detection
- » Perfect for aircraft hangars, manufacturing test cells, R&D facilities, any automated test environment or an anechoic chamber
- » Use for any GNSS retransmission application

OPTIONS

- » Waterproof
- » L1 Only vs. L1/L2 Filtering
- » Multiple Connector Types
- » Power Always ON or Power ON/OFF



GLI-Metro-G

INTRODUCTION

The GLI-METRO-G is a GNSS* smart amplifier, perfect for the commercial and public sector. When used in conjunction with an active GPS/GLONASS receive antenna, it will pass GPS+GLONASS signals inside a building, hangar or any structure where signal is not accessible. It can be used in an automated test environment or in a shielded room that needs GNSS signal.

GLI-METRO-G has the unique benefit of allowing selection for the power control between signals. A user can easily decide which signal output the GLI-METRO-G will use to control signal power: GPS+GLONASS, GLONASS only or GPS only. This reduces the need for multiple antennas, receive devices and multiple antenna runs, while lowering maintenance and installation costs.

AUTOMATIC SIGNAL LEVEL CONTROL

The GLI-METRO-G employs an automatic control to maintain the set output signal level, regardless of the uncertain loss or gain in the receive antenna cable network. Derived from high performance systems for military applications, this device allows precise determination over effective radiated power (ERP) levels, regardless of the uncertain loss or gain in the receive antenna cable network. It will automatically condition the signal and prevent changes in performance.

BUILT-IN TROUBLESHOOTING

The GLI-METRO-G will identify and isolate the following:

- Oscillation condition
- High gain
- Low gain
- Short/Open circuit
- Internal component failure
- Less than four satellites
- No satellites with adequate signal
(call for complete list of conditions)

**GLI-Metro-G offers support for present and future GNSS signals, including Galileo, ensuring operation with future devices.*

GLI-METRO-G 1X1

GLI-METRO-G OUTPUT PORTS

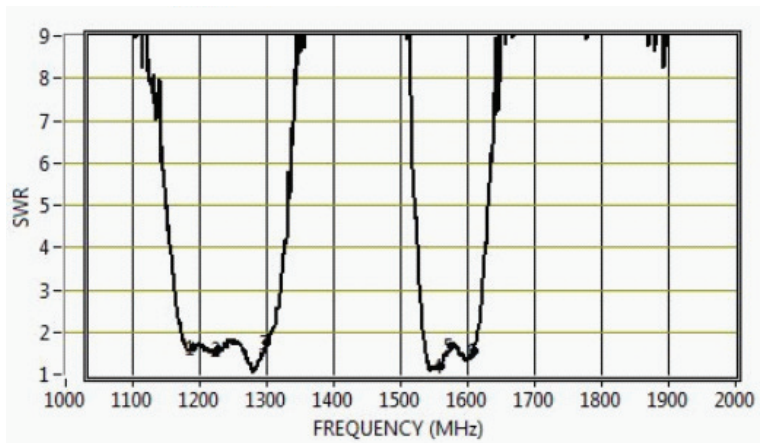
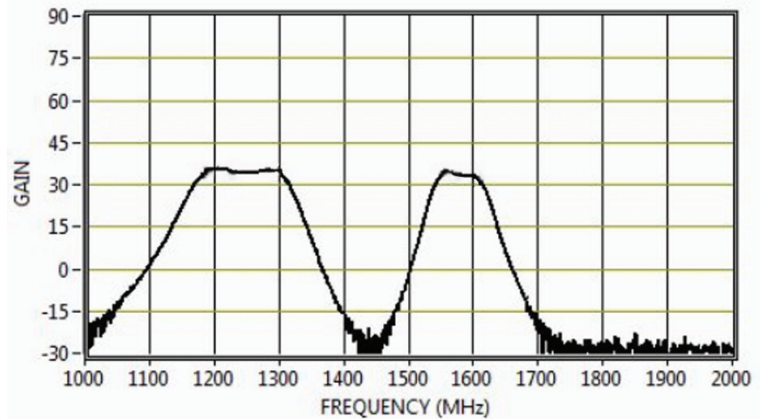
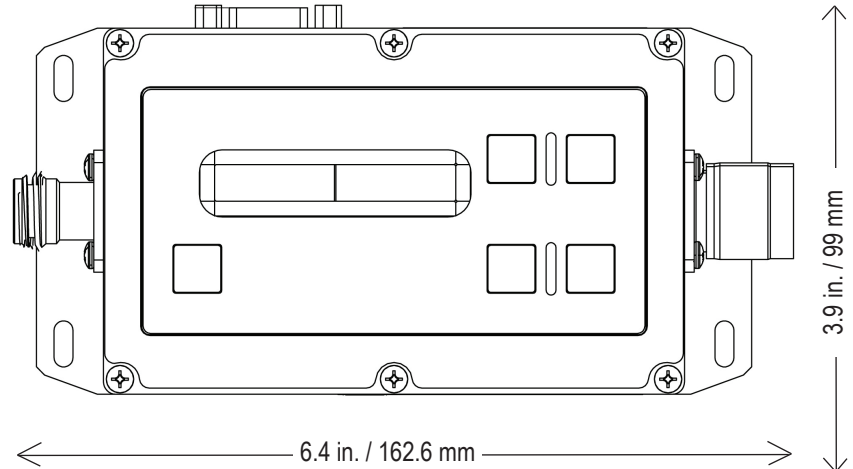
- » Number of ports 1

GLI-METRO-G ELECTRICAL SPECIFICATIONS

- » Input/Output impedance 50Ω
- » SWR all ports (typical)
 - Input: 2:1
 - Output: 2:1
- » Bandwidth
 - GPS & GLONASS L1 1560-1615 MHz
 - GPS & GLONASS L1/L2 1170 - 1310 MHz
- » Gain (nominal) 33 dB
- » Gain Range 0-55dB
- » Gain flatness <3 dB
- » Noise figure <3 dB
- » AC input level 110 VAC
 - 230VAC UK
 - 230VAC European
- » DC input level 16 - 28 VDC
- » Active Antenna Output
 - Power Supply Output 6.8V

GLI-METRO-G PHYSICAL SPECIFICATIONS

- » RF connectors
 - N (m, f)
 - SMA (m, f)
 - TNC (m, f)
 - SMB (f)
 - SMC (f)
- » RS232 serial connector DB9(F) DCE
- » Weight:
 - 1x1 1.2 lbs (544.3 g)
- » Size:
 - 1x1 6.4" x 3.9" x 2.0"
 - (162.6 mm x 99 mm x 50.8 mm)
- » Operating temperature -40 to +85°C



AS9100 & ISO 9001:2008 Certified
 Veteran Owned Small Business
 CCR Registered
 CAGE: 1RTJ5
 DUNS: 883995677
 NAICS: 334220, 334290, 334511,
 541330, 541690

www.gpssource.com