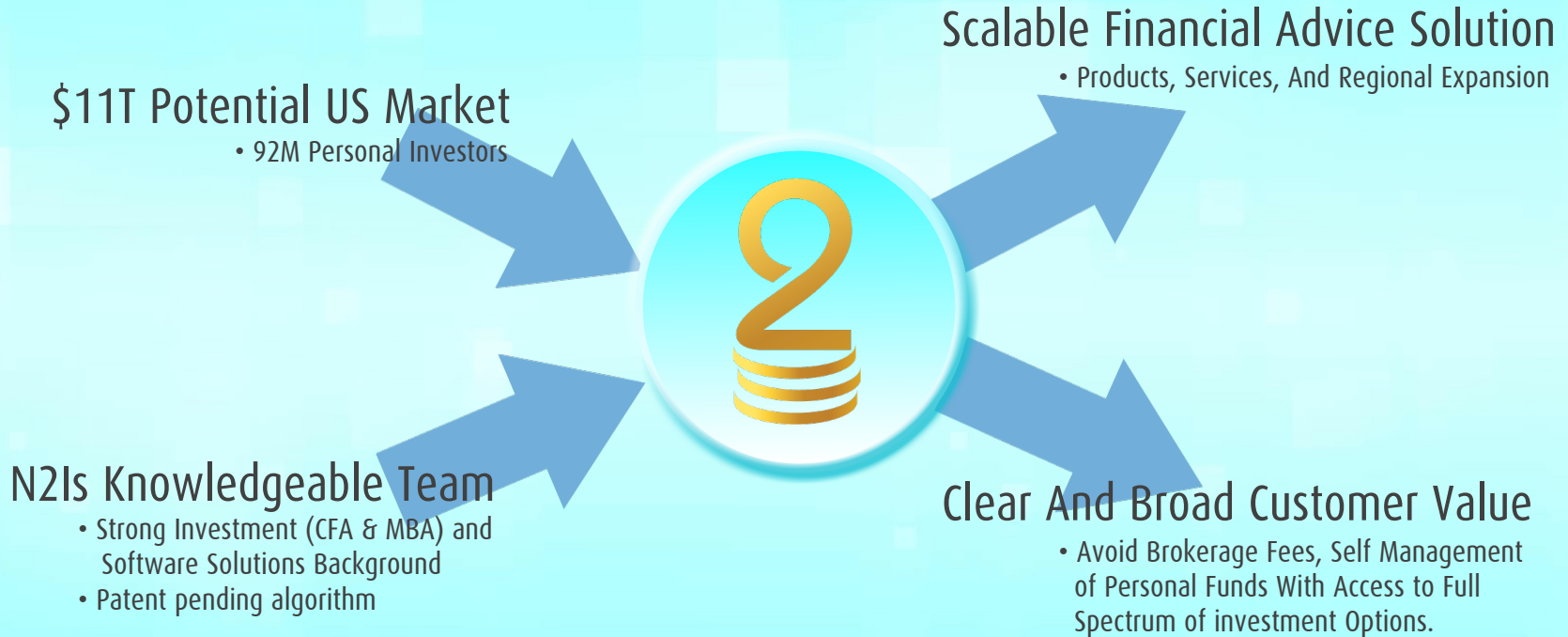


Nuts Invest

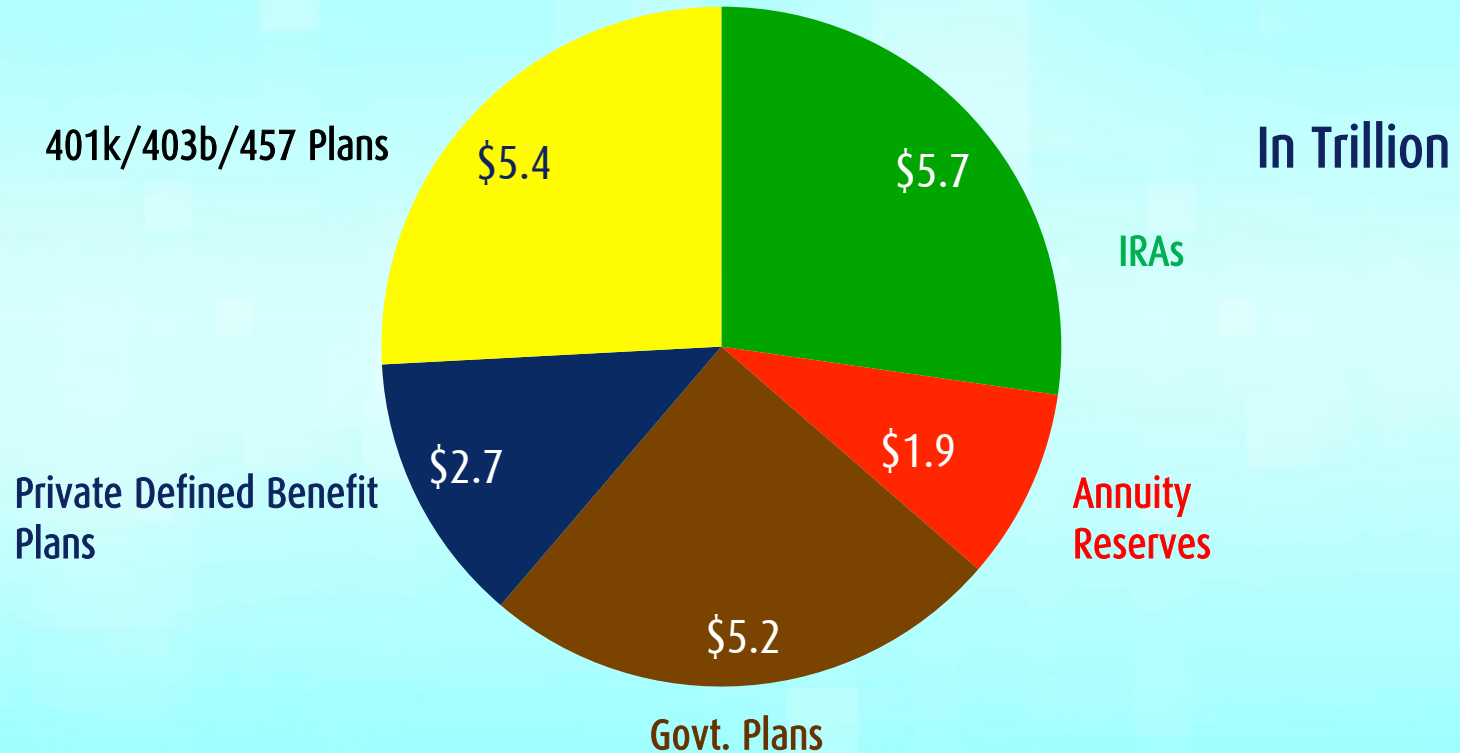
SEC Registered FINRA Member Patent Pending

Sunil Kulkarni – CFA, MBA, PhD
CEO, www.nuts2invest.com LLC
Founded in Delaware
skulkarni1@nuts2invest.com
(937) 885-6508

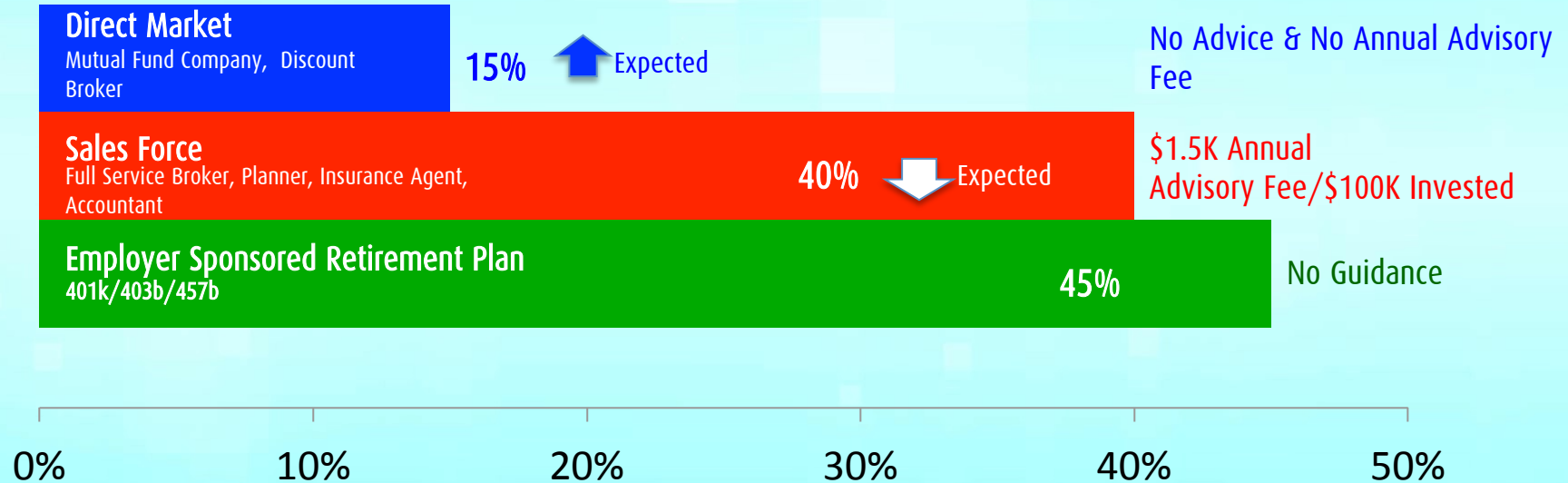


Nuts & Invest

92M U. S. Investors Holding \$21T in Financial Assets (\$11.1T in 401k/IRAs)

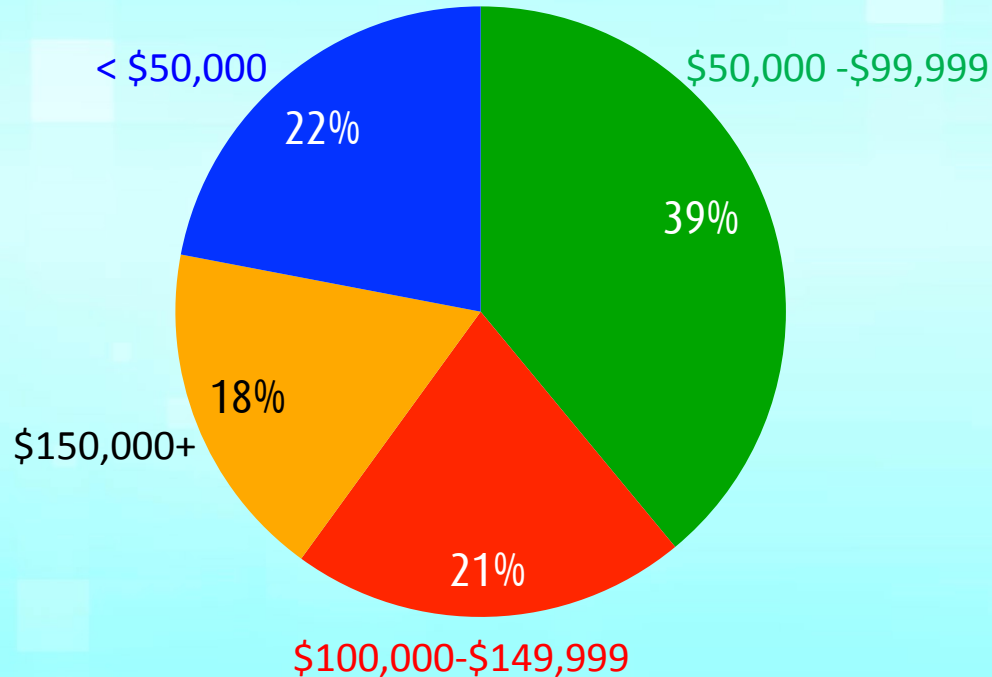


U.S. Mutual Fund Holders By Purchasing Source

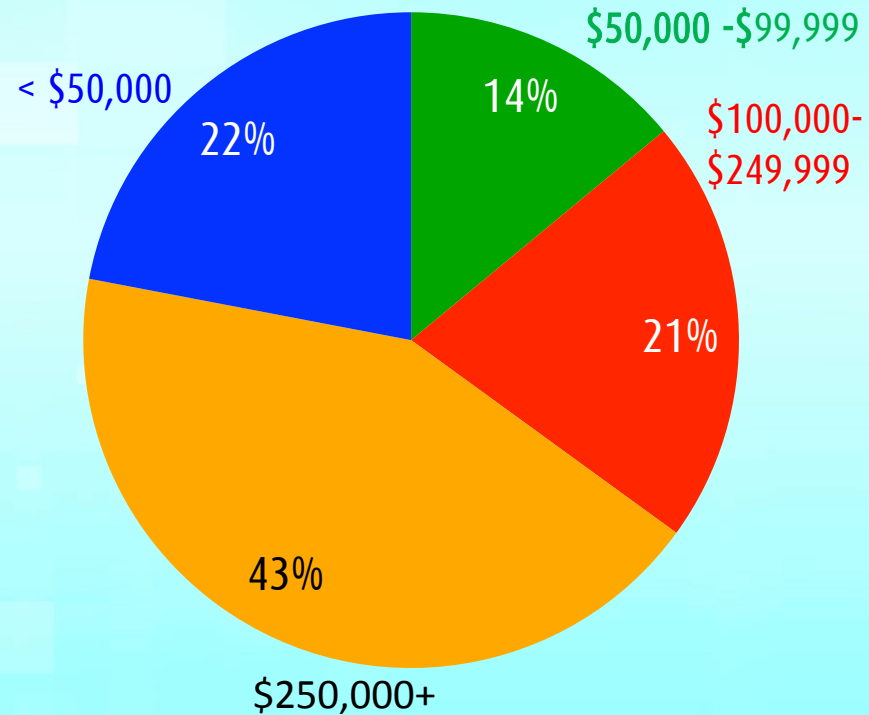


U. S. Households Purchase Financial Securities Independent of Income

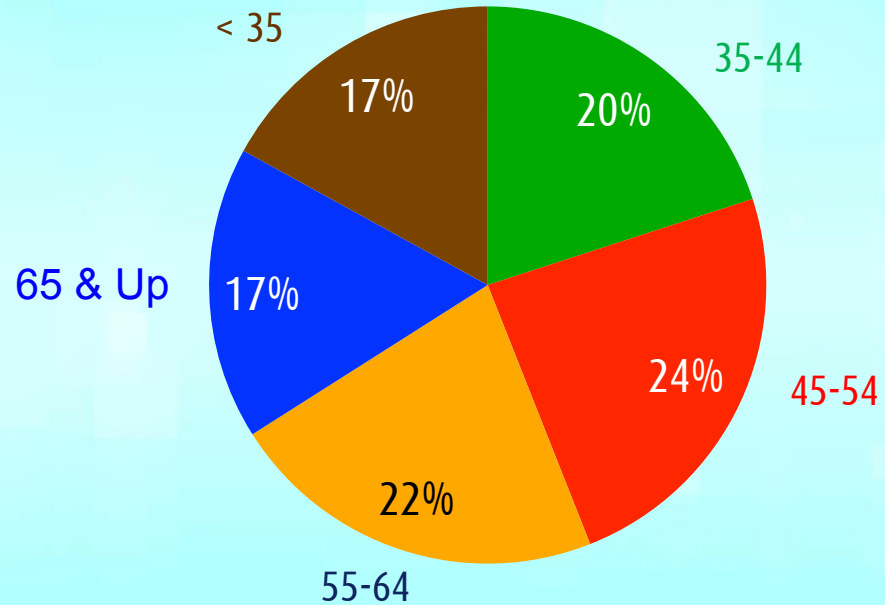
Income



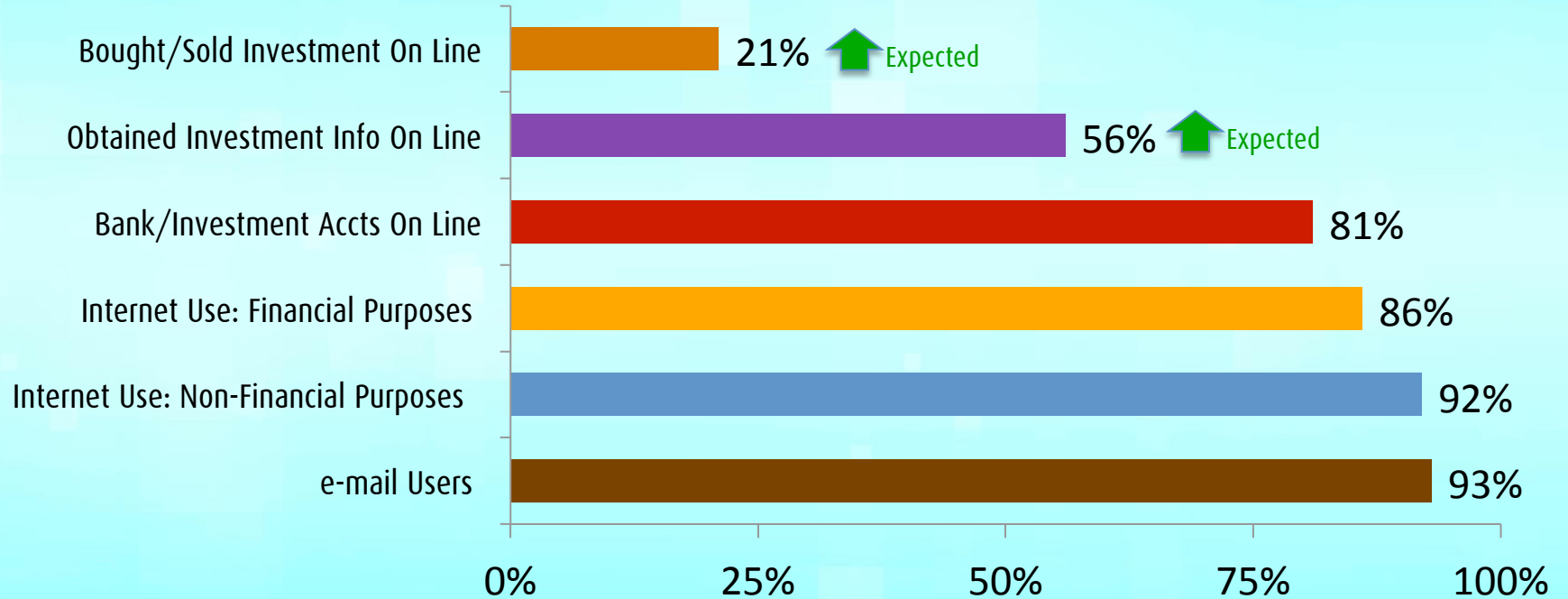
Financial Assets



U. S. Mutual Fund Investors: Every Age Group In Play



Internet Usage for Investing Expected to Grow



Check Why We take pride in our Recommendations

3 Year Performance As of 11/30/13

**** IRA

401k Portfolios

12.3%

N2I Recommendation

12.4%

N2I Recommendation

10.6%

Market Benchmark

10.1%

N2I Recommendation

Conservative

13.5%

N2I Recommendation

Moderate

15.8%

N2I Recommendation

Aggressive

10.6%

Market Benchmark

US Top 529 Plans

11.8%

N2I Recommendation

Nebraska

12.5%

N2I Recommendation

Illinois

10.6%

Market Benchmark

Google

eBay

Aggressive Investor

Patent Pending Algorithm Based Investment Portfolios Beat Market Consistently

Aggressive Investor

Nuts²Invest

A Game Changer In Investment Management

Performance Historical Data



Investor Portfolio Recommendations



Investment Product Seller

Today

MORNINGSTAR[®]

LIPPER 

Portfolio Annual
MANAGEMENT FEE \$1.5K / \$100K

NO Portfolio Recommendations
Investor Limited Access

Full Service Brokers

Discount Brokers
E*trade, Scottrade...



MORNINGSTAR[®]

LIPPER 

FREE Portfolio Recommendations
Unbiased & Broad Access

Discount Brokers
E*trade, Scottrade...

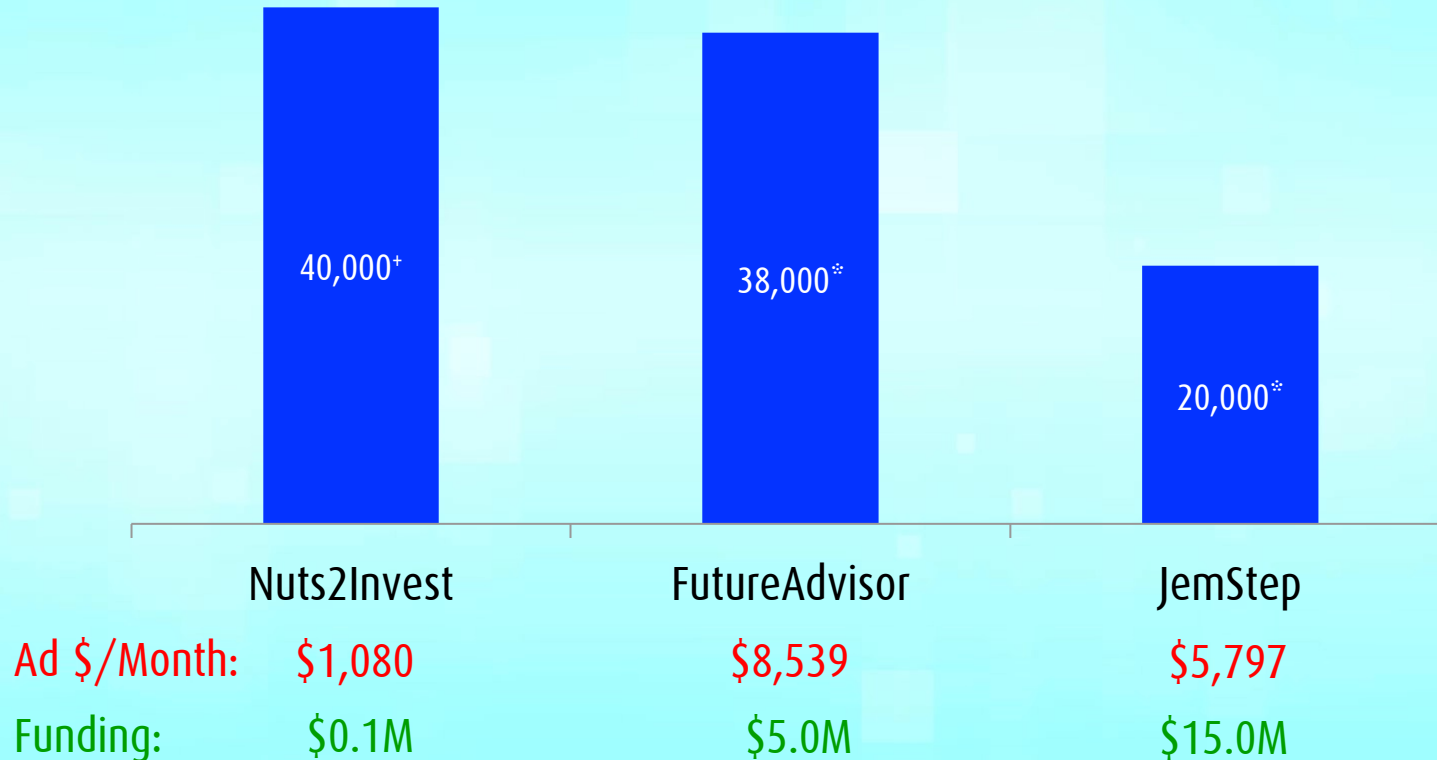
	FULL SERVICE BROKERS	INVESTOR N2Is VALUE
Investment Products Supported	IRAs / MUTUAL FUNDS / STOCKs / ETFs	IRAs / MUTUAL FUNDS / STOCKs / ETFs + 401k Plans / Top 529 Plans
Portfolio Management Fees (For \$100K Investment Account)	\$1,500 Annually EXTENSIVE Sales Pitch	\$0 Annually NO Sales Pitch
Financial Advice Approach	COMBINED GENERIC Individual Investors Pool	SPECIFIC For Individual Investors Based On Their Risk Tolerance
Ease Of Use	Investors Tied To BROKERAGE SALES PITCH & Follow Ups	Investors SELF MANAGE Their Funds ONLINE At Their Convenience
Financial Analysis / Algorithm STRENGTH	<ol style="list-style-type: none"> 1. Access To LIMITED Brokerage RELATIONSHIP BIASED Funds Only 2. NO TRACKING Of Fund Manager Performance 3. NO Return / Risk Optimization 4. Portfolio Assessments & Recommendations Performed ANNUALLY 	<ol style="list-style-type: none"> 1. Access To FULL FUND UNIVERSE (26K + Funds) 2. Fund Manager Selection Based On PROVEN PERFORMANCE TRACK RECORD 3. COMPLETE Return / Risk Optimization 4. Portfolio Assessments & Recommendations Performed MONTHLY

OFFERED w/ FEE	OFFERED w/o FEE	NOT OFFERED
----------------	-----------------	-------------

N2I COMPETITION	DC PLANS (401k/403b/457b)	IRA	529 EDUCATION	MUTUAL FUNDS & ETFs	STOCKS	BONDS	USER BASE*
FULL SERVICE BROKERS		1.5% Annual Fee Per Investment Amt Mgd		1.5% Annual Fee Per Investment Amt Mgd	\$X Per Trade	\$Z Per Trade	Millions
DISCOUNT BROKERS					\$Y Per Trade	\$W Per Trade	Millions
SMART401K.COM	\$200 Annual Fee Per Portfolio Managed						12,700
NESTEGGWALTH.COM		1% Annual Fee Per Investment Amt Mgd		1% Annual Fee Per Investment Amt Mgd			<100
JEMSTEP.COM		0.25% Annual Fee Per Investment Amt Mgd		0.25% Annual Fee Per Investment Amt Mgd			1,000
FUTUREADVISOR.COM	0.25% Annual Fee Per Portfolio Managed						<100
NUTS2INVEST.COM	NO FEES / INDIVIDUAL COMPANY 401K PLAN BASED	RECOMMEND MONTHLY 4* & 5* FUNDS	SUPPORT USA 50 STATE PLANS & COMPARE TO TOP 2 USA PLANS	ACCESS & EVALUATE 26K+ MF FUNDS & 1.5K+ ETFs	COMPARATIVE INFORMATION ON 15K+ STOCKS	N2I PHASE II (NO FEES)	<100

* Data Source: FINRA Filing (Oct 2012)

Monthly Site Visitors, Ad Expenditure & Funding Received (Oct. & Nov. 2013)



* Data Source: www.ispionage.com (Oct & Nov 2013) + www.Discountasp.net

Competitive Performance

	Daily Page Views*	Daily Time on site*	Monthly #clicks	Monthly PPC Budget	Funding
JemStep.com	2.3	2:16	20,000**	\$5,797**	\$4.5M Series A Funding (Oct 2013) \$6.0M Series A Funding (Feb 2012) \$4.5M Angel Funding (Jan 2008)
FutureAdvisor.com	2.5	2:40	38,000**	\$8,539**	\$5M Series A Funding (Aug 2012) - Sequoia Capital
NestEggWealth.com	2.6	1:11	--	--	N/A
Nuts2Invest.com	7.1	12:33	40,000+	\$1,080	<u>Request:</u> \$2M Total For Two Years \$5.6M Total For Four Years

Data Sources (Oct & Nov 2013):

* www.alexa.com

+ www.Discountasp.net

** www.ispionage.com