







First Semester Report Card
on the Common Core State Standards









January 7, 2014

First Semester Report Card on the Common Core State Standards





1. How many years in total have you been teaching?

		Response Percent	Response Count
0 - 2		8.7%	70
3 - 5		9.4%	76
6 - 10		17.4%	141
11+		64.5%	522
		answered question	809
		skipped question	0







2. What grade do you teach currently?

		Response Percent	Response Count
K		15.2%	123
1		14.0%	113
2		13.6%	110
3		11.4%	92
4		9.5%	77
5		9.8%	79
6		4.1%	33
Other (please specify)		22.5%	182
		answered question	809
		skipped question	0

















3. How many years have you been teaching that grade?

		Response Percent	Response Count
0 - 2		27.8%	225
3 - 5		21.8%	176
6 - 10		21.1%	171
11+		29.3%	237
		answered question	809
		skipped question	0

















4. What is your age?

		Response Percent	Response Count
18 - 25		4.2%	34
26 - 34		15.5%	125
35 - 44		26.1%	211
45 - 54		29.2%	236
55 - 64		22.2%	180
65+		2.8%	23
		answered question	809
		skipped question	0

5. In which state do you teach?

		Response Percent	Response Count
AL Alabama		1.1%	9
AK Alaska		0.4%	3
AZ Arizona		1.9%	15
AR Arkansas		1.2%	10
CA California		7.0%	57
CO Colorado		1.0%	8
CT Connecticut		2.0%	16
DE Delaware		0.2%	2
DC District of Columbia		0.4%	3
FL Florida		5.1%	41
GA Georgia		2.0%	16
HI Hawaii		0.1%	1
ID Idaho		0.2%	2
IL Illinois		6.3%	51
IN Indiana		1.5%	12
IA Iowa		0.4%	3



KS Kansas		1.4%	11
KY Kentucky		1.2%	10
LA Louisiana		2.0%	16
ME Maine		0.7%	6
MD Maryland		2.3%	19
MA Massachusetts		2.3%	19
MI Michigan		3.1%	25
MN Minnesota		3.1%	25
MS Mississippi		1.0%	8
MO Missouri		2.0%	16
MT Montana		0.4%	3
NE Nebraska		0.9%	7
NV Nevada		1.5%	12
NH New Hampshire		0.5%	4
NJ New Jersey		4.0%	32
NM New Mexico		0.6%	5
NY New York		8.7%	70
NC North Carolina		4.0%	32
ND North Dakota		0.4%	3

OH Ohio		4.3%	35
OK Oklahoma		1.7%	14
OR Oregon		0.5%	4
PA Pennsylvania		4.0%	32
RI Rhode Island		0.5%	4
SC South Carolina		1.4%	11
SD South Dakota		0.5%	4
TN Tennessee		2.1%	17
TX Texas		4.7%	38
UT Utah		1.1%	9
VT Vermont		0.5%	4
VA Virginia		3.7%	30
WA Washington		2.3%	19
WV West Virginia		0.2%	2
WI Wisconsin		1.6%	13
WY Wyoming		0.1%	1
answered question			809
skipped question			0






6. At the beginning of the school year, how knowledgeable were you about the purpose and objectives of the Common Core State Standards?

	Had No Knowledge	Had Some Knowledge	Somewhat Knowledgeable	Knowledgeable	Very Knowledgeable	Rating Average	Rating Count
	4.2% (34)	21.0% (170)	31.3% (253)	31.8% (257)	11.7% (95)	3.26	809
	answered question						809
	skipped question						0






7. Is this your first year teaching to the CCSS?

		Response Percent	Response Count
Yes		46.1%	373
No		53.9%	436
	answered question		809
	skipped question		0






8. Compared to previous years, how much time have you spent so far this school year preparing CCSS aligned lessons?

		Response Percent	Response Count
Not Nearly As Much Time		7.3%	31
Almost As Much Time		5.0%	21
Same Amount of Time		18.2%	77
A Little More Time		22.0%	93
Much More Time		47.5%	201
		answered question	423
		skipped question	386

9. Approximately how many hours a week do you spend planning lessons aligned with the CCSS?

		Response Percent	Response Count
1 - 2 hours		11.8%	87
3 - 4 hours		30.6%	225
5 - 7 hours		24.2%	178
8 - 10 hours		16.6%	122
10+ hours		16.8%	124
		answered question	736
		skipped question	73

10. Approximately how many hours a week did you spend planning lessons prior to the implementation of the CCSS?

		Response Percent	Response Count
1 - 2 hours		31.1%	229
3 - 4 hours		37.1%	273
5 - 7 hours		20.1%	148
8 - 10 hours		7.2%	53
10+ hours		4.5%	33
answered question			736
skipped question			73

11. How supportive has your school or school district been in providing you with the necessary materials and resources to effectively teach lessons aligned with the CCSS?

	Very Unsupportive	Somewhat Unsupportive	Somewhat Supportive	Supportive	Very Supportive	Rating Average	Rating Count
	8.7% (64)	14.3% (105)	39.8% (293)	24.9% (183)	12.4% (91)	3.18	736
answered question							736
skipped question							73








12. How comfortable were you with teaching according to the CCSS at the beginning of the school year?

	Very Uncomfortable	Somewhat Uncomfortable	Somewhat Comfortable	Comfortable	Very Comfortable	Rating Average	Rating Count
	10.4% (75)	24.0% (173)	38.5% (278)	19.9% (144)	7.2% (52)	2.90	722
	answered question						722
	skipped question						87

13. At this point in the school year, how comfortable are you now with teaching according to the CCSS?

	Very Uncomfortable	Somewhat Uncomfortable	Somewhat Comfortable	Comfortable	Very Comfortable	Rating Average	Rating Count
	5.4% (39)	17.0% (123)	37.1% (268)	31.4% (227)	9.0% (65)	3.22	722
	answered question						722
	skipped question						87






14. Please tell us your biggest challenges with the CCSS so far this school year. (Choose up to three options.)

		Response Percent	Response Count
Teaching Materials and Resources		55.9%	397
District Support		11.4%	81
Parental Support		13.7%	97
Training		25.9%	184
Time Needed to Understand and Implement		59.3%	421
Students' Foundational Skills		53.4%	379
Other (please specify)		12.8%	91
answered question			710
skipped question			99

15. How effective have the CCSS been in meeting your students' educational needs?

	Very Ineffective	Somewhat Ineffective	Somewhat Effective	Effective	Very Effective	Rating Average	Rating Count
	11.2% (80)	25.0% (178)	41.6% (296)	17.4% (124)	4.8% (34)	2.79	712
answered question							712
skipped question							97

16. Please give the CCSS an overall grade for the first semester:

		Response Percent	Response Count
A		6.2%	44
B		29.3%	208
C		35.4%	251
D		19.2%	136
F		9.9%	70
		answered question	709
		skipped question	100