







## Teacher Gifts: More apples or Apple®s?

### 1. In which region of the country do you teach?

		Response Percent	Response Count
Northeast		19.2%	123
Mid-Atlantic		4.7%	30
South East		20.7%	132
<b>Mid-West</b>		<b>25.2%</b>	<b>161</b>
South West		10.6%	68
North West		4.1%	26
West		11.0%	70
I don't live in the United States		4.5%	29
		<b>answered question</b>	<b>639</b>
		<b>skipped question</b>	<b>0</b>

## 2. How long have you been teaching?

		Response Percent	Response Count
1-5 Years		23.9%	153
6-10 Years		18.2%	116
11-15 Years		15.0%	96
16-20 Years		13.3%	85
<b>20+ Years</b>		<b>28.8%</b>	<b>184</b>
Just started this year		0.8%	5
		<b>answered question</b>	<b>639</b>
		<b>skipped question</b>	<b>0</b>

### 3. What grade do you teach?

		Response Percent	Response Count
Preschool/Pre-K		5.0%	32
Kindergarten		16.0%	102
1st		22.1%	141
2nd		14.1%	90
3rd		14.2%	91
4th		12.2%	78
5th		9.4%	60
6th		3.1%	20
7th		0.9%	6
8th		1.1%	7
High School		1.6%	10
Higher Ed.		0.3%	2
		<b>answered question</b>	<b>639</b>
		<b>skipped question</b>	<b>0</b>

### 4. In which type of school do you teach?

		Response Percent	Response Count
Public		84.4%	539
Private		7.0%	45
Parochial/Religiously Affiliated		8.6%	55
		<b>answered question</b>	<b>639</b>
		<b>skipped question</b>	<b>0</b>

## 5. How many students are in your class?

		Response Percent	Response Count
1-10		3.6%	23
11-20		33.6%	215
<b>21-30</b>		<b>54.5%</b>	<b>348</b>
31-40		4.5%	29
40+		3.8%	24
<b>answered question</b>			<b>639</b>
<b>skipped question</b>			<b>0</b>



## 6. What is your school's policy on gifts?

		Response Percent	Response Count
<b>There are no restrictions on gift giving or receiving.</b>		<b>80.5%</b>	<b>513</b>
Students are not allowed to give gifts to teachers.		0.9%	6
Students can only contribute toward one gift from the class. Individual gifts are not permitted.		0.6%	4
Individual gifts cannot be accepted if they are over a certain dollar amount.		9.6%	61
I don't know my school's policy.		8.3%	53
<b>answered question</b>			<b>637</b>
<b>skipped question</b>			<b>2</b>








### 7. What is the maximum dollar amount for gifts your students may give?

		Response Count
		60
answered question		60
skipped question		579




### 8. Do you receive gifts from your students?

		Response Percent	Response Count
Yes		93.5%	587
No		6.5%	41
answered question			628
skipped question			11




### 9. When do you receive gifts? (Check all that apply)

		Response Percent	Response Count
Beginning of the year		19.1%	112
<b>Hanukkah/Christmas</b>		<b>92.2%</b>	<b>541</b>
Valentine's Day		67.0%	393
Teacher Appreciation Week		51.1%	300
End of the Year		74.4%	437
My Birthday		29.0%	170
Other (please specify)		6.0%	35
		<b>answered question</b>	<b>587</b>
		<b>skipped question</b>	<b>52</b>




### 10. Do you get one gift from the class as a whole or gifts from individual students?

		Response Percent	Response Count
I usually receive one gift from the class as a whole.		1.7%	10
<b>I usually receive gifts from students individually.</b>		<b>71.7%</b>	<b>420</b>
I receive both types of gifts.		26.6%	156
		<b>answered question</b>	<b>586</b>
		<b>skipped question</b>	<b>53</b>

**11. If you have received one gift from the class as a whole, was it a surprise or was it something you requested on a wish list/asked for?**

		Response Percent	Response Count
It was a surprise.		38.7%	227
I gave suggestions or requested it on a wish list.		7.3%	43
<b>I have never received one gift from the class as a whole.</b>		<b>53.9%</b>	<b>316</b>
<b>answered question</b>			<b>586</b>
<b>skipped question</b>			<b>53</b>

**12. What are the most common gifts you have received over the last 2 years?**

		Response Percent	Response Count
Gift cards for coffee		47.5%	277
Retail gift cards		47.2%	275
Dollar value gift cards		19.2%	112
Teaching supplies for the classroom		36.4%	212
<b>Handmade items</b>		<b>57.5%</b>	<b>335</b>
Other (please specify)		35.2%	205
<b>answered question</b>			<b>583</b>
<b>skipped question</b>			<b>56</b>



### 13. Compared to when you started teaching, you are:

	Receiving gifts	Receiving one gift from the class as a whole	Rating Count
Less frequently	82.1% (207)	17.9% (45)	252
More frequently	71.0% (88)	29.0% (36)	124
About the same	79.6% (218)	20.4% (56)	274
N/A	10.4% (13)	89.6% (112)	125
answered question			572
skipped question			67

### 14. In your opinion, how have teacher gifts changed since you started teaching?



	Response Count
	365
answered question	365
skipped question	274

### 15. Have you ever received an apple (the fruit) as a gift?

		Response Percent	Response Count
Yes		74.5%	426
No		25.5%	146
answered question			572
skipped question			67












## 16. Have you ever received an Apple® product as a gift?

		Response Percent	Response Count
Yes		10.3%	59
No		89.7%	513
answered question			572
skipped question			67







## 17. What Apple® product did you receive?

	Response Count
	59
answered question	59
skipped question	580

## 18. What is your ideal teacher gift?

		Response Percent	Response Count
Gift card for coffee		9.0%	51
Gift card for a restaurant		9.9%	56
Retail gift card		20.9%	118
Other gift card		6.2%	35
<b>Things for the classroom</b>		<b>27.3%</b>	<b>154</b>
Handmade items		6.9%	39
Card or note of thanks		12.9%	73
Candles		0.9%	5
Mug		0.0%	0
Other (please specify)		6.0%	34
		<b>answered question</b>	<b>565</b>
		<b>skipped question</b>	<b>74</b>

## 19. Which non-monetary gift would you most like to receive?

		Response Percent	Response Count
Used children's book donations		27.4%	155
Time spent volunteering in the classroom		13.5%	76
Volunteering for a cause outside of the classroom in your honor		4.1%	23
<b>A handmade card or not of thanks</b>		<b>41.9%</b>	<b>237</b>
A handmade food item		8.3%	47
Other (please specify)		4.8%	27
		<b>answered question</b>	<b>565</b>
		<b>skipped question</b>	<b>74</b>