

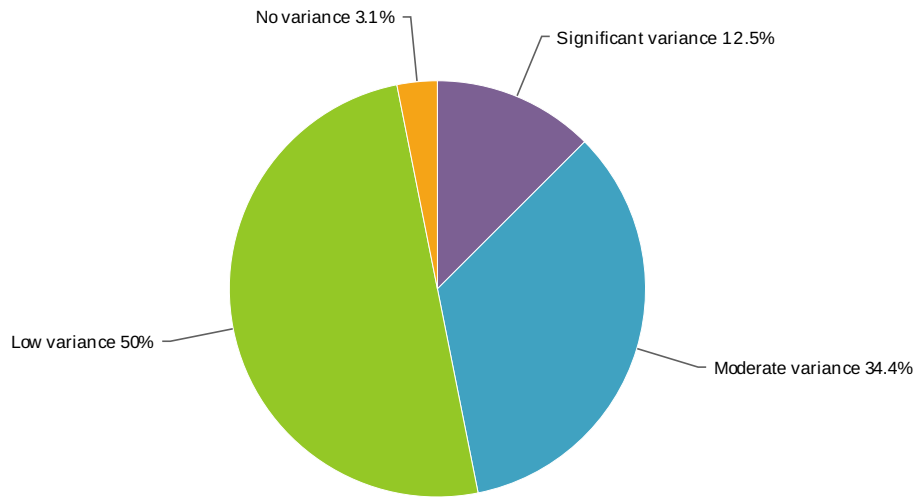
# New Summary Report - 09 May 2014

Survey: Phase 1 Open Payments Submission: An Industry Assessment

## 1. Please enter your job title:

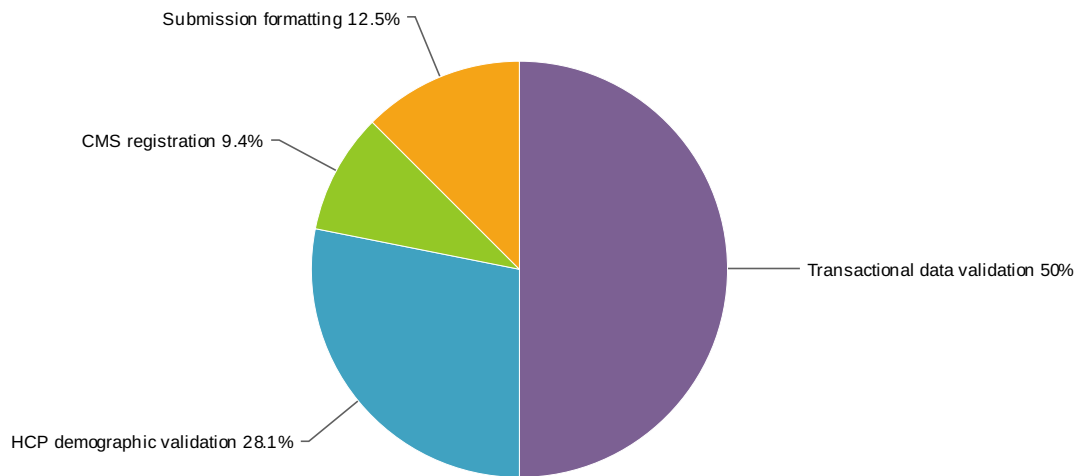
Count	Response
1	Associate Director
1	Associate Director, Ethics and Compliance
1	Business Development Manager
1	Compliance
1	Compliance Director
3	Compliance Manager
1	Compliance Officer
1	Corporate Compliance Manager
1	Deputy Corporate Compliance Officer
1	General Counsel
1	Global Compliance Leader (also Counsel)
1	Global Spend Transparency Head
1	Legal Counsel
1	Paralegal & Compliance Specialist
1	Senior Manager
1	Sr Business Analyst - Aggregate Spend
1	Sr. Director, Corporate Compliance
1	VP, Compliance Management
1	Vice President
1	regulatory compliance manager

## 2. Do you expect any variances between Phase 1 and Phase 2 reporting?



				<b>Statistics</b>	
Significant variance	12.5%		4	Total Responses	32
Moderate variance	34.4%		11		
Low variance	50.0%		16		
No variance	3.1%		1		
I don't know	0.0%		0		
Total			32		

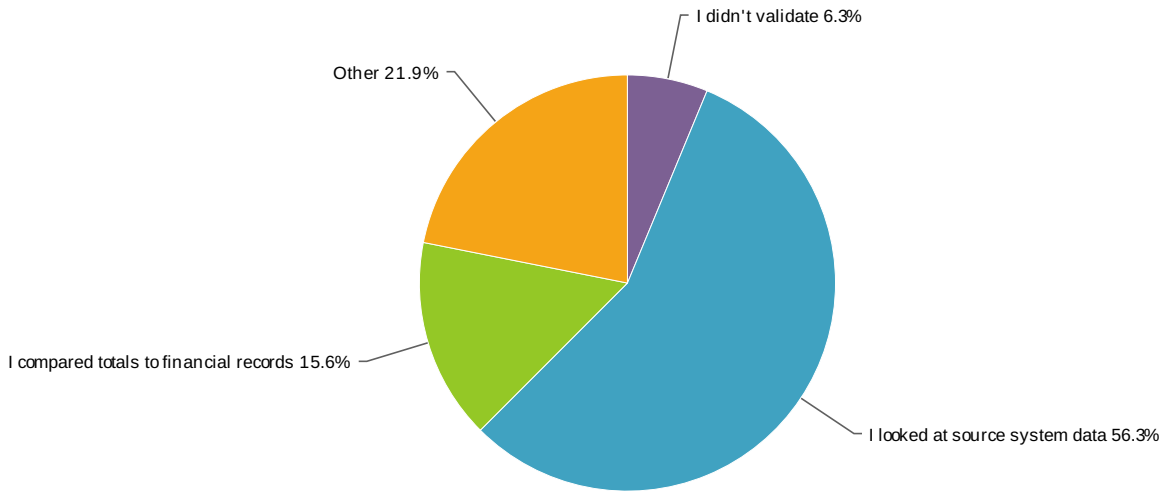
### 3. Where did you spend the most time on Phase 1 submission?



				<b>Statistics</b>	
Transactional data validation	50.0%		16	Total Responses	32
HCP demographic validation	28.1%		9		
			3		

CMS registration	9.4%		3
Submission formatting	12.5%		4
Re-submission of data	0.0%		0
Total			32

#### 4. How did you validate your data for accuracy?

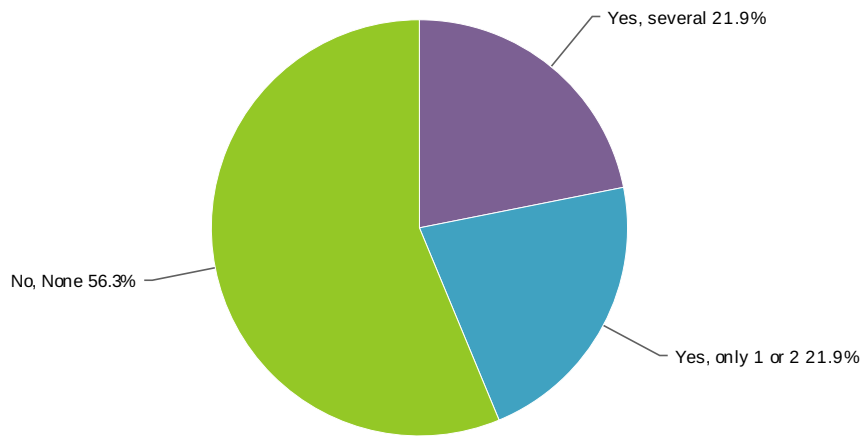


I didn't validate	6.3%		2
I looked at source system data	56.3%		18
I compared totals to financial records	15.6%		5
I only confirmed with recipients having the highest spend	0.0%		0
Other	21.9%		7
Total			32

#### Statistics

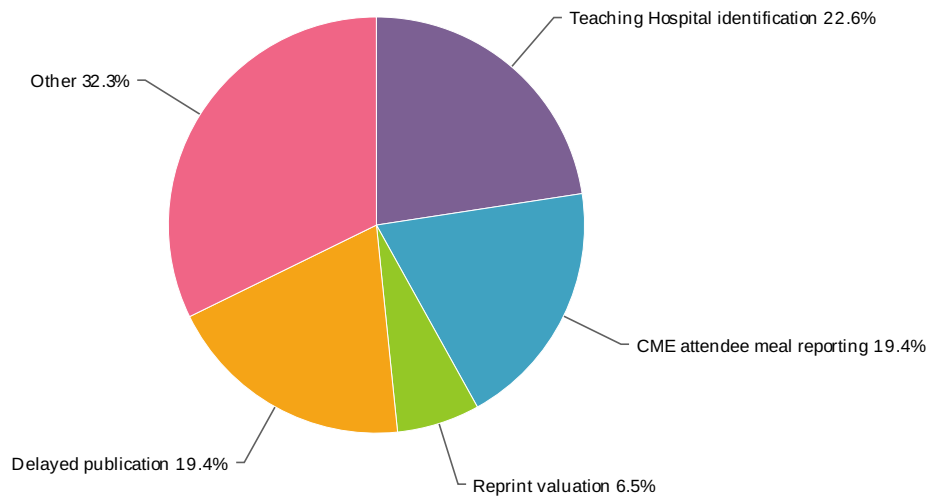
Total Responses	32
-----------------	----

#### 5. Were there any specific payments discovered that raised compliance concerns or necessitated significant follow-up?




				<b>Statistics</b>	
Yes, several	21.9%		7	Total Responses	32
Yes, only 1 or 2	21.9%		7		
No, None	56.3%		18		
Total			32		

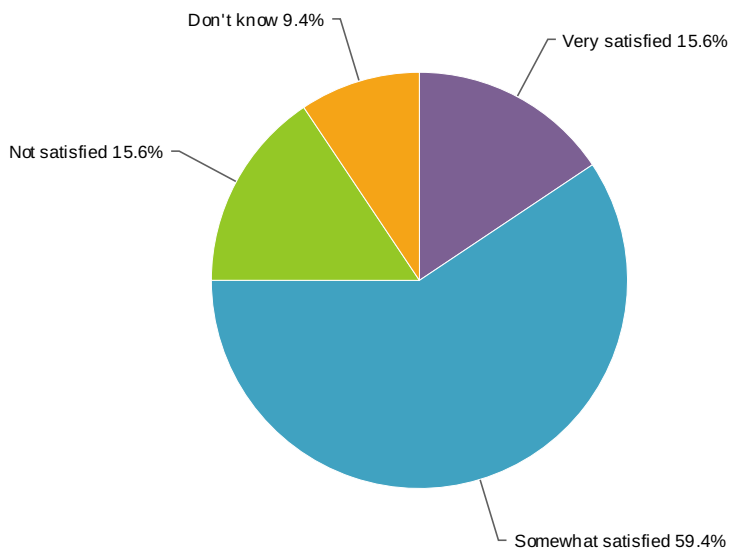
6. What is the biggest outstanding area of confusion remaining for capturing/reporting data?







				<b>Statistics</b>	
Teaching Hospital identification	22.6%		7	Total Responses	31
CME attendee meal reporting	19.4%		6		
Reprint valuation	6.5%		2		
Delayed publication	19.4%		6		
			10		

Other	32.3%		10
		Total	31

7. How satisfied are you with covered recipient demographic data completeness in your reporting/submission, either through a customer master or spend capture method?

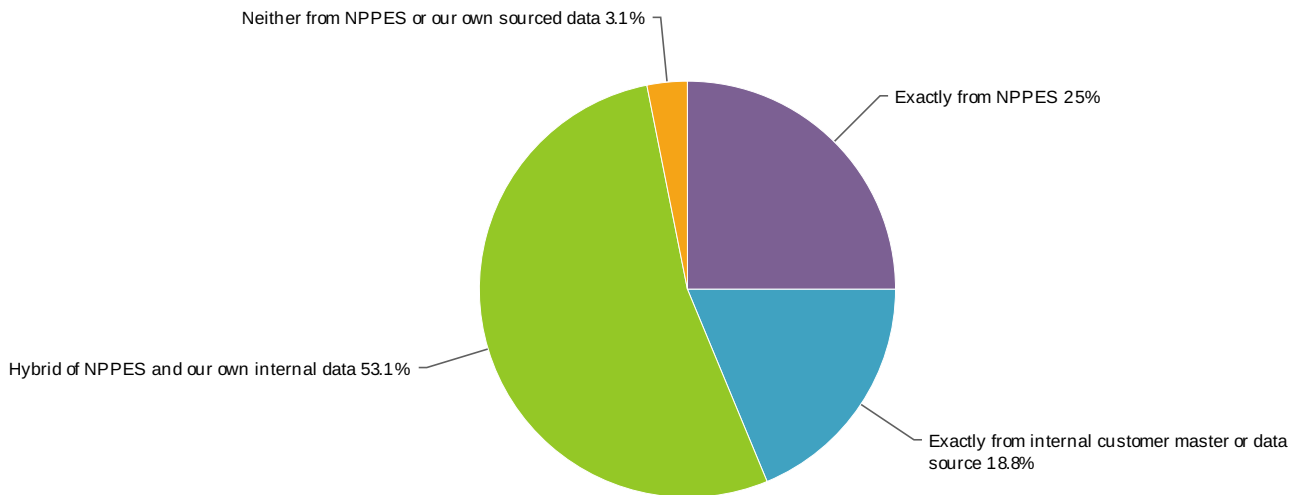


Very satisfied	15.6%		5
Somewhat satisfied	59.4%		19
Not satisfied	15.6%		5
Don't know	9.4%		3
		Total	32

**Statistics**

Total Responses 32

8. Have you already and/or are you planning on reporting physician data as found exactly in the NPPES database versus your own information?

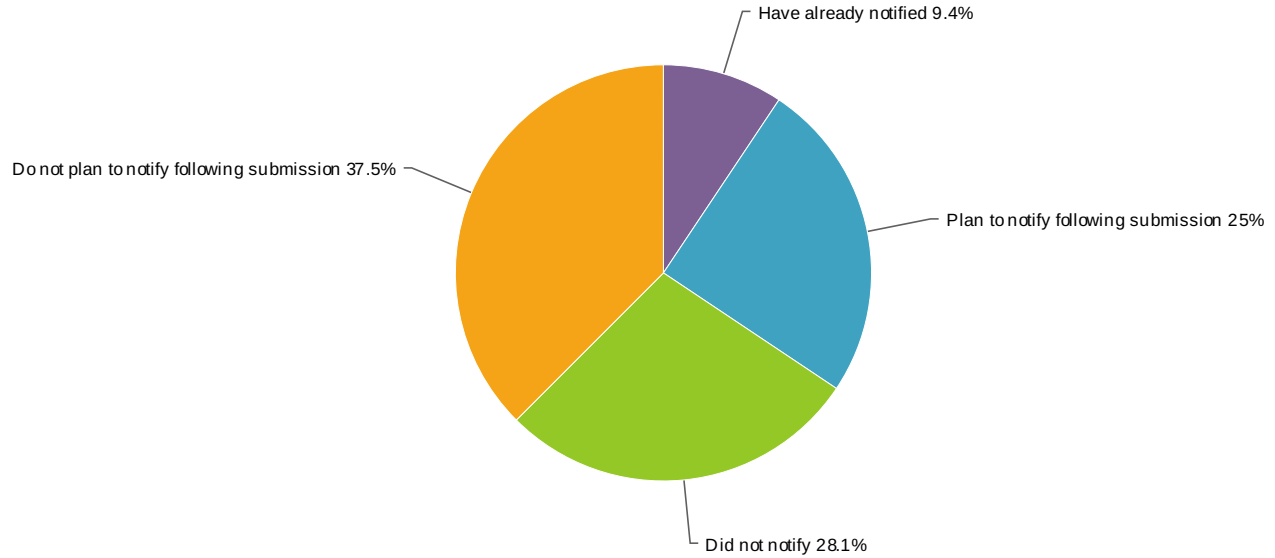


**Statistics**

Exactly from NPPES	25.0%		8
Exactly from internal customer master or data source	18.8%		6
Hybrid of NPPES and our own internal data	53.1%		17
Neither from NPPES or our own sourced data	3.1%		1
Total			32

Total Responses 32

9. Did you notify any covered recipients prior to reporting/submission of data in Phase 1?

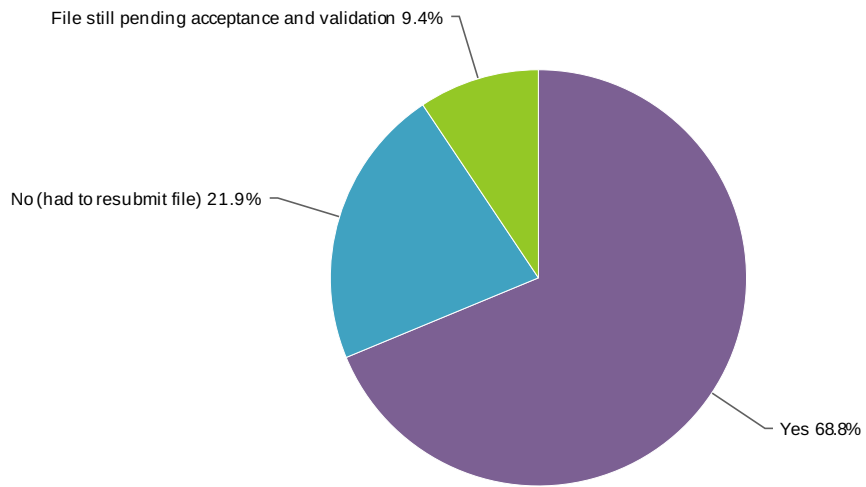





**Statistics**

Have already notified	9.4%		3
Plan to notify following submission	25.0%		8
Did not notify	28.1%		9
Do not plan to notify following submission	37.5%		12
Total			32

Total Responses 32

10. Was the Phase 1 file accepted and validated upon first attempt at submission?



Yes	68.8%		22
No (had to resubmit file)	21.9%		7
File still pending acceptance and validation	9.4%		3
Total			32

#### Statistics

Total Responses	32
-----------------	----