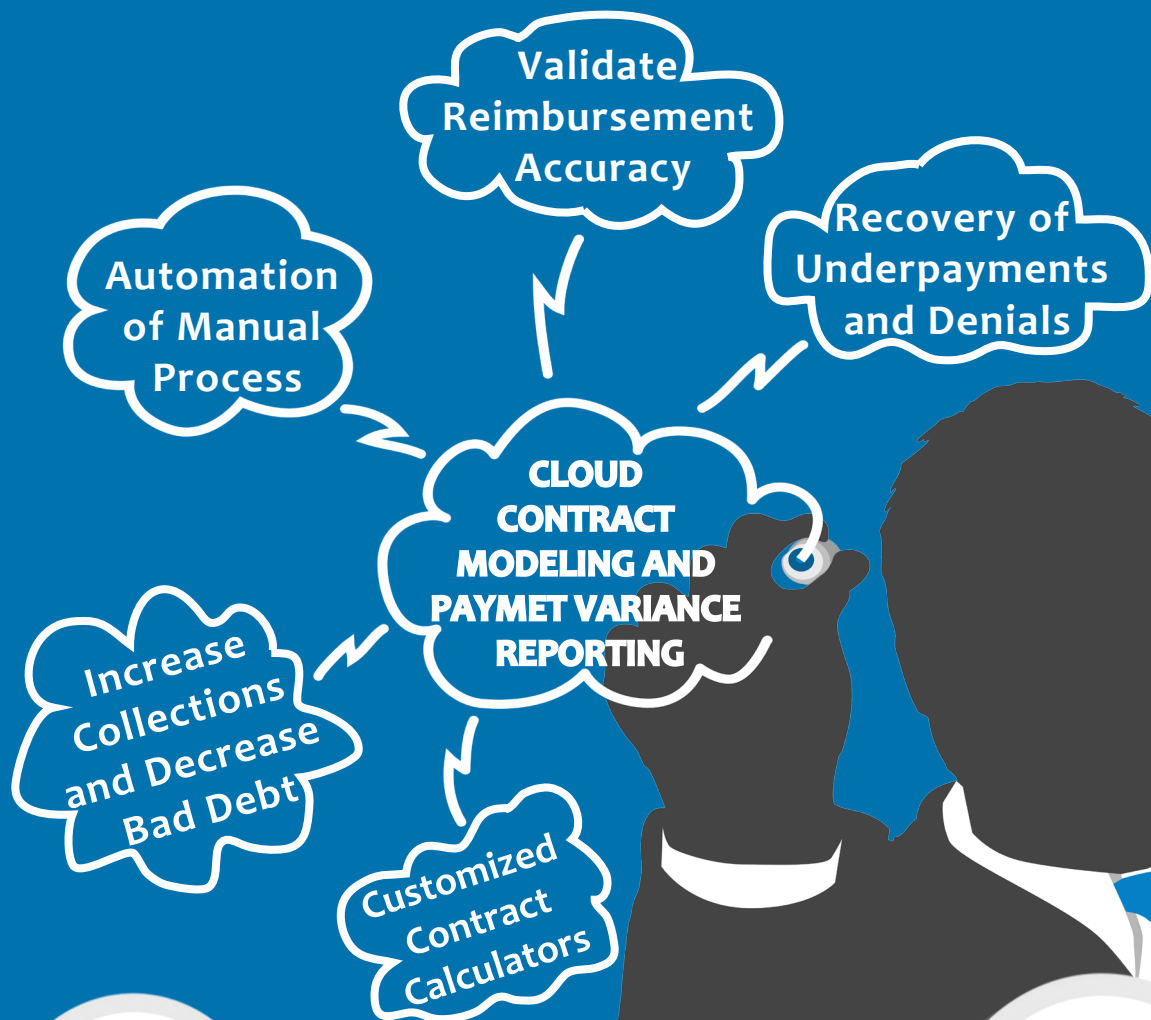


# REVENUE MASTERS

Innovative Cloud Health Care Solutions

AFFORDABLE

## Cloud Contract Modeling™ and Payment Variance Reporting



# IMPROVING FISCAL HEALTH THROUGH AFFORDABLE AND UNMATCHED TECHNOLOGY

## Optimize Cash Flow and Improve Collections!

Cloud Contract Modeling™ and Payment Variance Reporting delivers expert remittance data analysis to identify and work underpayments (including denials and partial denials). It analyzes paid claims line-by-line and identifies payment variances compared to your most recent contracted rates, for third-party and government payers. This includes identifying such errors as claims paid according to the rates for similar-but different plans, while helping you recover revenue you are contractually entitled to.

- Automation of manual processes up to 80% and reduce bad debt.
- Predict payment on claims before they are paid.
- Anticipate Contractual write-offs and identify payment variances.
- Verify every claim was paid correctly.
- Provide staff with a view of reimbursement calculations used to determine expected payment amounts.
- Identify all claims lacking remittances or remittances lacking claims to facilitate investigations.

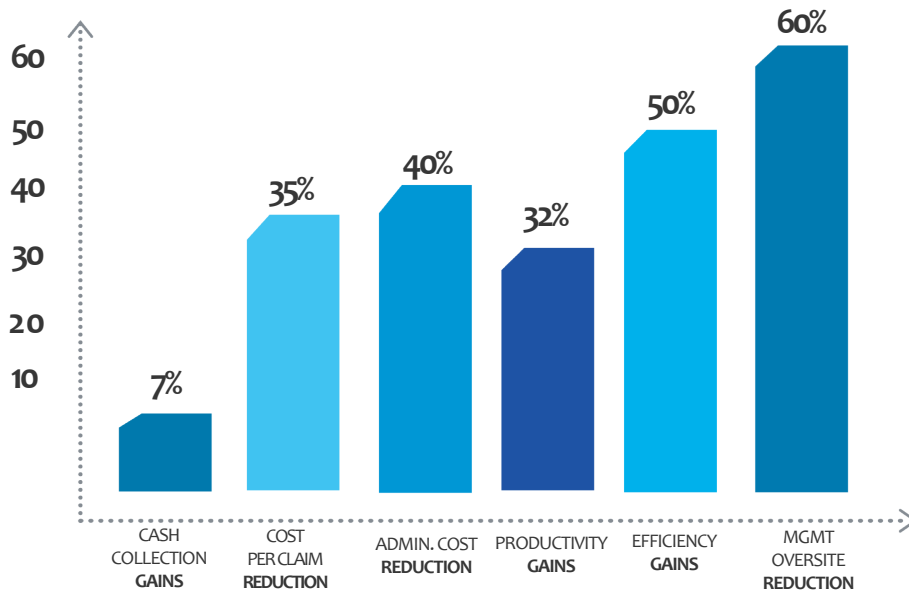
OPEN VARIANCE	PAYER NAME	PAYER CODE	TOB	ADMIT DATE	DISCHARGE DATE	DRG	ACCT NUMBER	LAST NAME	FIRST NAME	TOTAL CHARGES	TOTAL ALLOWABLE	TOTAL CONTRACTUAL	TOTAL PAYER PAYMENT	TOTAL PAYER VARIANCE	P/S/T	PATIENT LIABILITY	SS REMIT CODES
○	BLUE CROSS HMO	BCHMO	IP	#####	10/5/14	293	A2612425	NGUYEN	TIM	11,000.00	18,000.00	3,300.00	2,200.00	770.00	P	330.00	CO 50
○	BLUE CROSS HMO	BCHMO	IP	#####	10/20/2014	182	A44643425	JONES	SALLY	45,000.00	39,754.80	13,500.00	9,000.00	3,150.00	P	1,350.00	CO 45
○	BLUE CROSS HMO	BCHMO	IP	#####	11/5/2014	369	A9080765	WHITESNAKE	HERB	89,387.00	9,746.80	26,816.10	17,877.40	6,257.09	P	2,681.61	CO 45, N434
○	BLUE CROSS HMO	BCHMO	IP	#####	10/3/2014	195	A18542318	BATES	TAMI	24,367.00	6,186.80	7,310.10	4,873.40	1,705.69	P	731.01	OA18
○	BLUE CROSS HMO	BCHMO	IP	#####	10/25/2014	795	A85744432	GOLDMAN	JEFF	15,467.00	12,915.60	4,540.10	3,093.40	1,082.69	S	484.03	OA18
○	BLUE CROSS HMO	BCHMO	IP	#####	10/31/2014	470	A1878451	JOHNSON	MIA	54,789.00	27,461.20	16,436.70	10,957.80	3,833.23	P	1,643.67	CO 50
○	BLUE CROSS HMO	BCHMO	IP	#####	10/25/14	470	A13454767	WILLIAMS	MIKE	68,653.00	26,800.00	20,595.90	13,730.60	4,805.71	P	2,059.59	CO 45
○	BLUE CROSS HMO	BCHMO	IP	#####	10/24/2014	623	A87878787	MURPHY	JOHN	67,000.00	15,526.00	20,100.00	13,400.00	4,690.00	P	2,010.00	CO 50
○	BLUE CROSS HMO	BCHMO	IP	#####	11/1/2014	470	A22333233	KELLY	DAVID	38,813.00	1,240.00	11,644.50	7,763.00	2,717.05	P	1,164.63	CO 45
○	BLUE CROSS HMO	BCHMO	OP	#####	10/13/2014		A34567812	TORAGON	BILL	5,600.00	1,382.40	1,680.00	1,120.00	392.00	S	168.00	OA18
○	BLUE CROSS HMO	BCHMO	OP	#####	10/15/2014		A37863529	GREGORY	JANE	3,456.00	4,938.00	1,036.80	691.20	241.92	S	103.68	OA18
○	BLUE CROSS HMO	BCHMO	OP	#####	10/14/2014		A1285432	MARTIN	DAWN	5,670.00	1,696.80	3,700.40	3,125.60	597.46	P	170.24	CO 50
○	BLUE CROSS HMO	BCHMO	OP	#####	9/30/2014		A83542780	JEFFERSON	SUE	14,321.00	5,106.00	4,296.30	3,864.20	1,002.47	P	429.63	CO 45
○	BLUE CROSS HMO	BCHMO	OP	#####	9/26/2014		A52413198	CHAMBERS	TIM	8,764.00	9,094.40	2,629.20	1,752.80	613.48	P	262.92	CO 45
○	BLUE CROSS HMO	BCHMO	OP	#####	10/19/2014		A1265479	SHORT	URSSELL	10,845.00	1,696.80	3,703.50	2,469.00	884.15	S	370.35	CO 45, N434
○	BLUE CROSS HMO	BCHMO	OP	7/5/2014	7/2/2014		A87878787	TALL	JOHN	4,242.00	5,106.00	1,773.60	848.40	296.94	P	127.26	CO 50
○	BLUE CROSS HMO	BCHMO	OP	#####	10/1/2014		A22332323	WESSON	DAVID	12,765.00	9,094.40	3,829.50	2,533.00	893.55	P	382.95	CO 45
○	BLUE CROSS HMO	BCHMO	OP	#####	11/3/2014		A33333333	JONES	ART	22,736.00	201,754.00	6,820.80	4,547.20	1,591.52	P	682.08	CO 45, N434
<b>TOTAL</b>										508,385.00	403,500.00	151,115.50	#####	35,806.95		35,131.55	

## Cloud Contract Modeling™ and Payment Variance Reporting

Cloud Contract Modeling™ and Payment Variance Reporting considers all 837/835 remittance data and automatically compares actual reimbursements to the contracted rates for each payer. It enables billing and appeals staff to view the specific reimbursement calculation used to determine expected payment amounts, along with a detailed display of the payer transaction on the remittance.

# INCREASED REVENUE

## Improve Payer Contract Management to Take Control of the Reimbursement Process



This powerful, intellectually intuitive technology platform enables providers to manage multiple payer contracts and reimbursement models, including complex hospital, ambulatory surgical centers and medical groups.

At Revenue Masters, our approach to contract management bundles a complete set of technology with business office services to offer the most comprehensive solution for our clients. Our cloud-based Contract Management software combines powerful features and functionality with a simple, easy to use interface that pre-calculates the expected reimbursement and compares that amount to the payment processed by the payer. Revenue Masters software alleviates its clients from the burdensome task of loading, managing and maintaining payer contracts for accuracy.

- Monitor payer compliance with contract terms and rates.
- Automatically compare reimbursements to each payer's contracted rates.
- Negotiate better contracts.
- Ensure you are always working with the latest payer contracts, configured to manage your services and reimbursements.
- Go beyond 835 elements to run reports on such criteria as location and account number.
- Provide insight into payment variance impact on revenue cycle performance.
- Email notification of impending contract term expiration
- Payment validation and integrity
- Maintenance of contract modeling performed by Revenue Masters

## KEY BENEFITS

- Cloud-based architecture requires no hardware
- Streamline key processes to increase business office productivity
- Better allocation of resources
- Timely follow-up on underpayments and denials
- Reduce AR days
- Increase cash collections
- Reduced bad debt

## REVENUE MASTERS SUPPORT:

- Familiarity with most Patient Accounting Systems
- Maintains and supports Cloud Contract Modeling™
- Contract modeling expertise
- Robust and dedicated support
- Latest technology advances

TO SEE A DEMONSTRATION OR FOR QUESTIONS, PLEASE CONTACT:




877-591-2590



[Info@revenuemasters.com](mailto:Info@revenuemasters.com)



[www.revenuemasters.com](http://www.revenuemasters.com)



# REVENUE MASTERS

Innovative Cloud Health Care Solutions