


# ARKANSAS HIGH QUALITY LAND

## AVERAGE SALE PRICES PER ACRE



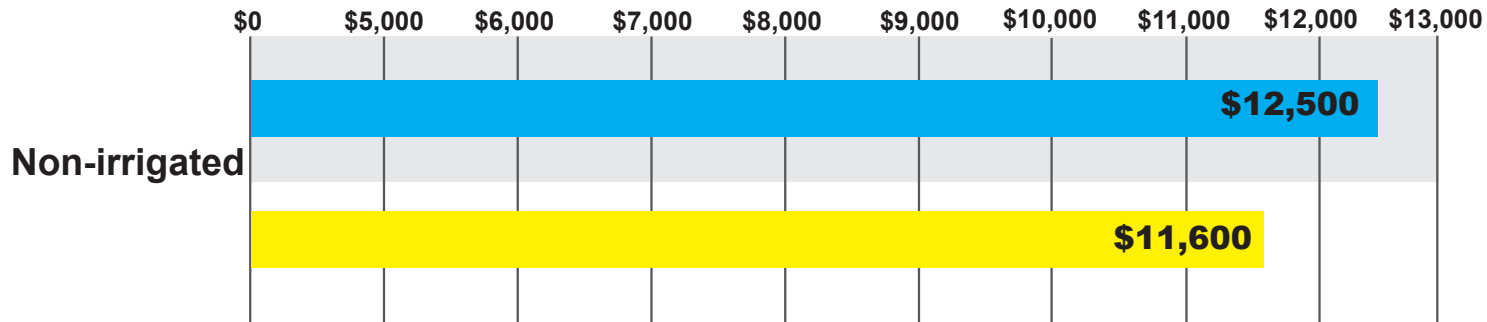
Source: Farmers National  
Company Agent Survey

 June 2014

 June 2015

# ILLINOIS HIGH QUALITY LAND

## AVERAGE SALE PRICES PER ACRE



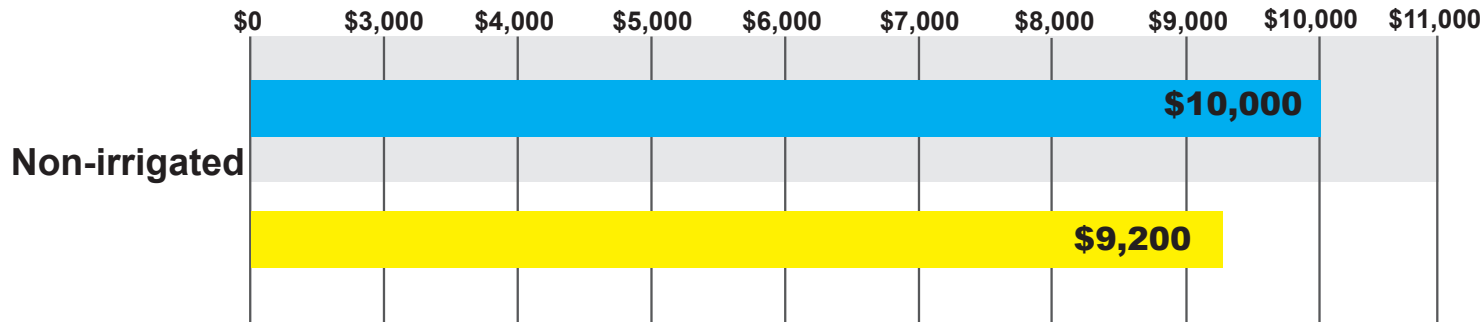
Source: Farmers National  
Company Agent Survey

 June 2014

 June 2015

# INDIANA HIGH QUALITY LAND

## AVERAGE SALE PRICES PER ACRE



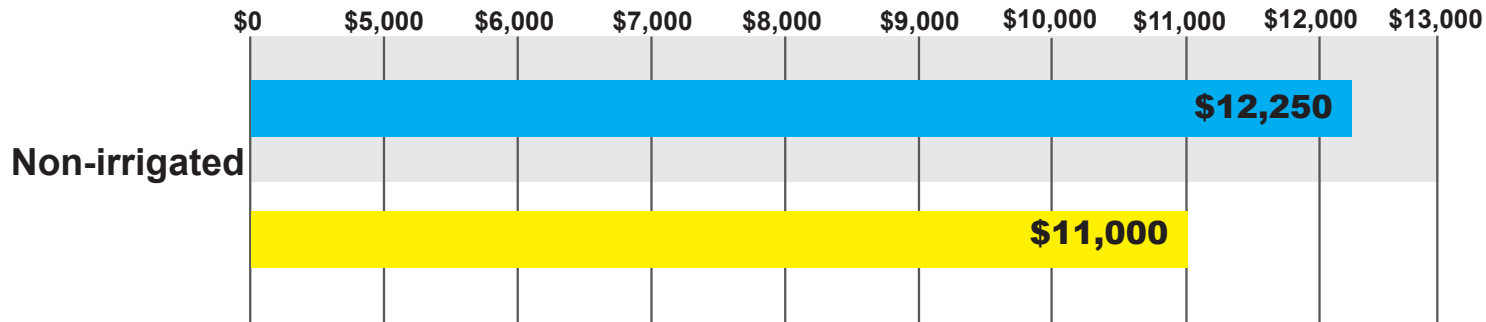
Source: Farmers National  
Company Agent Survey

■ June 2014

■ June 2015

# IOWA HIGH QUALITY LAND

## AVERAGE SALE PRICES PER ACRE




Source: Farmers National  
Company Agent Survey

 June 2014

 June 2015

# KANSAS HIGH QUALITY LAND

## AVERAGE SALE PRICES PER ACRE




Source: Farmers National  
Company Agent Survey

 June 2014

 June 2015

# KENTUCKY HIGH QUALITY LAND

## SALE PRICES PER ACRE



Source: Farmers National  
Company Agent Survey

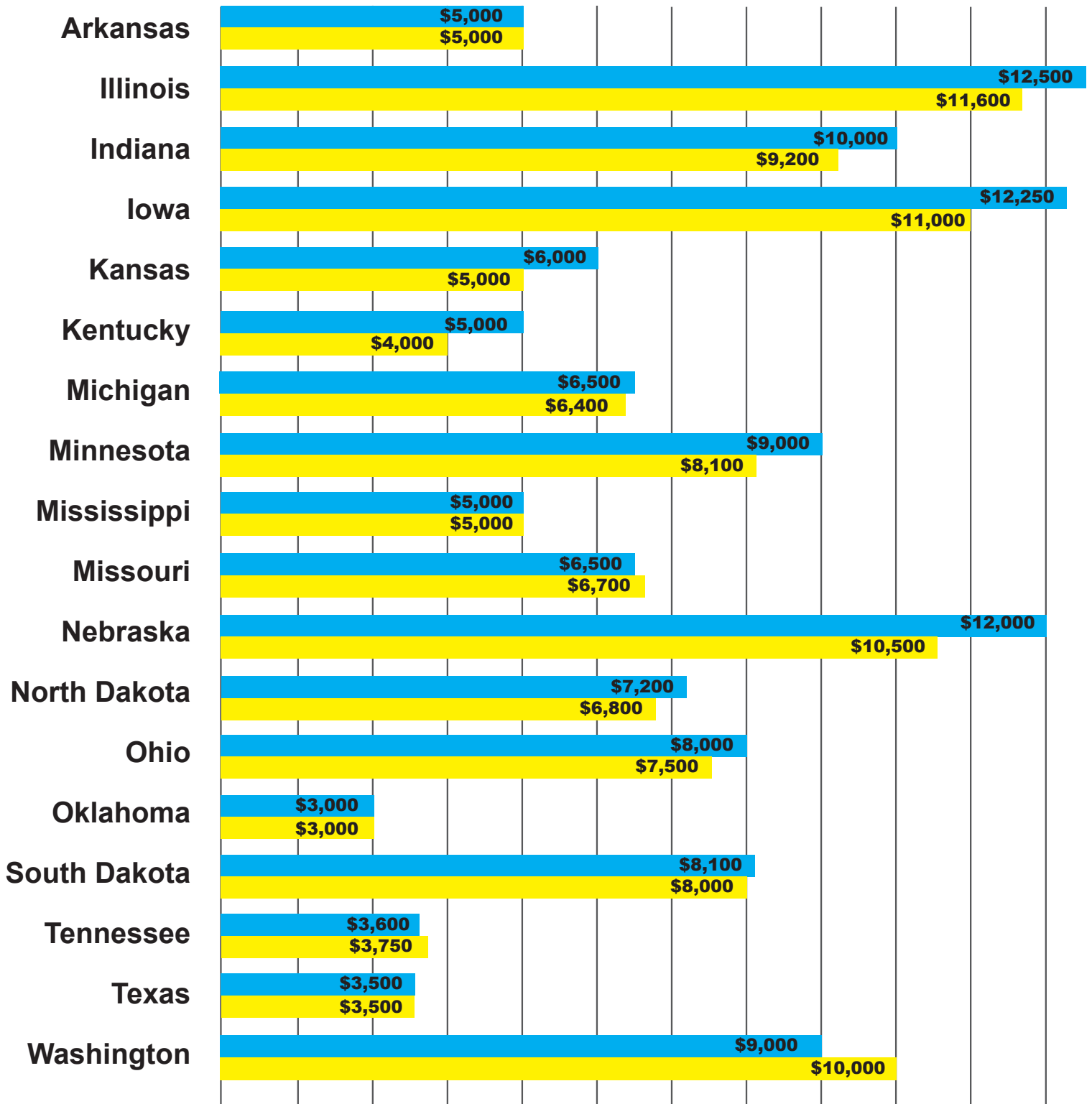
 June 2014

 June 2015

# HIGH QUALITY LAND VALUES BY STATE

## AVERAGE SALE PRICES PER ACRE

\$0 \$2,000 \$3,000 \$4,000 \$5,000 \$6,000 \$7,000 \$8,000 \$9,000 \$10,000 \$11,000 \$12,000




Source: Farmers National Company Agent Survey

June 2014

June 2015

# MICHIGAN HIGH QUALITY LAND

## AVERAGE SALE PRICES PER ACRE



Source: Farmers National  
Company Agent Survey

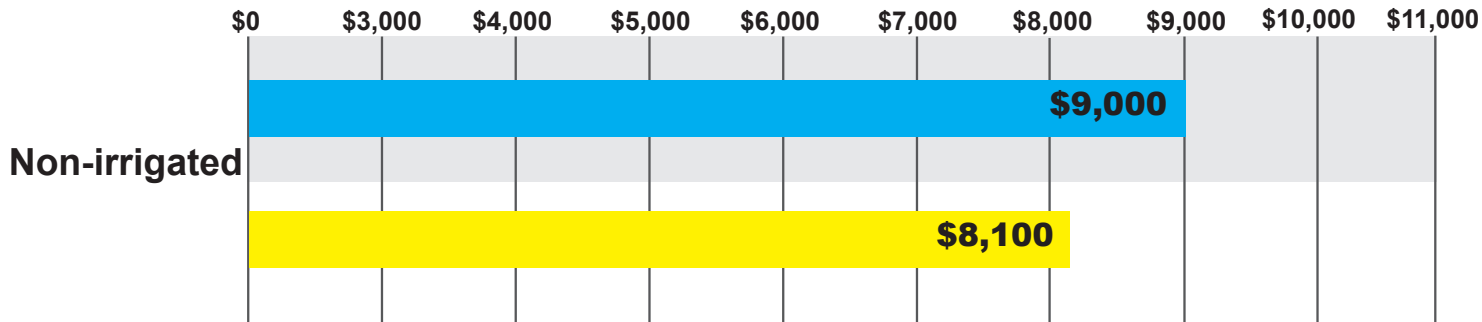
■ June 2014

■ June 2015



# MINNESOTA HIGH QUALITY LAND

## AVERAGE SALE PRICES PER ACRE




Source: Farmers National  
Company Agent Survey

 June 2014

 June 2015

# MISSISSIPPI HIGH QUALITY LAND

## AVERAGE SALE PRICES PER ACRE




Source: Farmers National  
Company Agent Survey

 June 2014

 June 2015

# MISSOURI HIGH QUALITY LAND

## AVERAGE SALE PRICES PER ACRE



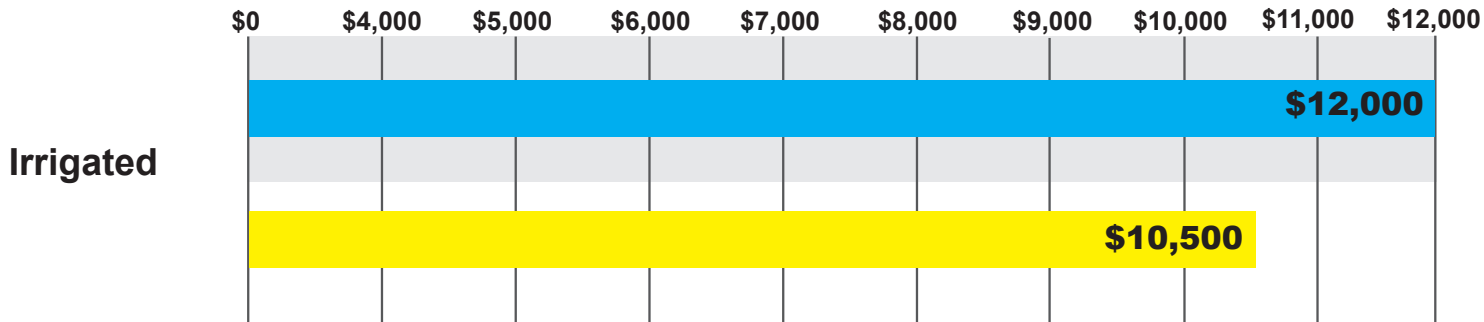
Source: Farmers National  
Company Agent Survey

 June 2014

 June 2015

# NEBRASKA HIGH QUALITY LAND

## AVERAGE SALE PRICES PER ACRE



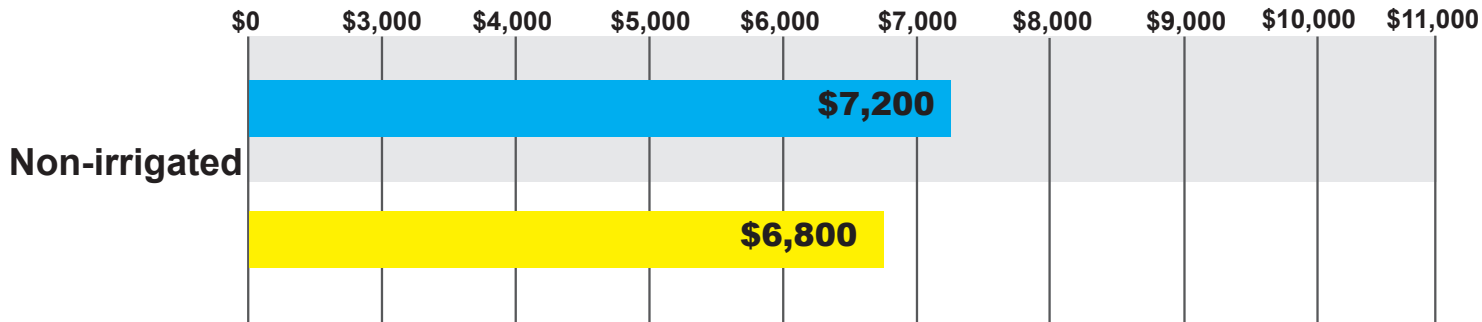
Source: Farmers National  
Company Agent Survey

 June 2014

 June 2015

# NORTH DAKOTA HIGH QUALITY LAND

## AVERAGE SALE PRICES PER ACRE



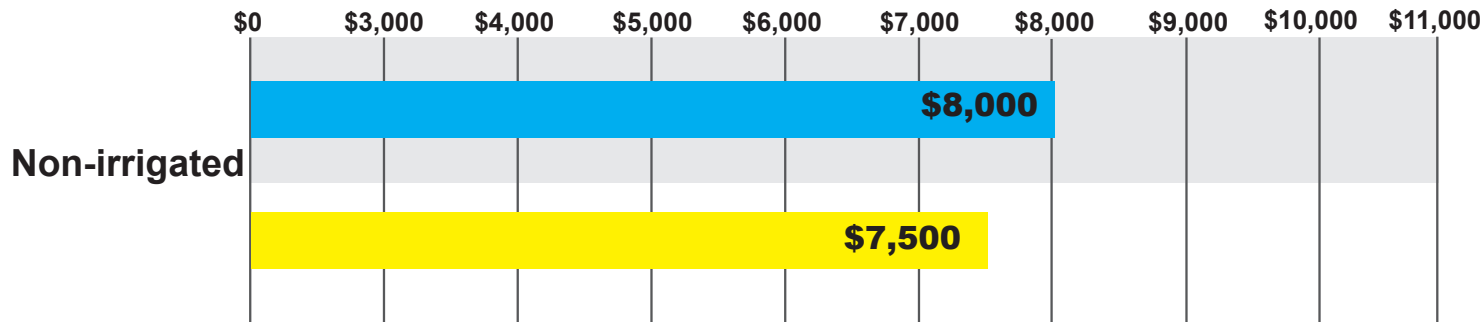
Source: Farmers National  
Company Agent Survey

 June 2014

 June 2015

# OHIO HIGH QUALITY LAND

## AVERAGE SALE PRICES PER ACRE




Source: Farmers National  
Company Agent Survey

 June 2014

 June 2015

# OKLAHOMA HIGH QUALITY LAND

## AVERAGE SALE PRICES PER ACRE



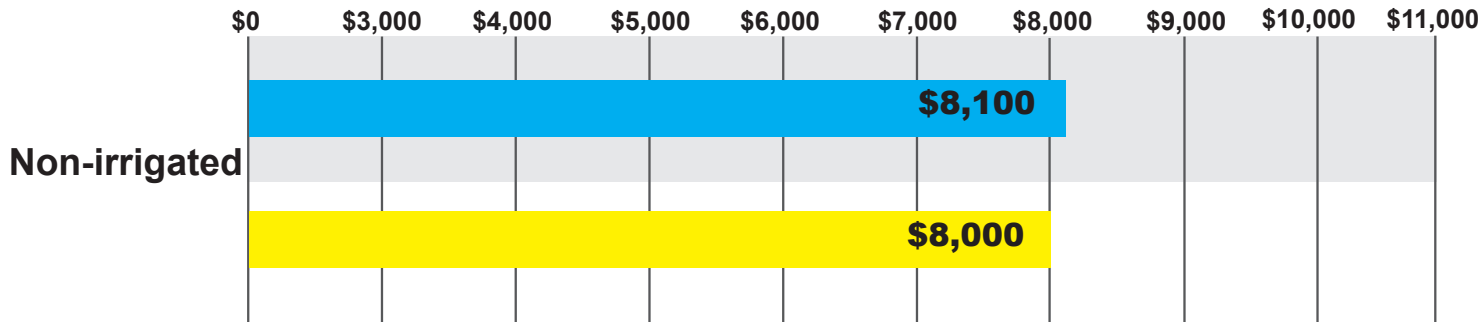
Source: Farmers National  
Company Agent Survey

 June 2014

 June 2015

# SOUTH DAKOTA HIGH QUALITY LAND

## AVERAGE SALE PRICES PER ACRE



Source: Farmers National  
Company Agent Survey


 June 2014

 June 2015



# TENNESSEE HIGH QUALITY LAND

## AVERAGE SALE PRICES PER ACRE




Source: Farmers National  
Company Agent Survey

 June 2014

 June 2015

# TEXAS HIGH QUALITY LAND

## AVERAGE SALE PRICES PER ACRE




Source: Farmers National  
Company Agent Survey

 June 2014

 June 2015

# WASHINGTON HIGH QUALITY LAND

## AVERAGE SALE PRICES PER ACRE



Source: Farmers National Company Agent Survey

 June 2014

 June 2015