



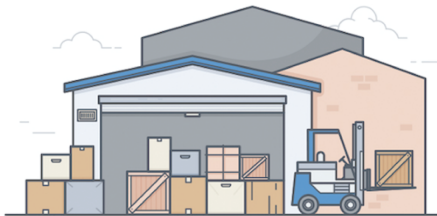
Get started in less than **3 minutes.**



1

### Create your account


Add some basic info about your business and you are good to go!



2

### Connect with your suppliers

Upload your latest product list, take a picture of an invoice, or use our simple template to add your products.



3

### Place your orders

That's it. You're done! This isn't even really a "Get Started" step. You're already using BlueCart. And it's **FREE!**

Visit [BlueCart.com](https://BlueCart.com) to sign up, or download the BlueCart app on your phone to start simplifying your orders right away.

# Thousands of restaurants like yours are already on BlueCart right now. What do they love about BlueCart?

## Recurring Orders

Set up orders to go out automatically. Get notified when they're placed, and track them on your dashboard.

## Order History

Easily see what's being processed, what's been fulfilled, and what happened last week, month, or year.

## Multiple Suppliers


Place all your orders to all your suppliers in one click.

## Communication

Message your suppliers alongside an entire order or even an individual product, so that every detail is crystal clear.

## Data Analytics

Dig deeper into your ordering to pinpoint problems and find new trends with real-time, automatically created graphs and analytics.



BlueCart is absolutely free for both restaurants and suppliers.  
Free for you. Free for them. Free!