

Challenging the Counterfactual
Climate Science and Policy Claims of
Ecojustice Canada Society



An Honest Debate

Friends of Science Society
May 26, 2016

Climate Disruption – 1600's

“Now an equitable climate had pertained in Europe about a thousand years ago in the 14th century that had deteriorated into a long period called The Little Ice Age.” The Little Ice Age saw harsh winters, severe storms and also extreme variability. That means you could see mild winters and then severe winters, summer heat waves, droughts, sea storms and floods.... it had to be ‘unnatural.’

Thus superstition and witchcraft bred a precautionary response. Eradicate those responsible for these storms and this period of storminess. Now it was well known that people could cook weather with the help of Satan Thus did extreme conditions of the severest part of the Little Ice Age contribute to Europe’s most horrific period of mass executions and witch trials.... Now there were skeptics who stood up, but they were often accused of sorcery...”¹



There must be no barriers to freedom of inquiry. There is no place for dogma in science. The scientist is free, and must be free to ask any question, to doubt any assertion, to seek for any evidence, to correct any errors. ... Our political life is also predicated on openness. We know that the only way to avoid error is to detect it and that the only way to detect it is to be free to inquire. And we know that as long as men are free to ask what they must, free to say what they think, free to think what they will, freedom can never be lost, and science can never regress.

— J. Robert Oppenheimer²
Life (10 Oct 1949), 136

¹ <https://youtu.be/wcAy4sOcS5M>

² <http://www.atomicarchive.com/Bios/Oppenheimer.shtml> Biography. Quote: http://todayinsci.com/O/Oppenheimer_Robert/OppenheimerRobert-Quotations.htm
(footnote continued)

Executive Summary

Freedom of Speech is a Canadian Charter Right.³

On Dec. 3, 2015, Ecojustice Canada Society issued a public document calling for an inquiry by the Competition Bureau of Canada into the activities of Friends of Science Society and two other organizations. Friends of Science Society issues this public response to what we perceive to be a case of ‘law fare,’ a modern day witch hunt, designed to silence rational dissent on climate change catastrophe claims and to prevent informed public objection and debate of economically destructive climate policies.

At this time, Canadians are being led astray by unscientific climate science claims that are not founded on evidence. Canadians are being asked to empty their wallets. For what? For unreliable, unaffordable, intermittent so-called ‘renewable’ devices that have been shown to be wasteful and redundant boondoggles that do not address climate change and that cannot provide suitable energy for our modern societal needs or our extreme climatic conditions.

Question the Cost and Consequences of Climate Policy based on Faulty Science

- **100% renewable WWS – Wind Water Sunlight/Solar** claims that these can replace conventional power generation. Not doable. Energy economist Robert Lyman [explains why](#).
- **Ontario plans \$7 billion climate plan** Economically disastrous for Ontario; destructive to Canadian confederation. Robert Lyman [explains why](#).
- **LEAP Manifesto** claims national wind-hydro grid doable by 2035. Not doable at all. Power generation experts explain why. [English](#) [French](#)
- **Alberta Early Coal Phase-out** >\$22 billion for transition to equivalent natural gas and compensation; loss of 7,000 jobs, devastation to 30 communities due to undue influence of offshore/out-of-province vested interests in renewable wind and solar investors. ^{4 5 6} We [explain why](#) coal is not the issue.
- **Canadians simply cannot afford to remain silent or to be silenced.**

³ <http://laws-lois.justice.gc.ca/eng/const/page-15.html>

2. Everyone has the following fundamental freedoms:

- (a) freedom of conscience and religion;
- (b) freedom of thought, belief, opinion and expression, including freedom of the press and other media of communication;

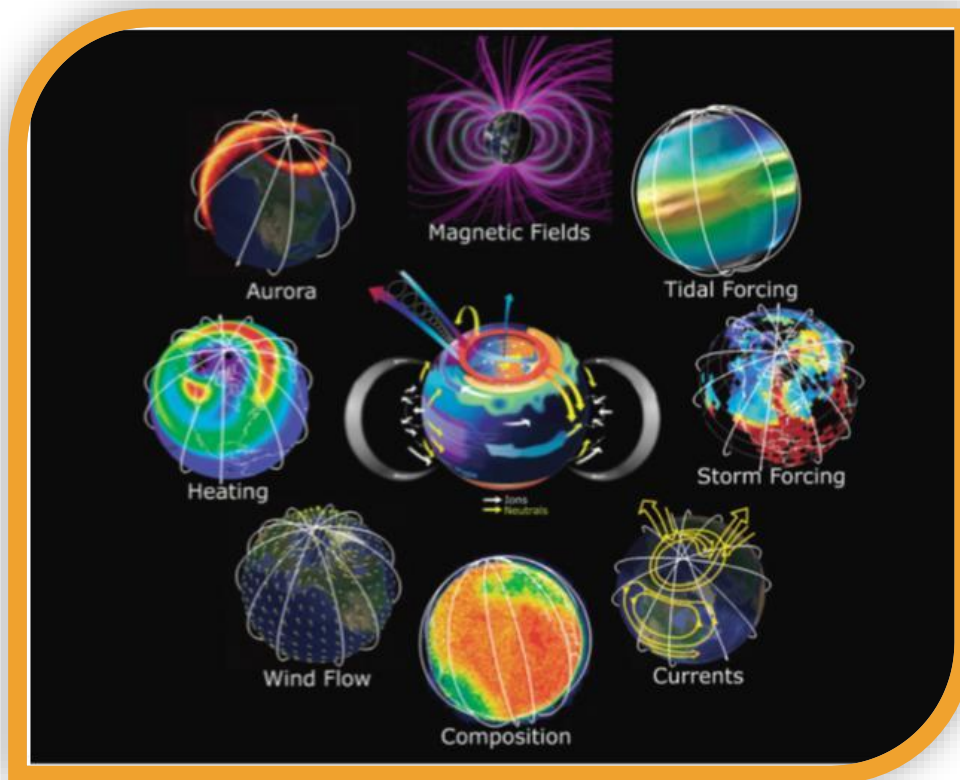
⁴ <http://eelegal.org/wp-content/uploads/2015/07/Big-Donors-Big-Conflicts-Final1.pdf>

⁵ [http://www.naro-us.org/Resources/NARO%20CA/NARO-CA,%20US%20Senate%20Minority%20Report,%20Billionaires%20Club%20\(1\).pdf](http://www.naro-us.org/Resources/NARO%20CA/NARO-CA,%20US%20Senate%20Minority%20Report,%20Billionaires%20Club%20(1).pdf)

⁶ <https://www.neiinvestments.com/documents/Marketing/Transitioning%20to%20a%20Low-carbon%20Energy%20System.pdf>

False and misleading claims must be challenged – we challenge them:

- The Marshall Islands are eroding due to normal ocean activity; former director of the geological survey of Canada [explains why](#). Canadian industrial emissions have nothing to do with the fate of these tiny places in the middle of the Pacific Ocean, surrounded by the 'ring of fire' of tectonic plate and volcanic activity. A 2 degree Celsius target or a 1.5 degree Celsius target are [simple political self-deceptions](#) and have nothing to do with the reality that while humans *may affect* the atmosphere, **humans cannot control climate change**.
- Politicians can't stop climate change. Climate targets will destroy our economy. Robert Lyman [explains why](#). Cyclical natural climate change is a fact shown from on hundreds of thousands of evidence-based geological studies.
- Carbon dioxide is predominantly a consequence of natural warming – and nominally a cause of some warming. Human emissions form a small part.
- The sun is the main direct and indirect driver of climate change on earth. The sun affects the following earth systems; they in turn interact in complex interplays with numerous earth systems that are not fully understood and that occur over short (1-2 years) to decadal and millennial timescales. Humans only affect the composition of the atmosphere, and nominally so.



<http://www.nap.edu/catalog/18974/solar-and-space-physics-a-science-for-a-technological-society>

There's no 97% consensus.
They're fooling you.

"Science is not a democracy. The question is 'What is the evidence?'"

Dr. Nir Shaviv, Astrophysicist

Scientists agree that climate changes. They disagree on the ratio of influence of natural causes (like naturally changing solar and atmospheric cycles ocean currents, volcanic and tectonic activity, orbital factors, etc) or human influence from greenhouse gases, land disturbance, water diversion and deforestation. They disagree on the effectiveness of proposed mitigations. They disagree on the cost-benefit. They disagree on the long or short-term impacts.

Only 0.54-3% of scientists surveyed in 3 of most-cited surveys think there is any potential for catastrophe; very few support the 2007 IPCC declaration on human impact on climate change.

Figure 1: Percentage agreement with IPCC AGW declaration and survey numbers

Surveys by Author Name	Actual % Explicitly Agreeing w. IPCC Declaration	From a Base Survey Number of Respondents or Papers Assessed
Oreskes/Peiser	1.2%	~1,000
Doran and Zimmerman	2.38%	3,146 respondents
Anderegg et al	66%	1,372 scientists
Cook et al	0.54%	11,944

Read our report: http://www.friendsofscience.org/assets/documents/97_Consensus_Myth.pdf

The sun is the main driver of climate change. Not you. Not CO2.

Find out the facts: www.friendsofscience.org

EARTH TO SCALE

97% Consensus on Global Warming?

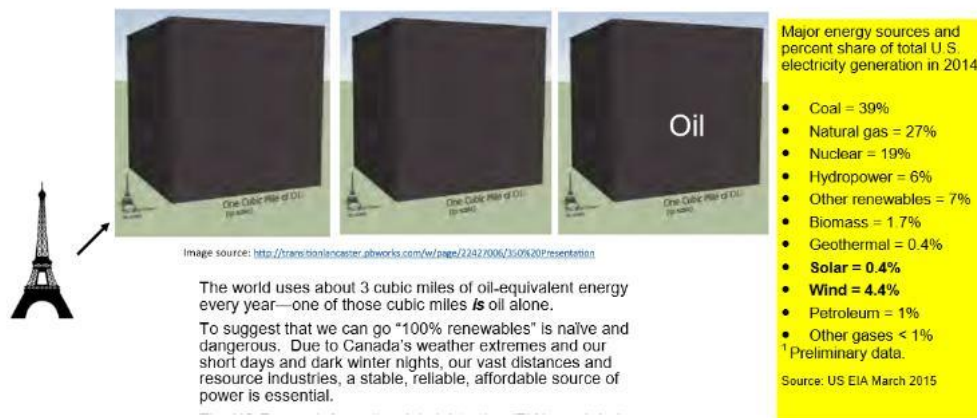
NO. No consensus. Not even close. They're fooling you.

FRIENDS OF SCIENCE

There's no low-carbon economy. The world runs on 3 cubic miles of oil equivalent energy every year.

The modern world runs on 3 cubic miles of oil-equivalent energy (CMO) every year; one of those cubic miles is oil. The balance is made up of 0.8 CMO coal, 0.6 CMO natural gas, 0.2 each of wood, hydro, nuclear. Only 0.01 cubic miles of oil-equivalent energy is powered by renewables – wind and solar. Thus, the claim that a 'low-carbon economy' or 'low carbon technology' is being *prevented* from flourishing is simply counterfactual thinking.

If renewables met the energy demand, they would grow by leaps and bounds **without subsidies** – however the production of wind turbines and solar panels require a great deal of fossil fuels or conventional power (hydro nuclear) and there is little or no Return on Energy Invested (ROEI) plus wind and solar are not portable or energy 'dense' in the way that fossil fuels are – thus they are not a preferred form of power generation.



Each year the world uses 3 CMO of energy: 1 CMO of oil, 0.8 of coal, 0.6 of natural gas and about 0.2 each of wood, hydro and nuclear. At 0.01 CMO per year, wind and solar combined barely register. Even with very aggressive conservation and efficiency gains, the world's energy use will approach 6 CMO per year in 50 years—twice what we consume today. <http://www.forbes.com/2010/08/09/energy-policy-coal-technology-oil.html>

The Intergovernmental Panel on Climate Change* makes NO Recommendations on Any Topic.

On Oct. 28, 2015, the IPCC* spokesperson Jonathan Lynn, Head, Communications and Media Relations (jlynn@wmo.int) [wrote to Friends of Science Society](#) to explain that:

"I'd like to point out that the IPCC does not make recommendations on any topic and you will not find any recommendations in any of our reports." [underline added]

Mr. Lynn stated that the IPCC does not make any recommendations – therefore the persistent statements in the Ecojustice Canada Society document citing the IPCC calling for a low-carbon economy or to remain within “a 2°C limit that we can safely burn” is not a scientific, but a political decision. Likewise, the [push for decarbonizing society](#) and the use of renewables like wind and solar is **not a mandate but only an option** presented by the IPCC to governments. Claims of cost-effectiveness of renewables by the IPCC are not supported by any evidence.

The [UN Charter](#) Article 1.2 states the Charter is based on “respect for the principle of equal rights and self-determination of peoples” and Article 2.1 “based on the principle of the sovereign equality of all its Members.” **Thus it contravenes these principles to take actions that impoverish Canadian citizens or destroy our economy.**



Five Key Climate Science Uncertainties – in Layman’s Language.

Climate science is very complex and full of uncertainties. Science is a process – it is never ‘settled’ – so we have reached out to the public with billboards, offering a springboard for further inquiry.

As the Alberta government implements a carbon tax, we think that everyone should know:



So, why tax it?

You see, despite a significant rise in Carbon Dioxide (CO₂) there has been no significant warming in over 18 years – that’s before the Kyoto Accord was ever ratified! (Kyoto was supposed to ‘stop global warming’ by reducing GHGs – of which carbon dioxide was thought to be the biggest villain). The minor bump in warming in 2015 was due to a natural El Nino phenomenon.



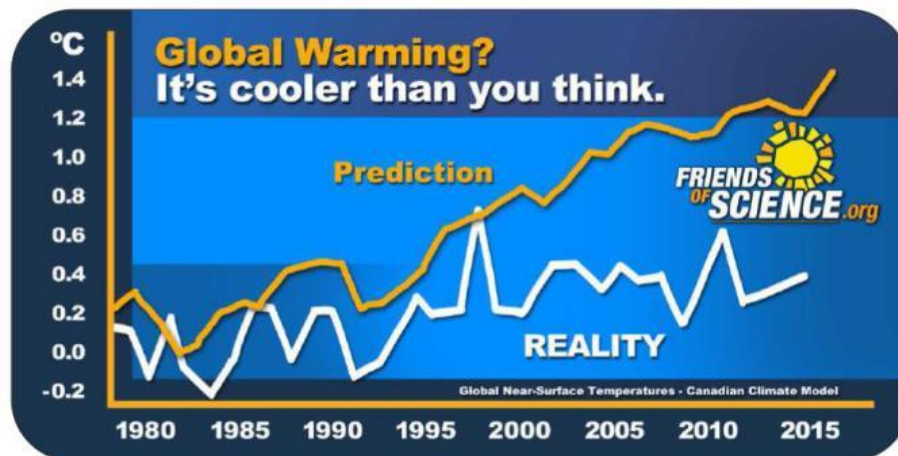
You maybe don’t believe this. Here is a [newspaper article](#) from Australia citing a 20 year hiatus!

And here's where the IPCC (Intergovernmental Panel on Climate Change) announced a 15 year hiatus (up to their press time of 2013).

Box 9.2 | Climate Models and the Hiatus in Global Mean Surface Warming of the Past 15 Years

The observed global mean surface temperature (GMST) has shown a much smaller increasing linear trend over the past 15 years than over the past 30 to 60 years (Section 2.4.3, Figure 2.20, Table 2.7; Figure 9.8; Box 9.2 Figure 1a, c). Depending on the observational data set, the GMST trend over 1998–2012 is estimated to be around one-third to one-half of the trend over 1951–2012 (Section 2.4.3, Table 2.7; Box 9.2 Figure 1a, c). For example, in HadCRUT4 the trend is 0.04°C per decade over 1998–2012, compared to 0.11°C per decade over 1951–2012. The reduction in observed GMST trend is most marked in Northern Hemisphere winter (Section 2.4.3; Cohen et al., 2012). Even with this “hiatus” in GMST trend, the decade of the 2000s has been the warmest in the instrumental record of GMST (Section 2.4.3, Figure 2.19). Nevertheless, the occurrence of the hiatus in GMST trend during the past 15 years raises the two related questions of what has caused it and whether climate models are able to reproduce it.

Now, the IPCC sets much of its work on climate models – computer simulations. What happens when you compare those simulations with reality? What are the real temperatures doing? Rising or staying about the same? Well, as you can see in the billboard artwork below, the IPCC projected simulations go up....but the real temperatures do not significantly rise, despite a very large rise in carbon dioxide (see pg 11). This strongly suggests the IPCC climate models are faulty. We should not be relying on them for making climate policies.



So, we are telling our politicians to avoid being coerced into any bad deals at the Paris COP21 (21st meeting of the Conference of the Parties). We have submitted a bi-lingual report to the federal government and the Alberta Climate Panel in which we ask them to speak for the fact that Canada has reduced real **pollution** while improving our economy. Everyone should have to meet Alberta's standards *and* our standards of land reclamation. Here are the links to our report and a short video in French offering an overview.

[French report](#) [English report](#)

Vidéo : <https://youtu.be/g90xxGcfGmQ>



Finally, people may be wondering if humans are not causing warming – or if there is no warming at the moment (other than the natural cycle of [El Nino and Pacific Decadal Oscillation](#)) – then what causes climate change? We have spent some 13 years reviewing climate science literature. Our core science team has decades of training and experience in earth, atmospheric, solar sciences and engineering. Based on what we have reviewed, the sun is the main direct and indirect driver of climate change. Not you. Not CO2.



This fabulous photo is by NASA Goddard Space Flight Center [CC BY 2.0 (<http://creativecommons.org/licenses/by/2.0>)]%5D, via Wikimedia Commons. Note: Use does not imply endorsement.

We hope our billboards serve as conversation starters and a springboard to careful consideration of the consequences of acting in haste on climate policy. Around the world, we have seen many negative and detrimental unintended consequences of climate policies.

Evidence over Ideology.

Canada hosted a World Conference on the Changing Atmosphere in Toronto, June 27-30, 1988. This was just days after James Hansen's now famous presentation to the US Senate Committee on Energy and Natural Resources on June 23. On Jan. 17, 2007 [Senator Timothy Wirth reported the following to Frontline](#) :

What else was happening that summer? What was the weather like that summer?

Believe it or not, we called the Weather Bureau and found out what historically was the hottest day of the summer. Well, it was June 6 or June 9 or whatever it was, so we scheduled the hearing that day, and bingo: It was the hottest day on record in Washington, or close to it. It was stiflingly hot that summer. [At] the same time you had this drought all across the country, so the linkage between the Hansen hearing and the drought became very intense. ...

And did you also alter the temperature in the hearing room that day?

... What we did it was went in the night before and opened all the windows, I will admit, right? So that the air conditioning wasn't working inside the room and so when the, when the hearing occurred there was not only bliss, which is television cameras in double figures, but it was really hot. ...

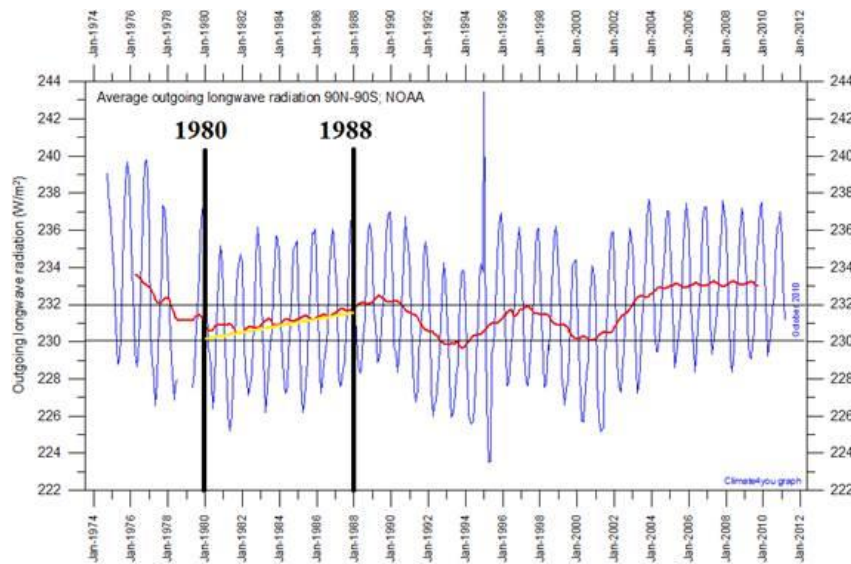
So Hansen's giving this testimony, you've got these television cameras back there heating up the room, and the air conditioning in the room didn't appear to work. So it was sort of a perfect collection of events that happened that day, with the wonderful Jim Hansen, who was wiping his brow at the witness table and giving this remarkable testimony. ...

A bit of street theatre always helps a cause. However scientific evidence does not support the claims of *catastrophic* climate change/global warming caused by humans.

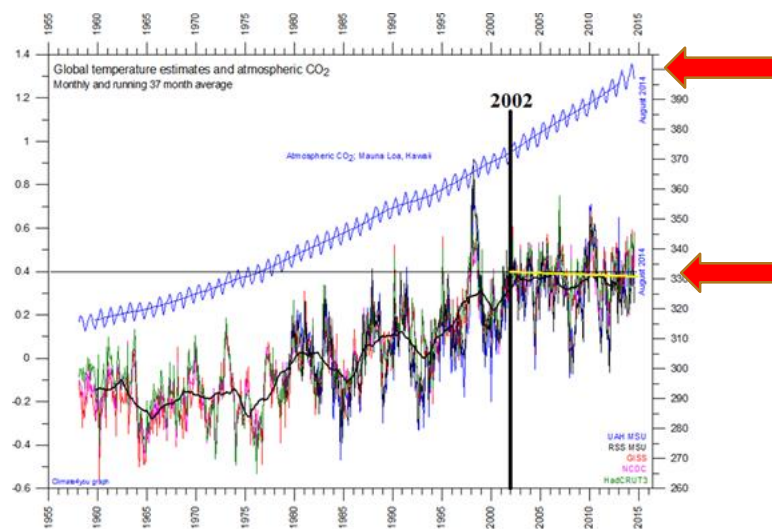
Satellites had been acquiring data since 1978. The 1988 claim by James Hansen that greenhouse gases (especially carbon dioxide from human industry) was trapping what is called "Outgoing Longwave Radiation" (OLR) and causing global warming is shown to be false by the graph of satellite data below. Incoming energy must equal outgoing energy so increases in OLR between 1980 and 1988 means net increases in incoming energy from the sun, proving that

increases in net energy from the sun as a result of reduced cloud cover caused the warming from 1980 to 1988 contrary to Hansen's claim that it was CO₂ that caused the warming. If net incoming energy was constant and the warming was from increased CO₂ then the outgoing energy would have to also be constant which is not the case.

Obviously other climate factors are at play in the nominal global warming we have seen since 1850, such as clouds (which cannot be modelled), low volcanic activity from 1912 to 1963 (resulting in less ash/aerosols that block the sun), water vapor (which [NOAA called the 'wild card' of global warming](#)), and other external factors like [solar activity being the highest in 11,400 years](#).



As noted by Dr. John D. Harper, former director of the Geological Survey of Canada, carbon dioxide rise is primarily a [consequence of natural warming](#) as the earth and oceans release carbon dioxide due to solar activity and the complex interplay of earth's dynamic systems.



Despite a significant rise in carbon dioxide (CO₂), temperature trend has flat lined since 1998. The 2015 El Nino caused short term warming but is a known cyclical atmospheric phenomenon.

Climate Policies Based on Faulty Science Have Impoverished the Middle Class World-wide

How often have you been told that wind and solar are 'free'? Or that they have 'no harmful emissions'? Or that you can 'stop climate change' by going to wind and solar. These are false and misleading statements. The wind itself might be free, the sun shines half the day – but the process and equipment for capturing that power, and the cost of installing and integrating it to the existing power grid costs a fortune. In fact, wind and solar are the MOST expensive forms of power generation....and are intermittent. That means that conventional power sources must be 'on' at all times in the background. If you are using natural gas as the 'peaking power' plant (that can quickly ramp up to match declining wind/solar output) then emissions actually go UP.

Wind and solar typically rely on subsidies and Renewable Energy Certificates which make the wind/solar farm owners rich, while making citizens poor as power prices rise. Then conventional power provider profits and share prices are negatively affected by the special treatment wind and solar investors get, leading them to ask for taxpayer subsidies, too!


There is much to be learned from other jurisdictions. We should not rush into renewable energy projects without a full cost-benefit analysis. Halkema on wind ["half a truth is a whole lie."](#)

[Lessons Learned](#) – Germany. Dr. Benny Peiser – ["To Heat or Eat: Europe's Climate Policy Fiasco"](#)



100% Renewable? Wind, Water, Sunlight? Nope.

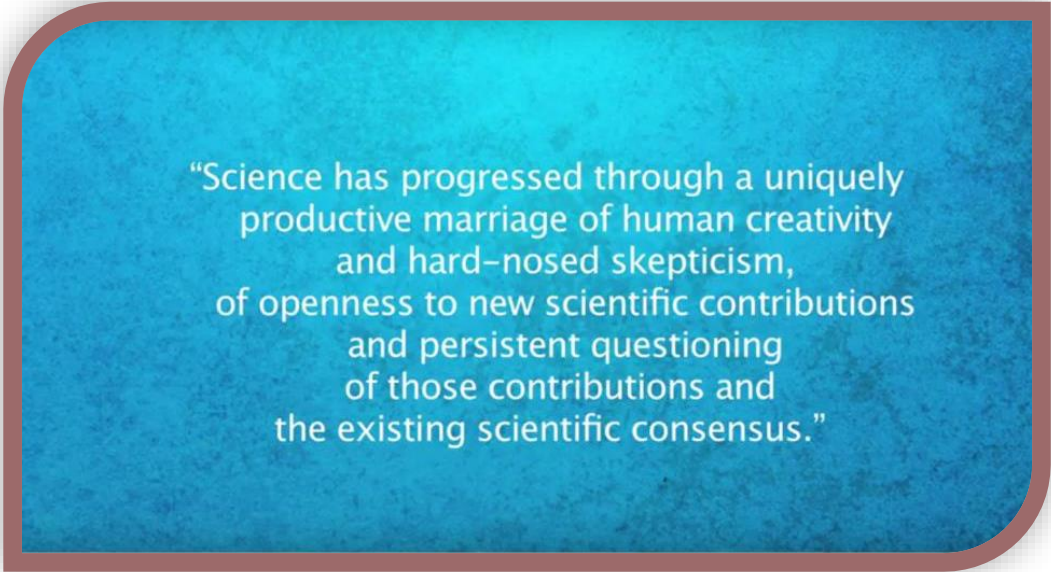
A cubic mile of oil has an equal amount of energy to the combined output for 50 years of the alternative energy sources depicted in the blue circles, according to an IEEE Spectrum article.



[Energy Economist Robert Lyman on WWS.](#)

Image: <http://energystandard.blogspot.com/2008/03/oil-in-pictures-cubic-mile-of-oil.html>

We're not asking you to agree with us. **We are asking you to think about it.** Feel free to share these images and ideas. Let's all stop calling people names and start discussing the evidence. Climate – change your mind.




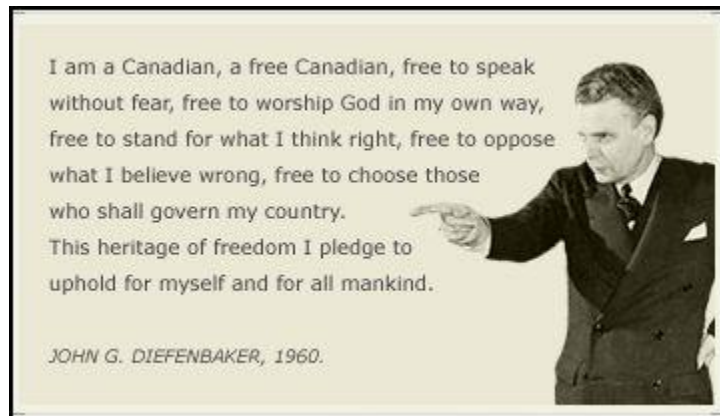
“Science has progressed through a uniquely productive marriage of human creativity and hard-nosed skepticism, of openness to new scientific contributions and persistent questioning of those contributions and the existing scientific consensus.”

About

Friends of Science Society is a registered non-profit society which does not represent any industry. It was founded in 2002, is funded by members, operated mostly by volunteer scientists and professionals with nominal contracted assistance.

Friends of Science Society does literature reviews of climate science publications and policy documents, examining the evidence over the ideology.⁷ Friends of Science Society also does independent research and issues reports that are written by or reviewed by experts in those fields. To help the public understand these complex climate science factors and the consequences of proposed climate policies, Friends of Science then issues commentaries, videos and public education through the web-site, billboard campaigns, advertising and YouTube. We are essentially a watchdog group challenging misinformation and attempting to educate to educate the public with proper evidence based information to stimulate informed debate.

⁷ <http://www.nap.edu/read/4917/chapter/1>



Friends of Science Society
P.O. Box 23167, Mission P.O.
Calgary, Alberta
Canada T2S 3B1
Toll-free Telephone: 1-888-789-9597
Web: friendsofscience.org
E-mail: [contact\(at\)friendsofscience\(dot\)org](mailto:contact(at)friendsofscience(dot)org)

Rev May 26, 2015