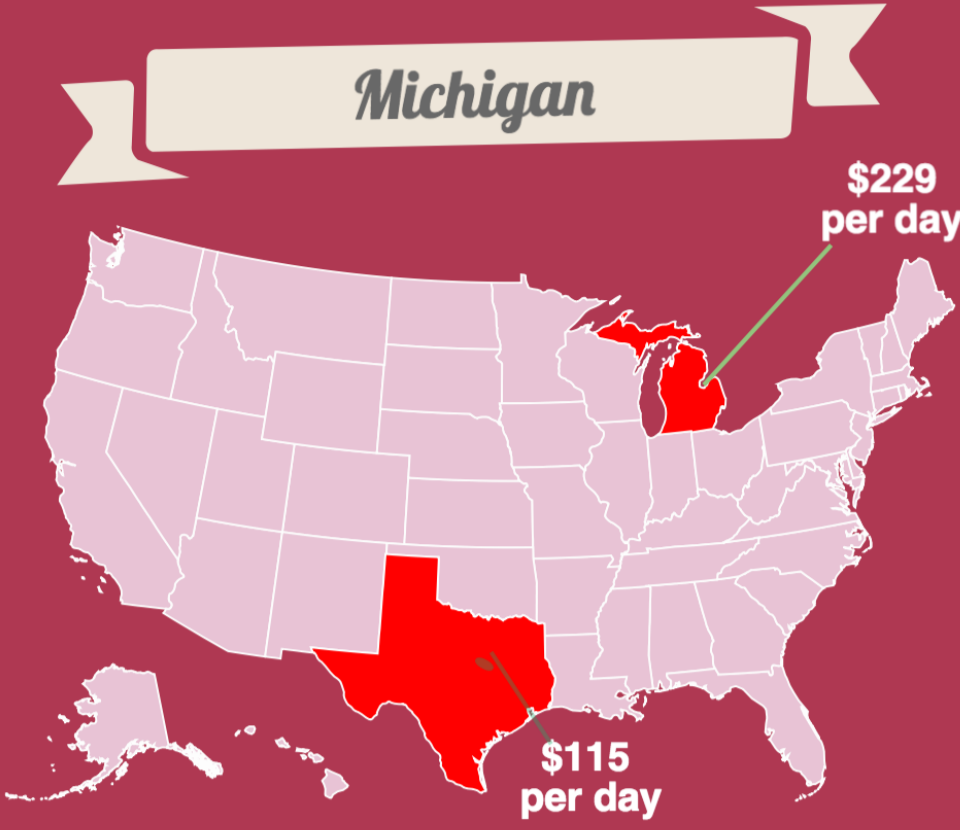


# Michigan Nursing Home Cost Index January 2017

## Michigan




**\$83,585**  
Average Annual Cost (Semi-Private Room)

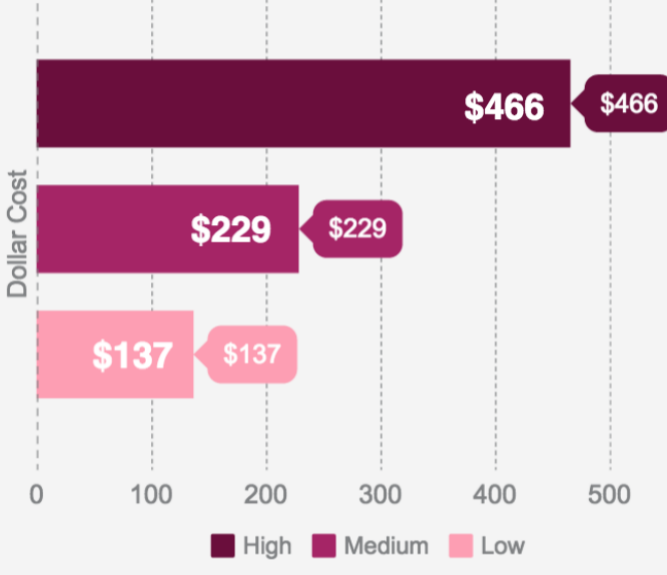
The average daily Michigan nursing home cost is almost 100% higher than Texas, the state with the lowest average cost in the U.S.



Population of Michigan: 9.922 million (2015); age 65+: 15.8%



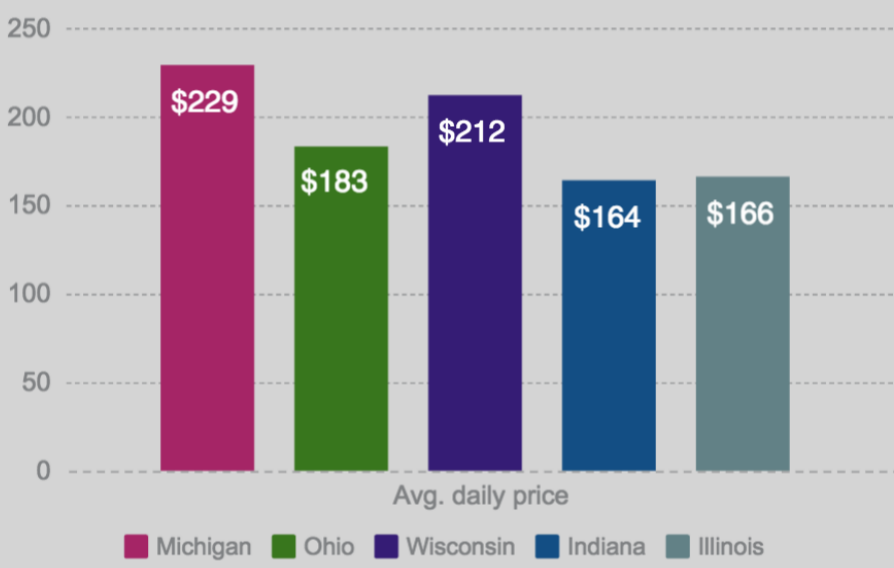
### Michigan Daily Costs of Semi-Private Nursing Home Room



**\$229**  
Average Daily Cost of Semi-Private Room

- Find senior care costs and options near you with Caregiverlist Care Concierge
- Learn how to use Caregiverlist to see the daily costs of nursing homes in Michigan

### How do Michigan nursing home costs compare to neighboring states?



### How to Choose Long-term Senior Care

#### Assess Finances



About 24.5% of the oldest old (85+) are in nursing homes. Have the discussion before you need to.

#### Plan \$ Budget



Plan Finances: you may have to privately pay for long-term care unless you are low-income with few assets and Medicaid Replaces Medicare for you.

#### Choose Care Type



Home Care? Assisted Living? Nursing Home? Decide where you would like to receive care and then move forward to find the costs, ratings and options near you.



#### 100 Days | Medicare Nursing Home Benefits

Medicare pays for up to 100 days in a nursing home for rehabilitation after a qualifying hospital stay for strokes and procedures such as heart surgery, hip replacements and major surgeries.



#### 365 Days+ | Medicaid Nursing Home Benefits

Medicaid replaces Medicare for seniors who qualify based on very low-income and assets. Benefits vary by state as Medicaid is funded by both state and federal taxes.

