



VIRTUAL VOCATIONS, INC.

2017

YEAR-END REPORT

& TELECOMMUTING STATISTICS

 1-800-379-5092

 VirtualVocations.com

 Tucson, Arizona

 kim@virtualvocations.com



2017 REPORT OVERVIEW

Virtual Vocations spent 2017 providing remote jobseekers with the largest database of telecommute-only job postings online, researching employers who hire telecommuters across all industries, and helping job candidates improve their hireability through resources and services like resumé reviews and e-courses.

"Virtual Vocations screened and posted 160,654 vacancies to our remote job board, accounting for 20% growth in the number of jobs openings we were able to bring to jobseekers."

—Laura Spawn, Virtual Vocations CEO

We also expanded our database of telecommute company profiles. These research-based employer write-ups provide curious job applicants with vital information about telecommute-friendly companies known for hiring remote professionals. During 2017, Virtual Vocations vetted more than 6,500 new remote employers, bringing the company's total number of employer profiles to more than 10,000.

For our third annual Year-End Report, Virtual Vocations examined 2017 telecommuting statistics and trends reflecting the following insights into the status of remote work:

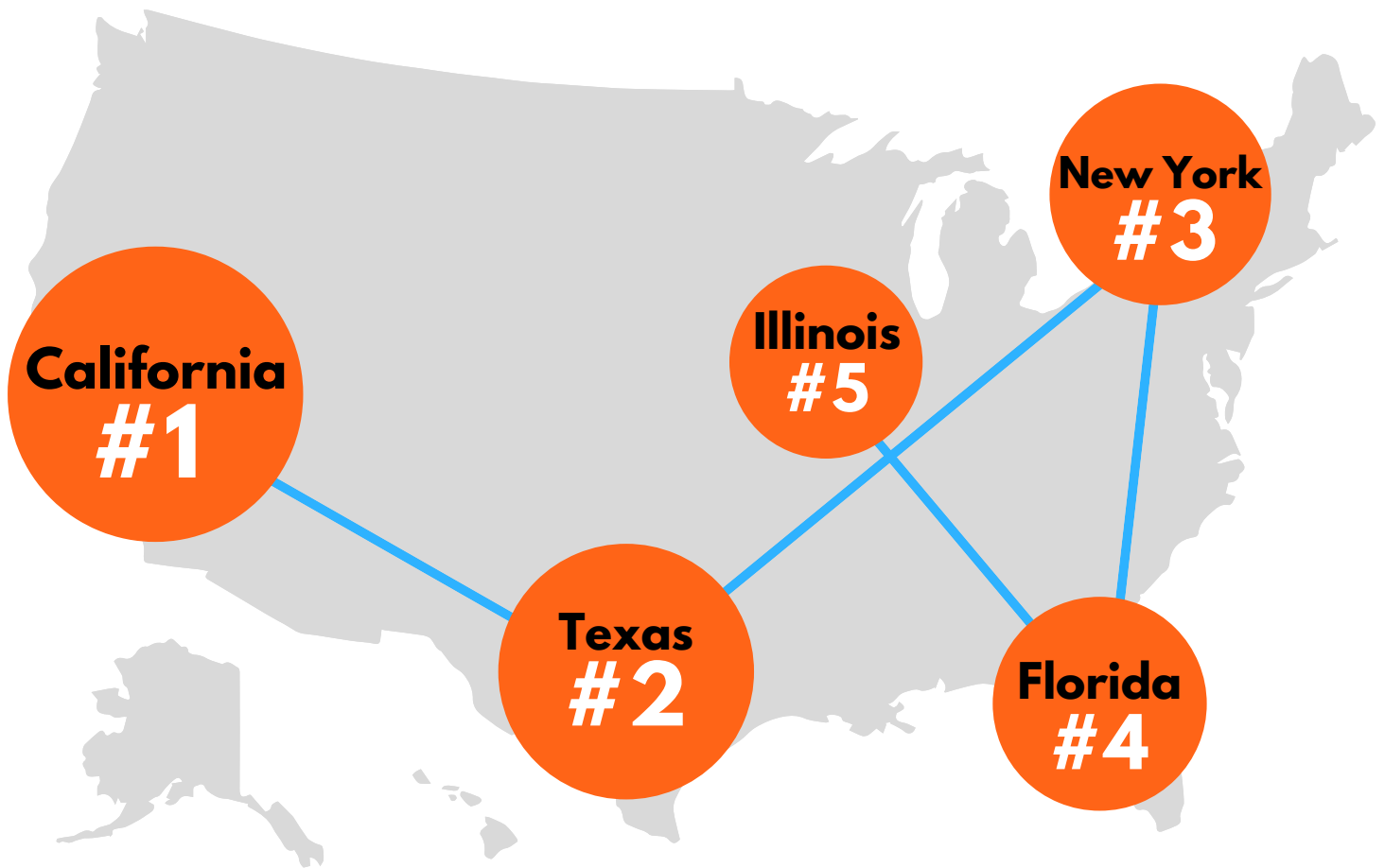
- Top States for Remote Work
- Top Companies Who Hire Telecommuters
- Top Industries for Telecommuting Jobs

2017



TOP STATES

FOR REMOTE WORK



Virtual Vocations 2017 telecommuting statistics show the most remote job postings added to our database included a geographic restriction, like requiring applicants to reside in a particular city, state, region or time zone, versus accepting applicants living in any U.S. location.

California, Texas, New York, Florida, and Illinois had the highest number of location-specific remote job openings among all jobs posted to the Virtual Vocations job board in 2017.

Remote job postings from these states comprised 23.26% of all vacancies.

Other U.S. locations with a high prevalence of remote jobs include the following regions:

- Mid-Atlantic (PA, NJ, VA, MD)
- Midwest (MN, OH, MI)
- New England (MA, CT)
- West (WA, AZ, CO)
- South (GA, NC, TN)



TOP COMPANIES

WHO HIRE TELECOMMUTERS



1. UnitedHealth Group

2. Kaplan Inc.

3. VocoVision

4. K12 Inc.



Humana

5. Oracle Corporation

6. CyraCom

7. Salesforce.com

8. Humana Inc.

9. Conduent Inc.



10. Connections Academy

11. Anthem Inc.

12. SAP





13. PRA Health Sciences

14. Soliant Health

15. Appen

16. Thermo Fisher Scientific

17. U.S. Bank (U.S. Bancorp)



18. Crossover

19. Aetna Inc.

20. CyberCoders, Inc.

With 80 to to 90 percent of U.S. professionals working remotely at least some of the time,* the demand for more employers to offer telecommuting work arrangements has never been higher.

We looked to data from our companies database and job board to extract from each employer the number of telecommuting vacancies we researched, screened, and posted in 2017. These companies had the highest totals for new openings.

UnitedHealth Group ranked first for a third consecutive year.

*Source: GlobalWorkplaceAnalytics.com



TOP INDUSTRIES

FOR TELECOMMUTING JOBS

1	INFORMATION TECHNOLOGY			PROJECT MANAGEMENT	6
2	SALES			CONSULTING	7
3	HEALTHCARE			TEACHING	8
4	ACCOUNT MANAGEMENT			MANAGEMENT	9
5	EDUCATION			CUSTOMER SERVICE	10

The top industries for telecommuting jobs in 2017 are based on the career categories to which the greatest number of Virtual Vocations members applied to telecommute jobs throughout the year.

Note: Education and Teaching telecommute jobs are considered separate career categories. The high volume of available virtual and partial telecommuting teaching positions warrants a category distinction. Meanwhile, the Education category includes telecommuting positions for school administrators and support staff, counselors, advisors, and more.

Other popular remote work categories from 2017 include:

- Marketing
- Human Services
- Writing
- Business Operations
- Quality Assurance
- Nursing
- Insurance
- Financial
- Translation
- Program Management



DISCLOSURES

The Virtual Vocations 2017 Year-End Report was prepared by Virtual Vocations using internal company data as well as researched statistics from GlobalWorkplaceAnalytics.com and the United States Department of Labor's Bureau of Labor Statistics (BLS). All information presented in the report is understood to be true and not presented under pretense.

Questions or comments about the report or Virtual Vocations' website or services can be directed to the company's customer service line at 1-800-379-5092 or emailed to Kimberly Back, Content Division Manager, at kim@virtualvocations.com.



READ THE FULL REPORT



VIRTUAL VOCATIONS, INC.

<https://www.virtualvocations.com>

Tucson, Arizona

kim@virtualvocations.com

1-800-379-5092